

AGENDA**KERN COUNTY EMERGENCY MEDICAL CARE ADVISORY BOARD (EMCAB)**

**Kern County Administrative Center
Board of Supervisors Chambers
1115 Truxtun Avenue
Bakersfield CA, 93301**

REGULAR MEETING**THURSDAY – May 9th, 2024****4:00 P.M.****Roll Call:**

Supervisor Flores, Sheriff Youngblood, Deputy Chief Linville, Leslie Wilmer, Orchel Krier, Scott Hurlbert, Dr. Franklin, Tyler Whitezell, John Surface, Dr. Lyon

SALUTE TO FLAG**Consent Agenda (CA):**

All items listed with a “CA” are considered by program staff to be routine and non-controversial. The “CA” represents the consent agenda for the Board members of EMCAB. Consent items will be considered first and may be approved in one motion. If a member of the audience wishes to comment or ask questions regarding an item or items on the consent agenda, they may do so prior to a vote being taken on the consent agenda. A member of EMCAB may remove any item from the consent agenda and it will be considered in listed sequence with an opportunity for any member of the public to address EMCAB concerning the item before action is taken.

PUBLIC PRESENTATIONS

1) This portion of the meeting is reserved for persons to address the Board on any matter not on this Agenda but under the jurisdiction of the Board. Board members may respond briefly to statements made or questions posed. They may ask a question for clarification, make a referral to staff for factual information or request staff to report back to the Board at a later meeting. Also, the Board may take action to direct the staff to place a matter of business on a future agenda. **SPEAKERS ARE LIMITED TO TWO MINUTES. PLEASE STATE AND SPELL YOUR NAME BEFORE MAKING YOUR PRESENTATION.**

Grounded in Health

BOARD MEMBER ANNOUNCEMENTS OR REPORTS

2) Board Member Announcements or Reports:

On their own initiative, Board members may make an announcement or report on their own activities. They may ask a question for clarification, make a referral to staff, or take action to have staff place a matter of business on a future agenda. (Government Code Section 54954.2[a][2])

EMERGENCY MEDICAL SERVICES PROGRAM REQUESTS

3) Managers' report – RECEIVE AND FILE

4) APOT Task Force Report – RECEIVE AND FILE

CA – 5) Annual Maddy Fund Report – RECEIVE AND FILE

CA – 6) Legislation Report – RECEIVE AND FILE

CA – 7) Annual APOT Report – RECEIVE AND FILE

CA – 8) Annual Ambulance Response Time Compliance – RECEIVE AND FILE

CA – 9) Annual EMCAB Agenda Summary - RECEIVE AND FILE

CA-10) Annual EOA Reports - RECEIVE AND FILE

CA-11) Annual EMS System Report – RECEIVE AND FILE

CA-12) Annual EMCAB Member Report - RECEIVE AND FILE

MATTERS FOR EXECUTIVE APPROVAL

CA-13) Review and Approval of February 8, 2024, Minutes – APPROVE

14) Adjournment:

The deadline for submitting public requests for the next EMCAB meeting is Thursday, July 25, 2024 at 5:00 PM to the EMS Program Manager.

Adjourn to Thursday, August 8, 2024, at 4:00 PM at the Kern County Administrative Center in the Kern County Board of Supervisors Chambers at 1115 Truxtun Avenue, Bakersfield, CA 93301 – ADJOURN

Grounded in Health

AMERICAN'S WITH DISABILITIES ACT

(Government Code Section 54953.2)

The Board of Supervisors Chamber is accessible to persons with disabilities. Disabled individuals who need special assistance to attend or participate in a meeting of the Kern County Emergency Medical Care Advisory Board may request assistance at the Kern County Public Health at 1800 Mount Vernon Avenue, Bakersfield, 93306 or by calling (661) 321-3000. Every effort will be made to reasonably accommodate individuals with disabilities by making meeting materials available in alternative formats. Requests for assistance should be made at least three (3) working days in advance whenever possible.

Grounded in Health

**EMERGENCY MEDICAL CARE ADVISORY BOARD
Membership Roster**

<i>Name and Address</i>	<i>Representing</i>
Jeff Flores, Supervisor Third District 1115 Truxtun Avenue Bakersfield, CA 93301 (661) 868-3672	Board of Supervisors
<u>Alternate</u> Phillip Peters, Supervisor First District 1115 Truxtun Avenue Bakersfield, CA 93301 (661) 868-3652	
Donny Youngblood, Sheriff Kern County Sheriff's Department 1350 Norris Road Bakersfield, CA 93308 (661) 391-7500	Police Chief's Association
<u>Alternate</u> Vacant	
Kain Linville, Deputy Chief Kern County Fire Department 5642 Victor Street Bakersfield, CA 93308 (661)	Fire Chief's Association
<u>Alternate</u> Kevin Albertson, Deputy Chief Bakersfield Fire Department 2101 H St. Bakersfield, CA 93301 (661)	
Member	Urban Consumer
<u>Alternate</u> Peter Brandon 11204 Cave Ave Bakersfield, CA 93312 (661) 428-4563	
Leslie Wilmer 1110 Bell Ave., Taft, CA 93268 (661) 304-1106	Rural Consumer

Alternate

Vacant

Orchel Krier
Mayor Pro Tem, City of Taft
209 E. Kern Street
Taft, CA 93268
661-763-1222

City Selection Committee

Alternate

Cathy Prout
Councilmember, City of Shafter
435 Maple Street
Shafter, CA 93263
(661) 746-6409

Scott Hurlbert
City of Wasco
746 8th Street
Wasco, CA 93280
(661) 758-7214

Kern Mayors and City Managers Group

Alternate

Maribel Reyna
City of Delano
1015 11th Avenue
Delano, CA 93215
(661)720-2269

Member

William Franklin, DO
Kern County Medical Society
4900 California Ave, Suite 210B
Bakersfield, CA 93309

Kern County Medical Society

Alternate

Soham Shah, MD
Kern County Medical Society
4900 California Ave. Suite 210B
Bakersfield, CA 93309

Tyler Whitezell, Chief Operating Officer
Kern Medical
1700 Mt. Vernon
Bakersfield, CA 93306
(661)

Kern County Hospital Administrators

Alternate

John Surface
Hall Ambulance Inc.
1001 21st Street

Kern County Ambulance Association

Bakersfield, CA 93301
(661) 322-8741

Alternate

Kristopher Lyon, M.D.
1800 Mount Vernon Avenue, 2nd floor
Bakersfield, CA 93306
(661) 321-3000

EMS Medical Director

Support Staff

Jeff Fariss, EMS Program Manager
1800 Mount Vernon Avenue, 2nd floor
Bakersfield, CA 93306
(661) 321-3000

EMS Division

Jennifer Feige, Deputy
1115 Truxtun Avenue, 4th Floor
Bakersfield, CA 93301
(661) 868-3638

County Counsel

Julia Carlson
1115 Truxtun Avenue, 5th Floor
Bakersfield, CA 93301
(661) 868-3198

County Administrative Office

5. Annual Maddy Fund Report



Maddy Emergency Medical Services (EMS) Fund Report Fiscal Year 2022/23 (July 1, 2022 - June 30, 2023)

I Administering Agency	County / Department Kern County Public Health Services Department	County Contact (Name and Title) Brynn Carrigan
	Address (Number and Street) 1800 Mt. Vernon Ave	Phone Number 661-321-3000
	City or Post Office, State, and ZIP Code Bakersfield, CA 93306	Email Address Brynn@kerncounty.com

II Establishment of Fund	1a Has the agency established the Maddy EMS Fund (Original Assessment)?	<input checked="" type="checkbox"/> Yes <input type="checkbox"/> No
	b Date fund established.	07/19/1988
	c Fund balance on July 1, 2022.	\$ 2,593,581.31
	d If the Maddy EMS Fund beginning balance on July 1, 2022, differs from the previous reported ending balance on June 30, 2022, state reason(s):	
	2a Has the agency established the Maddy EMS Fund (Supplemental Assessment)?	<input checked="" type="checkbox"/> Yes <input type="checkbox"/> No <i>(If no, go to #3)</i>
	b Date fund established.	02/01/2015
	c Fund balance on July 1, 2022.	\$ 788,776.34
	d If the Maddy EMS Fund beginning balance on July 1, 2022 differs from the previous reported ending balance on June 30, 2022, state reason(s):	

III Collections of Penalty Assessments	3 Fines, penalties, and forfeitures collected under each statute.	Statute	Collections	
	a	Government Code § 76000	\$ 957,587.08	
	b	Government Code § 76000.5 <i>(Only applicable if Supplemental Assessment established. See #2a.)</i>	\$ 919,457.36	
	c	Vehicle Code § 42007		
	d	Total	\$ 1,877,044.44	
	4 Responsibility for collection of fines, penalties, and forfeitures:			
	Entity	Contact (Name and Title)		
	Superior Court of California, County of Kern	Gina Fisher		
	Phone Number	Email Address		
	661-868-4668	Gina.Fisher@kern.courts.ca.gov		



Kern County Public Health Services Department

IV Deposits into Maddy EMS Fund	5	Total penalty assessments deposited into Maddy EMS Fund (Original Assessment).	Statute	Deposits
	a		Government Code § 76000 (Based on GC § 76104)	\$ 957,587.08
	b		Vehicle Code § 42007	\$ 0.00
	c		Total	\$ 957,587.08
	d	If no deposits into Maddy EMS Fund, state reason(s):		
		<hr/>		
	6	Total penalty assessments deposited into Maddy EMS Fund (Supplemental Assessment). (If fund not established, leave section blank and go to #7)	Statute	Deposits
	a		Government Code § 76000.5	\$ 919,457.36
	b		Vehicle Code § 42007	
	c		Total	\$ 919,457.36
	d	If no deposits into Maddy EMS Fund, state reason(s):		
		<hr/>		
	7	Responsibility for deposit of penalty assessments:		
		Entity	Contact (Name and Title)	
		Superior Court of California, County of Kern	Gina Fisher	
		Phone Number	Email Address	
		661-868-4668	Gina.Fisher@kern.courts.ca.gov	

V Maddy EMS Fund Category Distributions	8	Maddy EMS Fund (Original Assessment)		Interest and Other Deposits
	a	Interest earned during the fiscal year.		\$ 52,406.23
	b	Other deposits during the fiscal year.		
	c	If other deposits were made, provide the type of deposits and the reason(s) for the deposits. Do not include refunds from Physicians/Surgeons or Hospitals on line 8c; report these amounts on line 16c and/or 20e.		
		<hr/>		
	9	Total amount of funds distributed to the specified categories during the fiscal year.	Reserve (Optional)	Category Distributions
	a	Administration (Admin cost equal to the lesser of actual cost or 10%)		\$ 96,532.93
	b	Physicians/Surgeons (58%)		\$ 503,901.82



Kern County Public Health Services Department

V Maddy EMS Fund Category Distributions (cont.)	c	Hospitals (25%)		\$ 217,199.07
	d	Other Discretionary EMS (17%)		\$ 147,695.34
	e	Total	\$ 0.00	\$ 965,329.16

10 Maddy EMS Fund (Supplemental Assessment) (If fund not established, leave blank and go to #12)

	Interest and Other Deposits
a Interest earned during fiscal year.	\$ 50,319.50
b Other deposits during fiscal year.	

c If other deposits were made, provide the type of deposits and the reason(s) for the deposits. Do not include refunds from Physicians/Surgeons or Hospitals on line 10b; report these amounts on line 17c and/or 21c.

11	Total amount of funds distributed to the specified categories during the fiscal year.	Reserve (Optional)	Category Distributions
a	Administration (Admin cost equal to the lesser of actual cost or 10%)		\$ 85,030.47
b	Richie's Fund (15%)		\$ 127,545.67
c	Physicians/Surgeons (58%)		\$ 369,882.47
d	Hospitals (25%)		\$ 159,432.08
e	Other Discretionary EMS (17%)		\$ 108,413.81
f	Total	\$ 0.00	\$ 850,304.50

12 Responsibility for category distributions:

Entity Kern County Public Health Services Department	Contact (Name and Title) Brynn Carrigan
Phone Number 661-321-3000	Email Address Brynn@kerncounty.com

VI Expenditures & Reimbursements

13	Total Administration expenditures from Maddy EMS Fund (Original Assessment).	Amount \$ 96,532.93
14	Total Administration expenditures from Maddy EMS Fund (Supplemental Assessment). (If fund not established, leave blank and go to #16a)	Amount \$ 85,030.47
15	Total Richie's Fund expenditures from Maddy EMS Fund (Supplemental Assessment). (If fund not established, leave blank and go to #16a)	Amount \$ 127,545.67



Kern County Public Health Services Department

VI Expenditures & Reimbursements (cont.)	16a Total Physicians/Surgeons expenditures from Maddy EMS Fund (Original Assessment).	Allowable Claims		Paid Claims		
		#	\$ Amount	#	%	\$ Amount
		8,342	\$ 534,946.59	8,342	100%	\$ 392,670.48
	b If allowable claims were not paid during fiscal year, July 1, 2022-June 30, 2023, state reason(s)					
						Amount Reimbursed
	c Total reimbursements from Physicians/Surgeons due to collections from patient/third-party, county penalties, and settlements.					
	17a Total Physicians/Surgeons expenditures from Maddy EMS Fund (Supplemental Assessment). (If fund not established, leave blank and go to #18)	Allowable Claims		Paid Claims		
		#	\$ Amount	#	%	\$ Amount
		8,342	\$ 267,493.89	8,342	100%	\$ 196,350.36
	b If allowable claims were not paid during fiscal year, July 1, 2022-June 30, 2023, state reason(s)					
						Amount Reimbursed
	c Total reimbursements from Physicians/Surgeons due to collections from patient/third-party, county penalties, and settlements.					
	18 Required documentation for submission. (The below documentation is part of the Maddy EMS Fund report, and <u>must</u> be submitted concurrently)					
	<input type="checkbox"/> A description of the Physicians/Surgeons claims payment methodologies.					
	<input type="checkbox"/> A statement of the policies, procedures, and regulatory action taken to implement and administer the fund(s).					
	<input type="checkbox"/> Name(s) of Physicians/Surgeons and Hospitals administrator organization, or names of specific Physicians/Surgeons and Hospital administrators contacted to review claims payment methodologies.					
	<input type="checkbox"/> A description of the process used to solicit input from Physicians/Surgeons and Hospitals to review payment distribution methodology.					
	<input type="checkbox"/> An identification of the fee schedule used by the county.					
	19 Responsibility for claims payments to Physicians/Surgeons:					
	Entity	Contact (Name and Title)				
	Kern County Public Health Services Department	Brynn Carrigan				
	Phone Number	Email Address				
	661-321-3000	Brynn@kerncounty.com				



Kern County Public Health Services Department

VI Expenditures & Reimbursements (cont.)

20a Indicate if Hospital claims are paid on a claims basis for the Maddy EMS Fund (Original Assessment). Yes No
 (If no, go to #20d)

	Allowable Claims		Paid Claims		
	#	\$ Amount	#	%	\$ Amount
b Total Hospitals expenditures.				0%	

c If allowable claims were not paid during fiscal year, July 1, 2022-June 30, 2023, state reason(s):

d Direct disbursement to Hospitals. (N/A if hospital claims are paid on a claims basis. Leave blank and go to #21e)	Amount
	\$ 384,834.69

e Total reimbursements from Hospitals due to collections from patient/third-party, county penalties, and settlements.	Amount Reimbursed

21a Indicate if Hospital claims are paid on a claims basis for the Maddy EMS Fund (Supplemental Assessment). (If fund not established, leave blank and go to #22) Yes No
 (If no, go to #21d)

	Allowable Claims		Paid Claims		
	#	\$ Amount	#	%	\$ Amount
b Total Hospitals expenditures.				0%	

c If allowable claims were not paid during fiscal year, July 1, 2022-June 30, 2023 state reason(s):

d Direct disbursement to Hospitals. (N/A if hospital claims are paid on a claims basis. Leave blank and go to #22e)	Amount
	\$ 235,959.48

e Total reimbursements from Hospitals due to collections from patient/third-party, county penalties, and settlements.	Amount Reimbursed

22 Required documentation for submission. (The below documentation is part of the Maddy EMS Fund report, and must be submitted concurrently)

A description of the hospitals payment methodologies.

23 Responsibility for claims payments to Hospitals:

Entity Kern County Public Health Services Department	Contact (Name and Title) Brynn Carrigan
Phone Number 661-321-3000	Email Address Brynn@kerncounty.com



Kern County Public Health Services Department

VI Expenditures & Reimbursements (cont.)		Amount
24a	Total Other Discretionary EMS expenditures from Maddy EMS Fund (Original Assessment).	\$ 147,695.34
b	Description of other EMS services provided:	
25a	Total Other Discretionary EMS expenditures from Maddy EMS Fund (Supplemental Assessment). <i>(If fund not established, leave blank)</i>	\$ 108,413.81
b	Description of other EMS services provided:	



Kern County Public Health Services Department

VII Fund Summary

Maddy EMS Fund
 (Original Assessment)

	Available Funds for Distribution		Fund Total
Balance on July 1, 2022	\$ 2,593,581.31 <i>(1c)</i>		\$ 2,593,581.31
Deposits for July 1, 2022-June 30, 2023	\$ 957,587.08 <i>(5c)</i>		\$ 3,551,168.39
Interest for July 1, 2022-June 30, 2023	\$ 52,406.23 <i>(8a)</i>		\$ 3,603,574.62
Other Deposits for July 1, 2022-June 30, 2023	\$ 0.00 <i>(8b)</i>		\$ 3,603,574.62

Distributions/Expenditures	Category Distributions	Reserve <i>(Optional)</i>	Available Funds for Disbursement <i>(Category Distributions - Reserve)</i>	Expenditures
Administration (Admin cost = to lesser of actual cost or 10%)	\$ 96,532.93 <i>(9a)</i>		\$ 96,532.93	\$ 96,532.93 <i>(13)</i>
Physicians/Surgeons (58%)	\$ 503,901.82 <i>(9b)</i>	\$ 0.00 <i>(9b)</i>	\$ 503,901.82	\$ 392,670.48 <i>(16a)</i>
Hospitals (25%)	\$ 217,199.07 <i>(9c)</i>	\$ 0.00 <i>(9c)</i>	\$ 217,199.07	\$ 0.00 <i>(20b Pd)</i> \$ 384,834.69 <i>(20d)</i>
Other Discretionary EMS (17%)	\$ 147,695.34 <i>(9d)</i>	\$ 0.00 <i>(9d)</i>	\$ 147,695.34	\$ 147,695.34 <i>(24a)</i>
Total	\$ 965,329.16 <i>(9e)</i>	\$ 0.00 <i>(9e)</i>	\$ 965,329.16	\$ 1,021,733.44
Preliminary Fund Balance <i>(Fund Total - Total Expenditures)</i>				\$ 2,581,841.18

Reimbursements		
Physicians/Surgeons	\$ 0.00 <i>(16c)</i>	\$ 2,581,841.18
Hospitals	\$ 0.00 <i>(20e)</i>	\$ 2,581,841.18
Ending Balance for Total Available Funds as of June 30, 2023		\$ 2,581,841.18

Available

Signature of Maddy EMS Fund Administrator

Brynn Carrigan

Printed Name

Date

Brynn@kerncounty.com

Email Address

Director

Title



Kern County Public Health Services Department

VII Fund Summary
 (cont.)

Maddy EMS Fund
 (Supplemental Assessment)

	Available Funds for Distribution		Fund Total
Balance on July 1, 2022	\$ 788,776.34 <i>(2c)</i>		\$ 788,776.34
Deposits for July 1, 2022-June 30, 2023	\$ 919,457.36 <i>(6c)</i>		\$ 1,708,233.70
Interest for July 1, 2022-June 30, 2023	\$ 50,319.50 <i>(10a)</i>		\$ 1,758,553.20
Other Deposits for July 1, 2022 - June 30, 2023	\$ 0.00 <i>(10b)</i>		\$ 1,758,553.20

Distributions/Expenditures	Category Distributions	Reserve (Optional)	Available Funds for Disbursement (Category Distributions - Reserve)	Expenditures
Administration (Admin cost = to lesser of actual cost or 10%)	\$ 85,030.47 <i>(11a)</i>		\$ 85,030.47	\$ 85,030.47 <i>(14)</i>
Richie's Fund (15%)	\$ 127,545.67 <i>(11b)</i>		\$ 127,545.67	\$ 127,545.67 <i>(15)</i>
Physicians/Surgeons (58%)	\$ 369,882.47 <i>(11c)</i>	\$ 0.00 <i>(11c)</i>	\$ 369,882.47	\$ 196,350.36 <i>(17a)</i>
Hospitals (25%)	\$ 159,432.08 <i>(11d)</i>	\$ 0.00 <i>(11d)</i>	\$ 159,432.08	\$ 0.00 <i>(21b Pd)</i>
				\$ 235,959.48 <i>(21d)</i>
Other Discretionary EMS (17%)	\$ 108,413.81 <i>(11e)</i>	\$ 0.00 <i>(11e)</i>	\$ 108,413.81	\$ 108,413.81 <i>(25a)</i>
Total	\$ 850,304.50 <i>(11f)</i>	\$ 0.00 <i>(11f)</i>	\$ 850,304.50	\$ 753,299.79
Preliminary Fund Balance (Fund Total - Total Expenditures)				\$ 1,005,253.41

Reimbursements			
Physicians/Surgeons	\$ 0.00 <i>(17c)</i>		\$ 1,005,253.41
Hospitals	\$ 0.00 <i>(21e)</i>		\$ 1,005,253.41
Ending Balance for Total Available Funds as of June 30, 2023			\$ 1,005,253.41


 Signature of Maddy EMS Fund Administrator

Brynn@kerncounty.com
 Email Address

Brynn Carrigan
 Printed Name

Director
 Title

3/21/2024
 Date

6. Legislative Reports

EMSAAC
Thursday, April 18, 2024

[AB 1168](#) (Bennett D) Emergency medical services (EMS): prehospital EMS.

Current Text: Amended: 7/13/2023 [html](#) [pdf](#)

Last Amend: 7/13/2023

Status: 9/14/2023-Failed Deadline pursuant to Rule 61(a)(14). (Last location was INACTIVE FILE on 9/12/2023)(May be acted upon Jan 2024)

Location: 9/14/2023-S. 2 YEAR

Desk	Policy	Fiscal	Floor	Desk	Policy	Fiscal	2 year	Conf.	Enrolled	Vetoed	Chaptered	
1st House				2nd House				Conf. Conc.				

Summary: Existing law, the Emergency Medical Services System and the Prehospital Emergency Medical Care Personnel Act, governs local emergency medical services (EMS) systems and authorizes each county to develop an EMS program and designate a local EMS agency. Existing law requires a county to enter into a written agreement with a city or fire district that contracted for or provided prehospital EMS as of June 1, 1980. Existing law requires, until that written agreement is reached, prehospital EMS to be continued at not less than the existing level and the administration of prehospital EMS by cities and fire districts contracting for or providing those services as of June 1, 1980, to be retained by those cities and fire districts. This bill would require a city to be treated as if it had retained its authorities regarding, and the administration of, prehospital EMS if specified requirements are met. If a joint powers agreement regarding prehospital EMS was initially executed on or after January 1, 2024, the bill would ensure a city or fire district retains its existing authorities regarding, and the administration of, prehospital EMS. This bill contains other related provisions and other existing laws.

Organization Position

EMSAAC Oppose

Notes: 3/17/23: O-1

5/24/23: EMSAAC-EMDAC Oppose FA submitted

[AB 1778](#) (Connolly D) Vehicles: electric bicycles.

Current Text: Amended: 4/1/2024 [html](#) [pdf](#)

Last Amend: 4/1/2024

Status: 4/10/2024-Read second time. Ordered to third reading.

Location: 4/10/2024-A. THIRD READING

Desk	Policy	Fiscal	Floor	Desk	Policy	Fiscal	Floor	Conf.	Enrolled	Vetoed	Chaptered	
1st House				2nd House				Conf. Conc.				

Calendar: 4/18/2024 #105 ASSEMBLY THIRD READING FILE - ASSEMBLY BILLS

Summary: Existing law defines an electric bicycle and classifies electric bicycles into 3 classes with different restrictions. Under existing law, a "class 2 electric bicycle" is a bicycle equipped with a motor that may be used exclusively to propel the bicycle, and that is not capable of providing assistance when the bicycle reaches the speed of 20 miles per hour. Under existing law, a "class 3 electric bicycle" is a bicycle equipped with a speedometer and a motor that provides assistance only when the rider is pedaling, and that ceases to provide assistance when the bicycle reaches the speed of 28 miles per hour. Existing law prohibits a person under 16 years of age from operating a class 3 electric bicycle. Existing law requires a person operating, or riding upon, a class 3 electric bicycle to wear a helmet, as specified. This bill would, until January 1, 2029, authorize a local authority within the County of Marin, or the County of Marin in unincorporated areas, to adopt an ordinance or resolution that would prohibit a person under 16 years of age from operating a class 2 electric bicycle or require a person operating a class 2 electric bicycle to wear a bicycle helmet, as specified. The bill would require an ordinance or resolution that is adopted for this purpose to make a violation an infraction punishable by either a fine of \$25 or completion of an electric bicycle safety and training course, as specified. The bill would, if an ordinance or resolution is adopted, require the county to, by January 1, 2028, submit a report to the Legislature that includes, among other things, the total number of traffic stops initiated for violations, the results of the traffic stops, and the actions taken by peace officers during the traffic stops, as specified. The bill would require the local authority or county to administer a public information campaign for at least 30 calendar days prior to the enactment of the ordinance or resolution, as specified. The bill would require the local authority or county to only issue warning notices for the first 60 days after the passage of the ordinance or resolution.

Organization Position

EMSAAC Watch/Study

[AB 1786](#) (Rodriguez D) California Individual Assistance Act: California Local Assistance Act.

Current Text: Amended: 4/16/2024 [html](#) [pdf](#)

Last Amend: 4/16/2024

Status: 4/17/2024-Re-referred to Com. on HUM. S.

Location: 4/9/2024-A. HUM. S.

Desk	Policy	Fiscal	Floor	Desk	Policy	Fiscal	Floor	Conf. Conc.	Enrolled	Vetoed	Chaptered
1st House				2nd House							

Calendar: 4/23/2024 1:30 p.m. - State Capitol, Room 437 ASSEMBLY HUMAN SERVICES, LEE, ALEX, Chair

Summary: Existing law, the California Emergency Services Act, empowers the Governor to proclaim a state of emergency under certain circumstances. Existing law defines a state of emergency to mean the duly proclaimed existence of conditions of disaster or of extreme peril to the safety of persons and property within the state caused by conditions such as, among others, air pollution, fire, flood, and storm. Existing law defines a local emergency to mean the duly proclaimed existence of conditions of disaster or of extreme peril to the safety of persons and property within the territorial limits of a county, city and county, or city, caused by conditions such as, among others, air pollution, fire, flood, and storm. This bill would add climate change and climate change exacerbated conditions to the list of conditions for which a state of emergency or local emergency may be proclaimed. This bill contains other related provisions and other existing laws.

Organization **Position**
EMSAAC Watch/Study

AB 1792 **(Rodriguez D) Emergency medical services: personal protective equipment.**

Current Text: Introduced: 1/4/2024 [html](#) [pdf](#)

Status: 4/9/2024-From committee: Do pass and re-refer to Com. on APPR. with recommendation: To Consent Calendar. (Ayes 7. Noes 0.) (April 8). Re-referred to Com. on APPR.

Location: 4/9/2024-A. APPR.

Desk	Policy	Fiscal	Floor	Desk	Policy	Fiscal	Floor	Conf. Conc.	Enrolled	Vetoed	Chaptered
1st House				2nd House							

Summary: Existing law requires the Emergency Medical Services Authority to develop planning and implementation guidelines that address designated components for emergency medical services systems. This bill would require the authority to develop standards, on or before January 1, 2027, for personal protective equipment for ambulance personnel and to update the standards on or before January 1, 2032, and every 5 years thereafter.

Organization **Position**
EMSAAC Watch/Study

AB 1843 **(Rodriguez D) Emergency ambulance employees.**

Current Text: Amended: 3/6/2024 [html](#) [pdf](#)

Last Amend: 3/6/2024

Status: 3/14/2024-From committee: Do pass and re-refer to Com. on APPR. (Ayes 7. Noes 0.) (March 13). Re-referred to Com. on APPR.

Location: 3/13/2024-A. APPR.

Desk	Policy	Fiscal	Floor	Desk	Policy	Fiscal	Floor	Conf. Conc.	Enrolled	Vetoed	Chaptered
1st House				2nd House							

Summary: Under the Emergency Ambulance Employee Safety and Preparedness Act, an initiative measure enacted by the voters as Proposition 11 at the November 6, 2018, statewide general election, every emergency ambulance employee is entitled to employer-paid mental health services through an employee assistance program (EAP), and requires the EAP coverage to provide up to 10 mental health treatments per issue per calendar year. The act defines "issue" for purposes of those provisions to mean mental health conditions such as, among other things, stress, depression, or substance abuse. This bill would instead require an EAP to provide up to 20 mental health treatments per issue per calendar year, and would include post-traumatic stress disorder in the definition of "issue" for purposes of those provisions. The bill would also require an EAP to schedule an appointment with a mental health treatment provider within 48 hours, upon request of an emergency ambulance employee. This bill would require an emergency ambulance provider to offer to all emergency ambulance employees, upon the employee's request, peer-to-peer services to provide peer representatives who are available to come to the aid of their fellow employees on a broad range of emotional or professional issues. The bill would require a peer support program to be implemented through a labor-management agreement negotiated separately from a collective bargaining agreement covering affected employees. This bill would specify conditions under which prescribed confidential communications between an emergency ambulance employee and a peer support team member may be disclosed. The bill would specify that an emergency ambulance employee who provides peer support services as a member of a peer support team, and the ambulance agency that employs them, shall not be liable for damages unless an act, error, or omission in performing peer support services constitutes gross negligence or intentional misconduct, except for an action for medical malpractice. This bill contains other related provisions and other existing laws.

Organization **Position**
EMSAAC Watch/Study

AB 1915

(Arambula D) Pupil health: drug education: opioid overdose training program.

Current Text: Amended: 4/1/2024 [html](#) [pdf](#)

Last Amend: 4/1/2024

Status: 4/10/2024-From committee: Do pass and re-refer to Com. on APPR. with recommendation: To Consent Calendar. (Ayes 16. Noes 0.) (April 9). Re-referred to Com. on APPR.

Location: 4/9/2024-A. APPR.

Desk	Policy	Fiscal	Floor	Desk	Policy	Fiscal	Floor	Conf. Conc.	Enrolled	Vetoed	Chaptered
1st House				2nd House							

Summary: Existing law requires instruction to be given in the elementary and secondary schools by appropriately trained instructors on drug education and the effects of the use of tobacco, alcohol, narcotics, dangerous drugs, as defined, and other dangerous substances. Existing law authorizes a public or private elementary or secondary school to determine whether or not to make emergency naloxone hydrochloride or another opioid antagonist and trained personnel available at its school, and to designate one or more volunteers to receive related training to address an opioid overdose, as specified. Commencing with the 2023–24 fiscal year, and for each fiscal year thereafter, existing law appropriates \$3,500,000 from the General Fund to the State Department of Education for allocation to county offices of education for the purpose of purchasing and maintaining a sufficient stock of emergency opioid antagonists for school districts and charter schools within their jurisdiction to maintain a minimum of two units at each middle school, junior high school, high school, and adult school schoolsite, as provided. This bill would require school districts, county offices of education, and charter schools that voluntarily determine to make naloxone hydrochloride or another opioid antagonist available on campus to ensure that the naloxone hydrochloride or another opioid antagonist is placed in an appropriate location that is widely known and easily accessible, during school hours and after school hours. The bill would require the naloxone hydrochloride or another opioid antagonist to be located on campus in at least one of several specified locations. This bill contains other related provisions and other existing laws.

Organization Position
 EMSAAC Watch/Study

AB 2101

(Rodriguez D) Statewide strategic stockpile.

Current Text: Amended: 4/15/2024 [html](#) [pdf](#)

Last Amend: 4/15/2024

Status: 4/16/2024-Re-referred to Com. on HEALTH.

Location: 4/9/2024-A. HEALTH

Desk	Policy	Fiscal	Floor	Desk	Policy	Fiscal	Floor	Conf. Conc.	Enrolled	Vetoed	Chaptered
1st House				2nd House							

Calendar: 4/23/2024 1:30 p.m. - 1021 O Street, Room 1100 ASSEMBLY HEALTH, BONTA, MIA, Chair

Summary: Existing law establishes the State Department of Public Health to implement various programs throughout the state relating to public health. This bill would require the State Department of Public Health, in coordination with the Office of Emergency Services, medical health operational area coordinators, regional disaster and medical health coordinators and specialists, and other state agencies, to establish a statewide strategic stockpile. The bill would require the department, in coordination with the Office of Emergency Services, to establish guidelines for the procurement, management, and distribution of medicine, vaccines, and dental and medical supplies, taking into account, among other things, the amount of each type of item required for a sustained health emergency. The bill would authorize the department to enter into contracts with private entities for the procurement or reservation of supplies and for management and distribution of the stockpile. The bill would require the department to report annually to the Legislature, and others, the amount of items in the stockpile, the amount of items from the stockpile that have been used, the amount of anticipated future usage, the status of existing contracts with private entities that fulfill the procurement guidelines, and information regarding items reserved through those private entities. By creating new duties for medical health operational area coordinators and regional disaster and medical health coordinators and specialists, the bill would impose a state-mandated local program. This bill contains other related provisions and other existing laws.

Organization Position
 EMSAAC Watch/Study

Notes: Comments were provided.

AB 2225

(Rodriguez D) Discovery: prehospital emergency medical care person or personnel review committees.

Current Text: Amended: 3/14/2024 [html](#) [pdf](#)

Last Amend: 3/14/2024

Status: 4/1/2024-Read third time. Passed. Ordered to the Senate. (Ayes 72. Noes 0.) In Senate. Read first time. To Com. on RLS. for assignment.

Location: 4/1/2024-S. RLS.

Desk	Policy	Fiscal	Floor	Desk	Policy	Fiscal	Floor	Conf. Conc.	Enrolled	Vetoed	Chaptered
1st House				2nd House							

Summary: Existing law exempts from discovery as evidence the proceedings and records of specified organized committees of health care professionals and review committees having the responsibility of evaluation and improvement of the quality of care. This bill would extend this exemption, for purposes of civil proceedings only, to the proceedings and records of prehospital emergency medical care person or personnel organized committees and review committees, as described above.

Organization **Position**
 EMSAAC Support

AB 2348 (Rodriguez D) Emergency medical services.

Current Text: Amended: 4/1/2024 [html](#) [pdf](#)

Last Amend: 4/1/2024

Status: 4/9/2024-From committee: Do pass and re-refer to Com. on HEALTH with recommendation: To Consent Calendar. (Ayes 7. Noes 0.) (April 8). Re-referred to Com. on HEALTH.

Location: 4/9/2024-A. HEALTH

Desk	Policy	Fiscal	Floor	Desk	Policy	Fiscal	Floor	Conf. Conc.	Enrolled	Vetoed	Chaptered
1st House				2nd House							

Calendar: 4/23/2024 1:30 p.m. - 1021 O Street, Room 1100 ASSEMBLY HEALTH, BONTA, MIA, Chair

Summary: Existing law, the Emergency Medical Services System and the Prehospital Emergency Medical Care Personnel Act, governs local emergency medical services (EMS) systems. The act establishes the Emergency Medical Services Authority (authority), which is responsible for the coordination and integration of all emergency medical services. Existing law authorizes each county to develop an emergency medical services program and requires a county that does so to designate a local EMS agency (LEMSA). Existing law authorizes a LEMSA to create exclusive operating areas in the development of a local EMS plan. Existing law makes a violation of the act or regulations adopted pursuant to the act punishable as a misdemeanor. Existing law requires the authority to develop planning and implementation guidelines for emergency medical services systems that address specified components, including the assessment of hospital and critical care centers and data collection and evaluation. This bill would require the authority to develop planning and implementation guidelines for response times and exemptions. This bill would require the authority to develop a statewide standard methodology for calculation and reporting by a LEMSA of response times for emergency ambulance service providers operating in exclusive operating areas. The bill would require the authority to ensure the guidelines include a list of specified standardized terminology for a LEMSA to use when granting exemptions or when modifying original response time data for required public reporting of 911 response time. The bill would require a LEMSA to report emergency ambulance services provider response times to the authority in a data dispatch form, as specified. The bill would require an emergency ambulance services provider to report response times to the LEMSA that has jurisdiction over the provider. The bill would require the LEMSA to post emergency ambulance services provider response times monthly on the LEMSA's internet website in specified formats. This bill contains other related provisions and other existing laws.

Organization **Position**
 EMSAAC Watch/Study

Notes: Reintroduction of AB 379.
 Watch with concerns/engage with author's office.

AB 2469 (Committee on Emergency Management) Emergency Management Assistance Compact: California Wildfire Mitigation Financial Assistance Program.

Current Text: Amended: 3/21/2024 [html](#) [pdf](#)

Last Amend: 3/21/2024

Status: 4/9/2024-From committee: Do pass and re-refer to Com. on APPR. with recommendation: To Consent Calendar. (Ayes 7. Noes 0.) (April 8). Re-referred to Com. on APPR.

Location: 4/9/2024-A. APPR.

Desk	Policy	Fiscal	Floor	Desk	Policy	Fiscal	Floor	Conf. Conc.	Enrolled	Vetoed	Chaptered
1st House				2nd House							

Summary: Existing law ratifies, approves, and sets forth the provisions of the Emergency Management Assistance Compact, an interstate agreement that provides for mutual assistance between states responding to emergencies and disasters. Under existing law, the compact becomes inoperative on March 1, 2028, and is repealed as of January 1, 2029. This bill would delete the inoperative and repeal dates, thereby making the compact operative indefinitely. This bill contains other existing laws.

Organization **Position**
 EMSAAC Support

AB 2594 (Committee on Emergency Management) Emergency services: mutual aid: gap analysis.

Current Text: Introduced: 2/14/2024 [html](#) [pdf](#)

Status: 4/9/2024-From committee: Do pass and re-refer to Com. on APPR. with recommendation: To Consent Calendar. (Ayes 7. Noes 0.) (April 8). Re-referred to Com. on APPR.

Location: 4/9/2024-A. APPR.

Desk	Policy	Fiscal	Floor	Desk	Policy	Fiscal	Floor	Conf. Conc.	Enrolled	Vetoed	Chaptered
1st House				2nd House							

Summary: Existing law, the California Emergency Services Act, establishes the Office of Emergency Services within the Governor's office under the supervision of the Director of Emergency Services and makes the office responsible for the state's emergency and disaster response services. The office serves as the State Disaster Council for the purposes of the California Disaster and Civil Defense Master Mutual Aid Agreement. Existing law authorizes state agencies to provide mutual aid, including personnel, equipment, and other available resources, to assist political subdivisions during a local emergency or in accordance with mutual aid agreements or at the direction of the Governor. This bill would require the office to prepare a gap analysis of the state's mutual aid systems on a biennial basis, beginning on January 1, 2025, as prescribed. The bill would require the office to prepare and submit to specified legislative committees a report on a gap analysis in accordance with the bill no later than February 1, 2025, and biennially thereafter by February 1 of subsequent odd-numbered years. This bill would declare that it is to take effect immediately as an urgency statute. This bill contains other related provisions.

Organization EMSAAC
Position Watch/Study

[AB 2700](#) (Gabriel D) Emergency medical services: alternate destinations.

Current Text: Amended: 4/16/2024 [html](#) [pdf](#)

Last Amend: 4/16/2024

Status: 4/17/2024-Re-referred to Com. on E.M.

Location: 4/9/2024-A. EMERGENCY MANAGEMENT

Desk	Policy	Fiscal	Floor	Desk	Policy	Fiscal	Floor	Conf. Conc.	Enrolled	Vetoed	Chaptered
1st House				2nd House							

Calendar: 4/22/2024 Upon adjournment of Session - State Capitol, Room 444 ASSEMBLY EMERGENCY MANAGEMENT, RODRIGUEZ, FREDDIE, Chair

Summary: Existing law authorizes a county to develop an emergency medical services (EMS) program, and requires a county developing that program to designate a local EMS agency. Existing law authorizes a local EMS agency to develop a community paramedicine or triage to alternate destination program that, among other things, selects providers to triage individuals to mental health facilities and sobering centers as alternates to emergency departments. Existing law requires the Emergency Medical Services Authority to develop and, after approval by the Commission on Emergency Medical Services, adopt regulations and establish minimum standards for the development of those programs. This bill would require the state to survey and analyze the facilities in each county that can serve as an alternate destination facility. The bill would require a local emergency medical services agency to annually report to the Emergency Medical Services Authority regarding the development of triage to alternate destination programs in its jurisdiction, as specified.

Organization EMSAAC
Position -Pending-

[AB 2742](#) (Sanchez R) Emergency vehicles: penalties.

Current Text: Introduced: 2/15/2024 [html](#) [pdf](#)

Status: 4/1/2024-Referred to Com. on TRANS.

Location: 4/1/2024-A. TRANS.

Desk	Policy	Fiscal	Floor	Desk	Policy	Fiscal	Floor	Conf. Conc.	Enrolled	Vetoed	Chaptered
1st House				2nd House							

Calendar: 4/22/2024 Upon adjournment of Session - 1021 O Street, Room 1100 ASSEMBLY TRANSPORTATION, WILSON, LORI, Chair

Summary: Existing law requires, upon the immediate approach of an authorized emergency vehicle that is sounding a siren and has a lighted lamp exhibiting red light, that a driver of a vehicle yield the right-of-way to the emergency vehicle, that the operator of a street car immediately stop the street car, and that all pedestrians proceed to the nearest curb or place of safety and remain there until the authorized emergency vehicle has passed. This bill would prohibit a person driving a vehicle upon a highway or a pedestrian from willfully obstructing a highway, including in the course of a protest, in any manner that interferes with the ability of an authorized emergency vehicle to pass and would make a violation of this provision punishable by specified fines. By creating a new crime, this bill would impose a state-mandated local program. This bill contains other related provisions and other existing laws.

Organization EMSAAC
Position Watch/Study

[AB 2775](#) (Gipson D) Emergency medical services.

Current Text: Amended: 4/1/2024 [html](#) [pdf](#)

Last Amend: 4/1/2024

Status: 4/17/2024-From committee: Do pass and re-refer to Com. on APPR. (Ayes 16. Noes 0.) (April 16). Re-referred to Com. on APPR.

Location: 4/16/2024-A. APPR.

Desk	Policy	Fiscal	Floor	Desk	Policy	Fiscal	Floor	Conf. Conc.	Enrolled	Vetoed	Chaptered
1st House				2nd House							

Summary: Existing law, the Emergency Medical Services System and the Prehospital Emergency Medical Care Personnel Act, governs local emergency medical services (EMS) systems. The act establishes the Emergency Medical Services Authority (authority), which is responsible for the coordination and integration of all emergency medical services. Existing law requires the authority to develop planning and implementation guidelines for EMS systems that address specified components, including the assessment of hospital and critical care centers and data collection and evaluation. This bill would authorize the authority to develop planning and implementation guidelines for the use of telehealth, within existing authority, in EMS systems. The bill would also authorize the authority to develop guidelines for the collection of data regarding the use of telehealth in EMS systems, as specified. This bill contains other related provisions and other existing laws.

Organization **Position**
EMSAAC Watch/Study

[AB 2858](#) ([Dahle, Megan R](#)) **California Emergency Services Act: State Emergency Plan: frequency of update.**

Current Text: Introduced: 2/15/2024 [html](#) [pdf](#)

Status: 3/4/2024-Referred to Com. on E.M.

Location: 3/4/2024-A. EMERGENCY MANAGEMENT

Desk	Policy	Fiscal	Floor	Desk	Policy	Fiscal	Floor	Conf. Conc.	Enrolled	Vetoed	Chaptered
1st House				2nd House							

Calendar: 4/22/2024 Upon adjournment of Session - State Capitol, Room 444 ASSEMBLY EMERGENCY MANAGEMENT CONSENT CALENDAR, RODRIGUEZ, FREDDIE, Chair

Summary: Under existing law, the California Emergency Services Act, the State Emergency Plan is the official document approved by the Governor that describes the principles and methods to be applied in carrying out emergency operations or rendering mutual aid during emergencies, and includes elements addressing continuity of government, the emergency services of governmental agencies, mobilization of resources, mutual aid, and public information. Existing law makes the State Emergency Plan effective in each political subdivision of the state, and requires the governing body of each political subdivision to take necessary actions to carry out its provisions. Existing law requires the Governor to coordinate the State Emergency Plan and those programs necessary for the mitigation of the effects of an emergency in this state and to coordinate the preparation of plans and programs for the mitigation of the effects of an emergency by the political subdivisions of this state, which are to be integrated into and coordinated with the State Emergency Plan and the plans and programs of the federal government and of other states to the fullest possible extent. This bill would require the Office of Emergency Services to update the State Emergency Plan every 4 years after the update required on or before January 1, 2024. This bill contains other existing laws.

Organization **Position**
EMSAAC Watch/Study

[AB 2859](#) ([Patterson, Jim R](#)) **Emergency medical technicians: peer support.**

Current Text: Amended: 3/18/2024 [html](#) [pdf](#)

Last Amend: 3/18/2024

Status: 4/17/2024-From committee: Amend, and do pass as amended and re-refer to Com. on JUD. (Ayes 16. Noes 0.) (April 16).

Location: 4/16/2024-A. JUD.

Desk	Policy	Fiscal	Floor	Desk	Policy	Fiscal	Floor	Conf. Conc.	Enrolled	Vetoed	Chaptered
1st House				2nd House							

Calendar: 4/18/2024 #10 ASSEMBLY SECOND READING FILE -- ASSEMBLY BILLS

Summary: Existing law establishes a statewide system for emergency medical services (EMS) and establishes the Emergency Medical Services Authority, which is responsible for establishing training, scope of practice, and continuing education for emergency medical technicians and other prehospital personnel. Existing law authorizes a public fire agency or law enforcement agency to establish a peer support and crisis referral program, to provide a network of peer representatives who are available to come to the aid of their fellow employees on a broad range of emotional or professional issues. This bill would authorize an EMS provider to establish a peer support and crisis referral program to provide a network of peer representatives available to aid fellow employees on emotional or professional issues. The bill would provide that EMS personnel, whether or not a party to an action, have a right to refuse to disclose, and to prevent another from disclosing, a confidential communication between the

EMS personnel and a peer support team member, crisis hotline, or crisis referral service, except under limited circumstances, including, among others, if disclosure is reasonably believed to be necessary to prevent death, substantial bodily harm, or commission of a crime, or in a criminal proceeding. The bill would also provide that, except for an action for medical malpractice, a peer support team member and the EMS provider that employs them are not liable for damages, as specified, relating to an act, error, or omission in performing peer support services, unless the act, error, or omission constitutes gross negligence or intentional misconduct. To be eligible for these confidentiality protections, the bill would require a peer support team member to complete a training course or courses on peer support approved by the local EMS agency. By imposing a higher level of service on a local agency, the bill would impose a state-mandated local program. This bill contains other existing laws.

Organization **Position**
 EMSAAC Support

AB 2973 **(Hart D) Emergency services.**

Current Text: Amended: 4/15/2024 [html](#) [pdf](#)

Last Amend: 4/15/2024

Status: 4/16/2024-Re-referred to Com. on HEALTH.

Location: 4/8/2024-A. HEALTH

Desk	Policy	Fiscal	Floor	Desk	Policy	Fiscal	Floor	Conf. Conc.	Enrolled	Vetoed	Chaptered
1st House				2nd House							

Calendar: 4/23/2024 1:30 p.m. - 1021 O Street, Room 1100 ASSEMBLY HEALTH, BONTA, MIA, Chair

Summary: Existing law, the Emergency Medical Services System and the Prehospital Emergency Medical Care Personnel Act, governs local emergency medical services (EMS) systems, authorizes each county to develop an EMS program and designate a local EMS agency, and requires the Emergency Medical Services Authority to receive plans for the implementation of EMS systems from local EMS agencies, as specified. Existing law requires a county to enter into a written agreement with a city or fire district that contracted for or provided prehospital EMS as of June 1, 1980. Existing law requires, until that written agreement is reached, prehospital EMS to be continued at not less than the existing level and the administration of prehospital EMS by cities and fire districts contracting for or providing those services as of June 1, 1980, to be retained by those cities and fire districts, as specified. This bill would authorize a county board of supervisors or a local EMS agency to provide or support the provision of EMS to persons located within the county, as specified. This bill contains other related provisions.

Organization **Position**
 EMSAAC Oppose

Notes: Dead. The author has pulled AB 2973 from our 4/23 (last fiscal bill) hearing.

AB 3127 **(McKinnor D) Reporting of crimes: mandated reporters.**

Current Text: Amended: 4/1/2024 [html](#) [pdf](#)

Last Amend: 4/1/2024

Status: 4/11/2024-Read second time. Ordered to third reading.

Location: 4/11/2024-A. THIRD READING

Desk	Policy	Fiscal	Floor	Desk	Policy	Fiscal	Floor	Conf. Conc.	Enrolled	Vetoed	Chaptered
1st House				2nd House							

Calendar: 4/18/2024 #114 ASSEMBLY THIRD READING FILE - ASSEMBLY BILLS

Summary: Existing law requires a health practitioner, as defined, to make a report to law enforcement when they suspect a patient has suffered physical injury that is either self-inflicted, caused by a firearm, or caused by assaultive or abusive conduct, including elder abuse, sexual assault, or torture. A violation of these provisions is punishable as a misdemeanor. This bill would remove the requirement that a health practitioner make a report to law enforcement when they suspect a patient has suffered physical injury caused by assaultive or abusive conduct. The bill would instead require that a health practitioner make a report when the injury is life threatening or results in death, as specified, or is the result of child abuse or elder or dependent adult abuse. The bill would require the health practitioner to additionally make a report when a person is seeking care for injuries related to domestic, sexual, or any nonaccidental violent injury if the patient requests a report be sent, as specified. This bill contains other related provisions and other existing laws.

Organization **Position**
 EMSAAC Watch/Study

SB 402 **(Wahab D) Involuntary commitment.**

Current Text: Amended: 1/12/2024 [html](#) [pdf](#)

Last Amend: 1/12/2024

Status: 1/29/2024-Read third time. Passed. (Ayes 37. Noes 1.) Ordered to the Assembly. In Assembly. Read first time. Held at Desk.

Location: 1/29/2024-A. DESK

Desk	Policy	Fiscal	Floor	Desk	Policy	Fiscal	Floor	Conf. Conc.	Enrolled	Vetoed	Chaptered
1st House				2nd House							

Summary: Existing law, the Lanterman-Petris-Short Act, authorizes the involuntary commitment and treatment of persons with specified mental disorders. Under the act, when a person, as a result of a mental health disorder, is a danger to self or others, or gravely disabled, the person may, upon probable cause, be taken into custody by specified individuals, including, among others, by peace officers and designated members of a mobile crisis team, and placed in a facility designated by the county and approved by the State Department of Health Care Services for up to 72 hours for evaluation and treatment. This bill would additionally authorize a person to be taken into custody, pursuant to those provisions, by a licensed mental health professional, as defined.

Organization **Position**
 EMSAAC Watch/Study

Notes: 2/10/23 - To LC
 3/23/23: Watch w/ Concerns

SB 915 **(Cortese D) Local government: autonomous vehicles.**

Current Text: Amended: 4/11/2024 [html](#) [pdf](#)

Last Amend: 4/11/2024

Status: 4/17/2024-From committee: Do pass and re-refer to Com. on TRANS. (Ayes 4. Noes 2.) (April 17). Re-referred to Com. on TRANS.

Location: 4/17/2024-S. TRANS.

Desk	Policy	Fiscal	Floor	Desk	Policy	Fiscal	Floor	Conf. Conc.	Enrolled	Vetoed	Chaptered
1st House				2nd House							

Calendar: 4/23/2024 1:30 p.m. - 1021 O Street, Room 1200 SENATE TRANSPORTATION, CORTESE, DAVE, Chair

Summary: Existing law authorizes an autonomous vehicle, as defined, to be operated on public roads for testing purposes by a driver who possesses the proper class of license for the type of vehicle being operated if certain requirements are met, including that the vehicle is being operated solely by employees, contractors, or other persons designated by the manufacturer. Existing law prohibits an autonomous vehicle from being operated on public roads until the manufacturer submits an application to the Department of Motor Vehicles containing certain certifications regarding safety and other technological requirements and the department approves that application pursuant to adopted regulations. Existing law, commencing January 1, 2030, and to the extent authorized by federal law, prohibits the operation of certain new autonomous vehicles that are not zero-emission vehicles, as defined. Existing law provides for the local regulation of certain types of transportation services, including taxicab companies. Existing law requires each city or county in which a taxicab company is substantially located to adopt an ordinance or resolution in regards to taxicab transportation service, that includes provisions for a permitting program for taxicab drivers. Under existing law, it is unlawful to operate a taxicab company without a valid permit to operate issued by each city or county in which the taxicab company is substantially located. This bill would authorize each city, county, or city and county in which an autonomous vehicle has received authorization by the Department of Motor Vehicles, the Public Utilities Commission, or any other applicable state agency to operate, to protect the public health, safety, and welfare by enacting an ordinance in regard to autonomous vehicle services within that jurisdiction. The bill would require each city, county, or city and county that enacts an ordinance to include certain provisions within that ordinance. These would include a policy for entry into the business of providing autonomous vehicle services including a permitting program that includes, among other things, the establishment of reasonable vehicle caps and hours of service restrictions. This bill contains other related provisions and other existing laws.

Organization **Position**
 EMSAAC Watch/Study

SB 997 **(Portantino D) Pupil health: opioid antagonists and fentanyl test strips.**

Current Text: Amended: 4/8/2024 [html](#) [pdf](#)

Last Amend: 4/8/2024

Status: 4/8/2024-From committee with author's amendments. Read second time and amended. Re-referred to Com. on HEALTH.

Location: 3/20/2024-S. HEALTH

Desk	Policy	Fiscal	Floor	Desk	Policy	Fiscal	Floor	Conf. Conc.	Enrolled	Vetoed	Chaptered
1st House				2nd House							

Calendar: 4/22/2024 3 p.m. or upon adjournment of Session - 1021 O Street, Room 2200 SENATE HEALTH, ROTH, RICHARD, Chair

Summary: Existing law requires the governing board of any school district to give diligent care to the health and physical development of pupils. Existing law authorizes a school district, county office of education, and charter school to provide emergency naloxone hydrochloride or another opioid antagonist to school nurses or trained personnel who have volunteered, and authorizes school nurses or trained personnel to use naloxone hydrochloride or another opioid antagonist to provide emergency

medical aid to persons suffering, or reasonably believed to be suffering, from an opioid overdose, as provided. This bill would authorize school districts, county offices of education, and charter schools to develop and adopt a policy that allows pupils in middle schools, junior high schools, high schools, and adult schools to carry a federally approved naloxone hydrochloride nasal product or any other federally approved opioid antagonist, as provided, for the emergency treatment of persons suffering, or reasonably believed to be suffering, from an opioid overdose. The bill would, for those local educational agencies that choose to develop and adopt a policy, to include, at a minimum, a requirement that a pupil has received instruction in the administration of the federally approved naloxone hydrochloride nasal product or other federally approved opioid antagonist. The bill would require public middle schools, junior high schools, high schools, and adult schools that are operated by a local educational agency to (1) stock and distribute fentanyl test strips, as provided, (2) notify pupils about the presence and location of fentanyl test strips, and (3) allow pupils to carry fentanyl test strips, as provided. To the extent the bill would impose additional duties on local educational agencies, the bill would impose a state-mandated local program. This bill contains other related provisions and other existing laws.

Organization **Position**
 EMSAAC Watch/Study

SB 1180 **(Ashby D) Health care coverage: emergency medical services.**

Current Text: Introduced: 2/14/2024 [html](#) [pdf](#)

Status: 4/5/2024-Set for hearing April 24.

Location: 2/21/2024-S. HEALTH

Desk	Policy	Fiscal	Floor	Desk	Policy	Fiscal	Floor	Conf. Conc.	Enrolled	Vetoed	Chapters
1st House				2nd House							

Calendar: 4/24/2024 1:30 p.m. - 1021 O Street, Room 1200 SENATE HEALTH, ROTH, RICHARD, Chair

Summary: Existing law, the Knox-Keene Health Care Service Plan Act of 1975, provides for the licensure and regulation of health care service plans by the Department of Managed Health Care and makes a willful violation of the act a crime. Existing law also provides for the regulation of health insurers by the Department of Insurance. Existing law requires health care service plan contracts and health insurance policies to provide coverage for certain services and treatments, including medical transportation services. Existing law provides for the Medi-Cal program, administered by the State Department of Health Care Services and under which qualified low-income individuals receive health care services, including emergency medical transport. The Medi-Cal program is, in part, governed and funded by federal Medicaid program provisions. This bill would require a health care service plan contract or health insurance policy issued, amended, or renewed on or after January 1, 2025, to include coverage for services provided by a community paramedicine program, a triage to alternate destination program, and a mobile integrated health program. The bill would require those plans and policies to require an enrollee or insured who receives covered services from a noncontracting program to pay no more than the same cost-sharing amount they would pay for the same covered services received from a contracting program. The bill would specify the reimbursement process and amount for a noncontracting program. Because a willful violation of these provisions by a health care service plan would be a crime, the bill would impose a state-mandated local program. The bill would also make services provided by these programs covered benefits under the Medi-Cal program. This bill contains other related provisions and other existing laws.

Organization **Position**
 EMSAAC Oppose Unless Amended

Notes: watch/study, engage with author's office specifically related to the added definition of 'Mobile integrated health program' - which as written applies only to "fire-department based team" program.

SB 1464 **(Ashby D) Health facilities: cardiac catheterization laboratory services.**

Current Text: Amended: 3/18/2024 [html](#) [pdf](#)

Last Amend: 3/18/2024

Status: 4/5/2024-Set for hearing April 24.

Location: 4/3/2024-S. HEALTH

Desk	Policy	Fiscal	Floor	Desk	Policy	Fiscal	Floor	Conf. Conc.	Enrolled	Vetoed	Chapters
1st House				2nd House							

Calendar: 4/24/2024 1:30 p.m. - 1021 O Street, Room 1200 SENATE HEALTH, ROTH, RICHARD, Chair

Summary: Existing law provides for the licensure and regulation of health facilities, including general acute care hospitals, administered by the State Department of Public Health. A violation of these provisions is a misdemeanor. Existing law authorizes the department to approve, as prescribed, a general acute care hospital to offer specified special services, including, but not limited to, cardiac catheterization laboratory services, in addition to the basic services offered under the facility's license. Existing law authorizes the expansion of a cardiac catheterization laboratory service if specified requirements are met, including that the department, at a minimum, adopt standards and regulations that specify that only diagnostic services, and what diagnostic services, may be offered by a general

acute care hospital or a multispecialty clinic. This bill would remove the requirement that the department adopt standards and regulations that specify that only diagnostic services may be offered and instead require the department to adopt standards and regulations that specify the type of servicing, including diagnostic servicing, that may be offered by a general acute care hospital or a multispecialty clinic. This bill contains other related provisions and other existing laws.

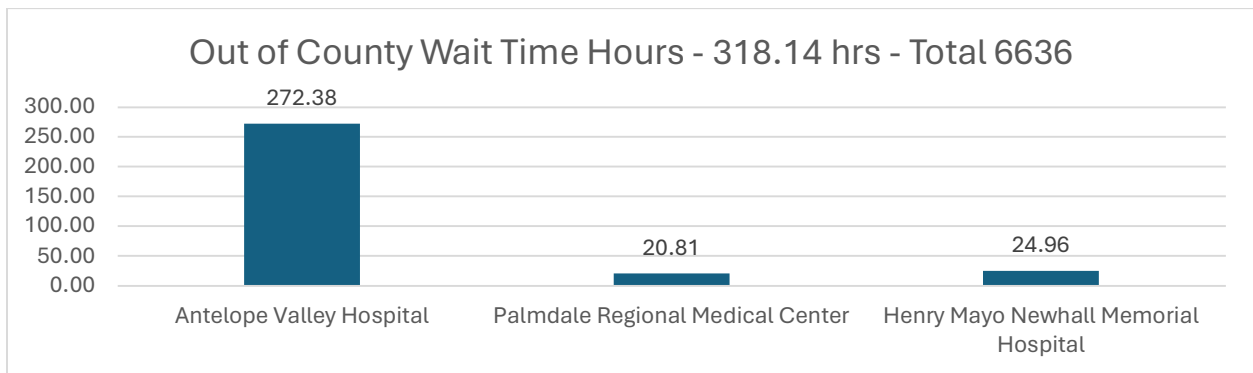
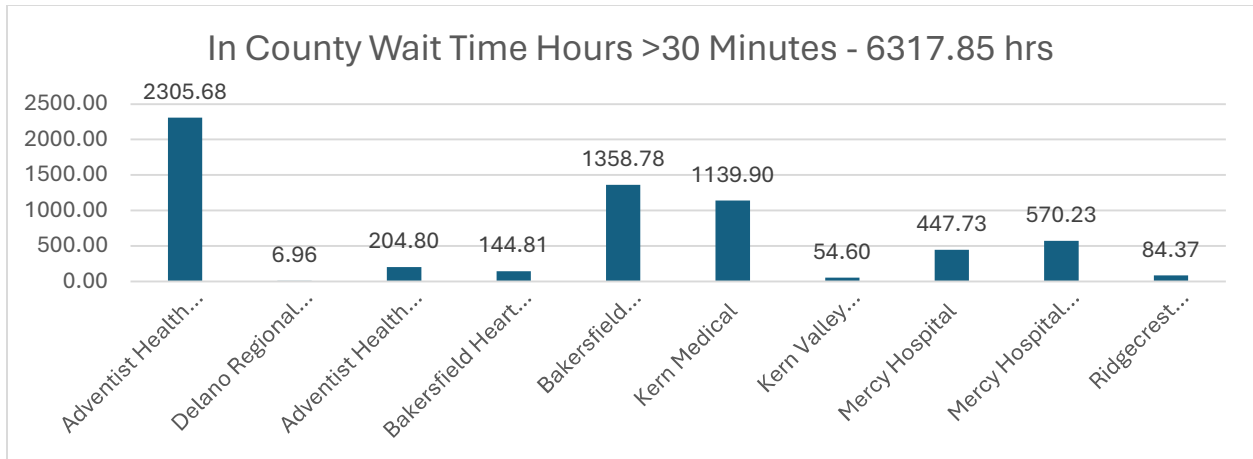
Organization	Position
EMSAAC	Watch/Study

Total Measures: 23

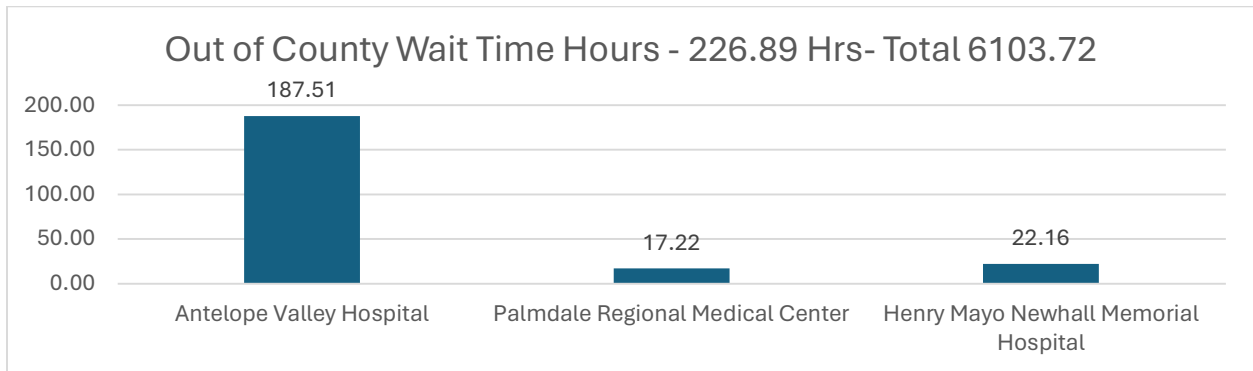
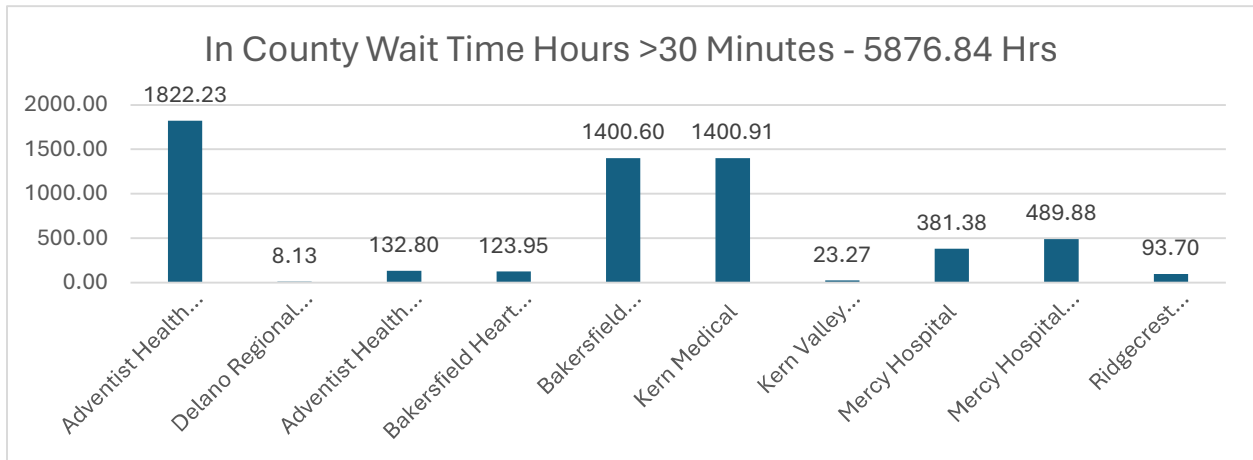
Total Tracking Forms: 23

7. Annual APOT Report

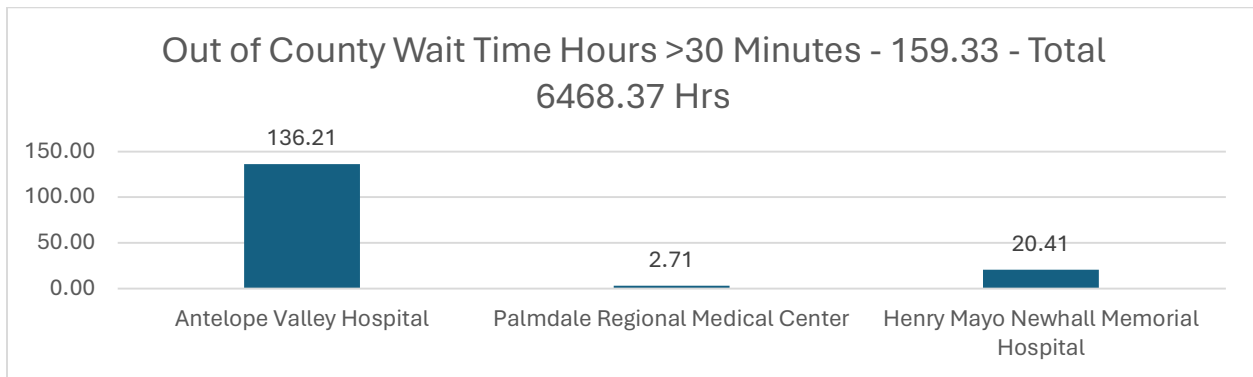
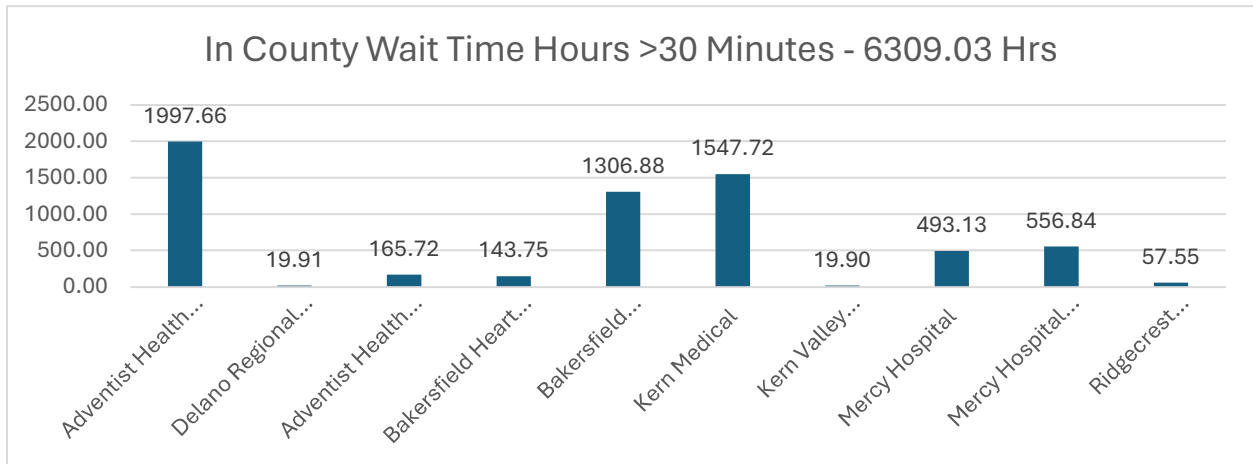
Quarter 1, 2023 Ambulance Patient Offload Times



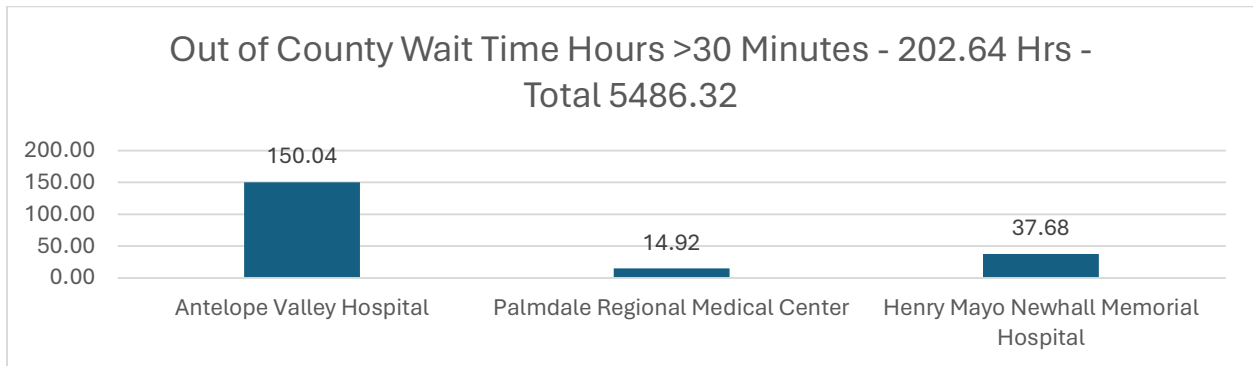
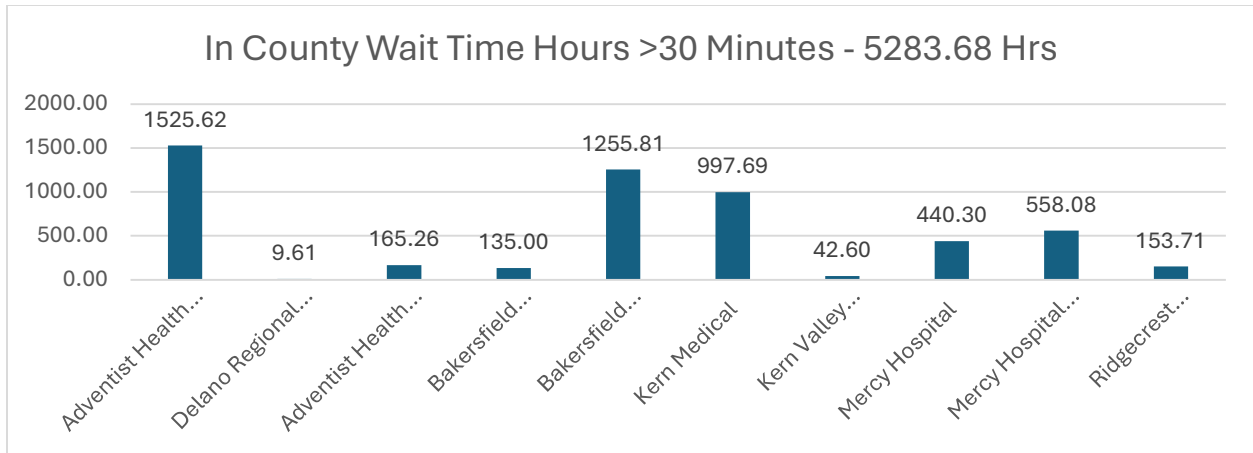
Quarter 2, 2023 Ambulance Patient Offload Times



Quarter 3, 2023 Ambulance Patient Offload Times



Quarter 4, 2023 Ambulance Patient Offload Times



Total Hours = 24,694.41 for 2023

8. Annual Ambulance Response Time Compliance



Kern County - Hall Ambulance Response Compliance and Penalty

Period: Jan 01 2023 to Jan 31 2023

Report Status: FINAL

Zone	Priority	Compliance Reporting 2023/01/01 - 2023/01/31											BLS on ALS		Compliance Period Reporting for repetitive non-Compliance		
		On Time	Late	Total Incidents	Do Not Count	Adjusted Total Incidents	Adjusted Late	Exemptions Requested	Exemptions Approved	Time Corrections Approved	Compliance Calculated Incidents	Compliance Calculated Late	Response Time Compliance	Response Time Penalty	BLS on ALS	Total Fine Assessment	Consecutive Periods Out of Compliance Including Current Period
EOA 1 Metro	1	39	7	46	2	44	7	1	1	1	43	5	88.37%	\$5,000	0	\$5,000	4
	2	54	8	62	0	62	8	3	3	1	59	4	93.22%	\$0	0	\$0	0
	3	45	5	50	0	50	5	2	2	0	48	3	93.75%		0	\$0	
	4	0	0	0	0	0	0	0	0	0	0	0	--		0	\$0	
	5	0	0	0	0	0	0	0	0	0	0	0	--		0	\$0	
	6	0	0	0	0	0	0	0	0	0	0	0	--		0	\$0	
	7	0	0	0	0	0	0	0	0	0	0	0	--		0	\$0	
	8	0	0	0	0	0	0	0	0	0	0	0	--		0	\$0	
EOA 1 Rural	1	2	0	2	0	2	0	0	0	0	2	0	100.00%	\$0	0	\$0	0
	2	9	0	9	0	9	0	0	0	0	9	0	100.00%	\$0	0	\$0	0
	3	0	0	0	0	0	0	0	0	0	0	0	--		0	\$0	
	4	0	0	0	0	0	0	0	0	0	0	0	--		0	\$0	
	5	0	0	0	0	0	0	0	0	0	0	0	--		0	\$0	
	6	0	0	0	0	0	0	0	0	0	0	0	--		0	\$0	
	7	0	0	0	0	0	0	0	0	0	0	0	--		0	\$0	
	8	0	0	0	0	0	0	0	0	0	0	0	--		0	\$0	
EOA 1 Suburban	1	9	2	11	1	10	1	1	1	0	9	0	100.00%	\$0	0	\$0	0
	2	10	2	12	0	12	2	1	1	0	11	1	90.91%	\$0	0	\$0	0
	3	3	0	3	0	3	0	0	0	0	3	0	100.00%		0	\$0	
	4	0	0	0	0	0	0	0	0	0	0	0	--		0	\$0	
	5	0	0	0	0	0	0	0	0	0	0	0	--		0	\$0	
	6	0	0	0	0	0	0	0	0	0	0	0	--		0	\$0	
	7	0	0	0	0	0	0	0	0	0	0	0	--		0	\$0	
	8	0	0	0	0	0	0	0	0	0	0	0	--		0	\$0	
EOA 1 Urban	1	3	1	4	0	4	1	0	0	0	4	1	75.00%	\$1,000	0	\$1,000	1
	2	15	2	17	0	17	2	1	1	0	16	1	93.75%	\$0	0	\$0	0
	3	4	0	4	0	4	0	0	0	0	4	0	100.00%		0	\$0	
	4	0	0	0	0	0	0	0	0	0	0	0	--		0	\$0	
	5	0	0	0	0	0	0	0	0	0	0	0	--		0	\$0	
	6	0	0	0	0	0	0	0	0	0	0	0	--		0	\$0	
	7	0	0	0	0	0	0	0	0	0	0	0	--		0	\$0	
	8	0	0	0	0	0	0	0	0	0	0	0	--		0	\$0	
EOA 1 Wilderness	1	0	0	0	0	0	0	0	0	0	0	0	--	\$0	0	\$0	0
	2	0	0	0	0	0	0	0	0	0	0	0	--	\$0	0	\$0	0
	3	0	0	0	0	0	0	0	0	0	0	0	--		0	\$0	
	4	0	0	0	0	0	0	0	0	0	0	0	--		0	\$0	
	5	0	0	0	0	0	0	0	0	0	0	0	--		0	\$0	
	6	0	0	0	0	0	0	0	0	0	0	0	--		0	\$0	
	7	0	0	0	0	0	0	0	0	0	0	0	--		0	\$0	
	8	0	0	0	0	0	0	0	0	0	0	0	--		0	\$0	
EOA 2 Metro	1	34	7	41	1	40	7	3	3	1	37	3	91.89%	\$0	0	\$0	0
	2	51	4	55	0	55	4	1	1	0	54	3	94.44%	\$0	0	\$0	0
	3	34	1	35	1	34	1	0	0	0	34	1	97.06%		0	\$0	
	4	0	0	0	0	0	0	0	0	0	0	0	--		0	\$0	
	5	0	0	0	0	0	0	0	0	0	0	0	--		0	\$0	
	6	0	0	0	0	0	0	0	0	0	0	0	--		0	\$0	
	7	0	0	0	0	0	0	0	0	0	0	0	--		0	\$0	
	8	0	0	0	0	0	0	0	0	0	0	0	--		0	\$0	
EOA 2 Rural	1	1	0	1	0	1	0	0	0	0	1	0	100.00%	\$0	0	\$0	0
	2	1	0	1	0	1	0	0	0	0	1	0	100.00%	\$0	0	\$0	0
	3	0	0	0	0	0	0	0	0	0	0	0	--		0	\$0	
	4	0	0	0	0	0	0	0	0	0	0	0	--		0	\$0	
	5	0	0	0	0	0	0	0	0	0	0	0	--		0	\$0	
	6	0	0	0	0	0	0	0	0	0	0	0	--		0	\$0	
	7	0	0	0	0	0	0	0	0	0	0	0	--		0	\$0	
	8	0	0	0	0	0	0	0	0	0	0	0	--		0	\$0	
EOA 2 Suburban	1	9	0	9	0	9	0	0	0	0	9	0	100.00%	\$0	0	\$0	0
	2	7	1	8	0	8	1	0	0	0	8	1	87.50%	\$1,000	0	\$1,000	2
	3	5	0	5	0	5	0	0	0	0	5	0	100.00%		1	\$0	
	4	0	0	0	0	0	0	0	0	0	0	0	--		0	\$0	
	5	0	0	0	0	0	0	0	0	0	0	0	--		0	\$0	
	6	0	0	0	0	0	0	0	0	0	0	0	--		0	\$0	
	7	0	0	0	0	0	0	0	0	0	0	0	--		0	\$0	
	8	7	0	7	0	7	0	0	0	0	7	0	100.00%		0	\$0	
EOA 2 Urban	1	11	3	14	0	14	3	0	0	1	14	2	85.71%	\$5,000	0	\$5,000	4
	2	15	5	20	0	20	5	1	1	0	19	4	78.95%	\$5,000	0	\$5,000	4
	3	7	0	7	1	6	0	0	0	0	6	0	100.00%		0	\$0	
	4	0	0	0	0	0	0	0	0	0	0	0	--		0	\$0	
	5	0	0	0	0	0	0	0	0	0	0	0	--		0	\$0	
	6	0	0	0	0	0	0	0	0	0	0	0	--		0	\$0	



Kern County - Hall Ambulance Response Compliance and Penalty

Period: Jan 01 2023 to Jan 31 2023

Report Status: FINAL

	7	0	0	0	0	0	0	0	0	0	0	0	--		0	\$0	
	8	0	0	0	0	0	0	0	0	0	0	0	--		0	\$0	
EOA 3 Metro	1	50	7	57	3	54	7	2	2	0	52	5	90.38%	\$0	2	\$0	0
	2	95	5	100	0	100	5	0	0	0	100	6	94.00%	\$0	5	\$0	0
	3	47	0	47	0	47	0	0	0	0	47	0	100.00%		0	\$0	
	4	5	0	5	0	5	0	0	0	0	5	0	100.00%		0	\$0	
	5	1	0	1	0	1	0	0	0	0	1	0	100.00%		0	\$0	
	6	13	5	18	0	18	5	0	0	0	18	5	72.22%		0	\$0	
	7	25	2	27	0	27	2	0	0	0	27	2	92.59%		0	\$0	
	8	0	0	0	0	0	0	0	0	0	0	0	--		0	\$0	
EOA 3 Rural	1	1	0	1	0	1	0	0	0	0	1	0	100.00%	\$0	0	\$0	0
	2	0	0	0	0	0	0	0	0	0	0	0	--	\$0	0	\$0	0
	3	0	0	0	0	0	0	0	0	0	0	0	--		0	\$0	
	4	0	0	0	0	0	0	0	0	0	0	0	--		0	\$0	
	5	0	0	0	0	0	0	0	0	0	0	0	--		0	\$0	
	6	0	0	0	0	0	0	0	0	0	0	0	--		0	\$0	
	7	0	0	0	0	0	0	0	0	0	0	0	--		0	\$0	
	8	0	0	0	0	0	0	0	0	0	0	0	--		0	\$0	
EOA 3 Suburban	1	0	0	0	0	0	0	0	0	0	0	0	--	\$0	0	\$0	0
	2	0	0	0	0	0	0	0	0	0	0	0	--	\$0	0	\$0	0
	3	1	0	1	0	1	0	0	0	0	1	0	100.00%		0	\$0	
	4	0	0	0	0	0	0	0	0	0	0	0	--		0	\$0	
	5	0	0	0	0	0	0	0	0	0	0	0	--		0	\$0	
	6	0	0	0	0	0	0	0	0	0	0	0	--		0	\$0	
	7	0	0	0	0	0	0	0	0	0	0	0	--		0	\$0	
	8	3	0	3	0	3	0	0	0	0	3	0	100.00%		0	\$0	
EOA 3 Urban	1	23	0	23	0	23	0	0	0	0	23	0	100.00%	\$0	1	\$0	0
	2	64	1	65	1	64	1	0	0	1	64	0	100.00%	\$0	5	\$0	0
	3	30	0	30	1	29	0	0	0	0	29	0	100.00%		1	\$0	
	4	0	0	0	0	0	0	0	0	0	0	0	--		0	\$0	
	5	0	0	0	0	0	0	0	0	0	0	0	--		0	\$0	
	6	0	2	2	0	2	2	0	0	0	2	2	0.00%		0	\$0	
	7	0	0	0	0	0	0	0	0	0	0	0	--		0	\$0	
	8	0	0	0	0	0	0	0	0	0	0	0	--		0	\$0	
EOA 3 Wilderness	1	0	0	0	0	0	0	0	0	0	0	0	--	\$0	0	\$0	0
	2	0	0	0	0	0	0	0	0	0	0	0	--	\$0	0	\$0	0
	3	0	0	0	0	0	0	0	0	0	0	0	--		0	\$0	
	4	0	0	0	0	0	0	0	0	0	0	0	--		0	\$0	
	5	0	0	0	0	0	0	0	0	0	0	0	--		0	\$0	
	6	0	0	0	0	0	0	0	0	0	0	0	--		0	\$0	
	7	0	0	0	0	0	0	0	0	0	0	0	--		0	\$0	
	8	0	0	0	0	0	0	0	0	0	0	0	--		0	\$0	
EOA 4 Metro	1	1570	408	1978	35	1943	398	110	110	2	1833	291	84.12%	\$5,000	280	\$5,000	4
	2	2356	450	2806	13	2793	447	192	192	3	2601	253	90.27%	\$0	372	\$0	0
	3	1654	154	1808	37	1771	153	67	67	2	1704	86	94.95%		54	\$0	
	4	25	2	27	1	26	2	0	0	0	26	2	92.31%		0	\$0	
	5	7	0	7	0	7	0	0	0	0	7	0	100.00%		0	\$0	
	6	107	64	171	2	169	62	0	0	0	169	62	63.31%		0	\$0	
	7	191	68	259	0	259	68	0	0	0	259	68	73.75%		0	\$0	
	8	13	0	13	0	13	0	0	0	0	13	0	100.00%		0	\$0	
EOA 4 Rural	1	1	0	1	0	1	0	0	0	0	1	0	100.00%	\$0	0	\$0	0
	2	2	0	2	0	2	0	0	0	0	2	0	100.00%	\$0	0	\$0	0
	3	0	1	1	0	1	1	0	0	0	1	1	0.00%		0	\$0	
	4	0	0	0	0	0	0	0	0	0	0	0	--		0	\$0	
	5	0	0	0	0	0	0	0	0	0	0	0	--		0	\$0	
	6	0	0	0	0	0	0	0	0	0	0	0	--		0	\$0	
	7	0	0	0	0	0	0	0	0	0	0	0	--		0	\$0	
	8	0	0	0	0	0	0	0	0	0	0	0	--		0	\$0	
EOA 4 Suburban	1	7	0	7	0	7	0	0	0	0	7	0	100.00%	\$0	0	\$0	0
	2	24	1	25	0	25	1	0	0	0	25	1	96.00%	\$0	0	\$0	0
	3	3	0	3	0	3	0	0	0	0	3	0	100.00%		0	\$0	
	4	0	0	0	0	0	0	0	0	0	0	0	--		0	\$0	
	5	0	0	0	0	0	0	0	0	0	0	0	--		0	\$0	
	6	0	0	0	0	0	0	0	0	0	0	0	--		0	\$0	
	7	0	0	0	0	0	0	0	0	0	0	0	--		0	\$0	
	8	0	0	0	0	0	0	0	0	0	0	0	--		0	\$0	
EOA 4 Urban	1	40	4	44	0	44	4	2	2	0	42	3	92.86%	\$0	9	\$0	0
	2	38	12	50	0	50	12	7	7	1	43	4	90.70%	\$0	6	\$0	0
	3	26	3	29	0	29	3	0	0	1	29	2	93.10%		2	\$0	
	4	0	0	0	0	0	0	0	0	0	0	0	--		0	\$0	
	5	0	0	0	0	0	0	0	0	0	0	0	--		0	\$0	
	6	0	0	0	0	0	0	0	0	0	0	0	--		0	\$0	
	7	0	0	0	0	0	0	0	0	0	0	0	--		0	\$0	
	8	0	1	1	0	1	1	0	0	0	1	1	0.00%		0	\$0	
	1	0	0	0	0	0	0	0	0	0	0	0	--	\$0	0	\$0	0



Kern County - Hall Ambulance Response Compliance and Penalty

Period: Jan 01 2023 to Jan 31 2023

Report Status: FINAL

EOA	1	2	3	4	5	6	7	8	9	10	11	12	13	14	15	16	17
EOA 4 Wilderness	2	0	0	0	0	0	0	0	0	0	0	0	0	0	0	0	0
	3	0	0	0	0	0	0	0	0	0	0	0	0	0	0	0	0
	4	0	0	0	0	0	0	0	0	0	0	0	0	0	0	0	0
	5	0	0	0	0	0	0	0	0	0	0	0	0	0	0	0	0
	6	0	0	0	0	0	0	0	0	0	0	0	0	0	0	0	0
	7	0	0	0	0	0	0	0	0	0	0	0	0	0	0	0	0
	8	0	0	0	0	0	0	0	0	0	0	0	0	0	0	0	0
	9	0	0	0	0	0	0	0	0	0	0	0	0	0	0	0	0
EOA 8 Metro	1	80	37	117	1	116	36	6	6	4	110	26	76.38%	\$5,000	1	\$5,000	4
	2	161	33	194	1	193	33	5	5	2	188	26	86.17%	\$5,000	2	\$5,000	4
	3	79	5	84	1	83	5	1	1	0	82	5	93.90%		0	\$0	
	4	5	0	5	0	5	0	0	0	0	5	0	100.00%		0	\$0	
	5	0	2	2	0	2	2	0	0	0	2	2	0.00%		0	\$0	
	6	11	17	28	0	28	17	0	0	0	28	17	39.29%		0	\$0	
	7	71	16	87	4	83	12	0	0	0	83	12	85.54%		0	\$0	
	8	0	0	0	0	0	0	0	0	0	0	0	--		0	\$0	
EOA 8 Rural	1	6	0	6	0	6	0	0	0	6	0	100.00%	\$0	0	\$0	0	
	2	3	0	3	0	3	0	0	0	3	0	100.00%	\$0	0	\$0	0	
	3	5	1	6	0	6	1	1	1	0	5	0	100.00%		0	\$0	
	4	0	0	0	0	0	0	0	0	0	0	0	--		0	\$0	
	5	0	0	0	0	0	0	0	0	0	0	0	--		0	\$0	
	6	0	0	0	0	0	0	0	0	0	0	0	--		0	\$0	
	7	0	0	0	0	0	0	0	0	0	0	0	--		0	\$0	
	8	0	0	0	0	0	0	0	0	0	0	0	--		0	\$0	
EOA 8 Suburban	1	46	10	56	3	53	10	2	2	1	51	7	86.27%	\$5,000	3	\$5,000	4
	2	54	10	64	2	62	10	4	4	0	58	6	89.66%	\$1,000	0	\$1,000	1
	3	16	6	22	0	22	6	1	1	1	21	4	80.95%		0	\$0	
	4	0	0	0	0	0	0	0	0	0	0	0	--		0	\$0	
	5	0	0	0	0	0	0	0	0	0	0	0	--		0	\$0	
	6	0	0	0	0	0	0	0	0	0	0	0	--		0	\$0	
	7	0	0	0	0	0	0	0	0	0	0	0	--		0	\$0	
	8	0	0	0	0	0	0	0	0	0	0	0	--		0	\$0	
EOA 8 Urban	1	34	6	40	1	39	6	0	0	0	39	6	84.62%	\$1,000	0	\$1,000	1
	2	31	4	35	0	35	4	0	0	0	35	5	85.71%	\$5,000	0	\$5,000	4
	3	15	3	18	0	18	3	2	2	0	16	1	93.75%		0	\$0	
	4	0	0	0	0	0	0	0	0	0	0	0	--		0	\$0	
	5	0	0	0	0	0	0	0	0	0	0	0	--		0	\$0	
	6	0	0	0	0	0	0	0	0	0	0	0	--		0	\$0	
	7	0	0	0	0	0	0	0	0	0	0	0	--		0	\$0	
	8	0	0	0	0	0	0	0	0	0	0	0	--		0	\$0	
EOA 8 Wilderness	1	0	0	0	0	0	0	0	0	0	0	0	--	\$0	0	\$0	0
	2	3	0	3	0	3	0	0	0	0	3	0	100.00%	\$0	0	\$0	0
	3	1	0	1	0	1	0	0	0	0	1	0	100.00%		0	\$0	
	4	0	0	0	0	0	0	0	0	0	0	0	--		0	\$0	
	5	0	0	0	0	0	0	0	0	0	0	0	--		0	\$0	
	6	0	0	0	0	0	0	0	0	0	0	0	--		0	\$0	
	7	0	0	0	0	0	0	0	0	0	0	0	--		0	\$0	
	8	0	0	0	0	0	0	0	0	0	0	0	--		0	\$0	
EOA 9 Metro	1	52	7	59	1	58	7	5	5	0	53	2	96.23%	\$0	1	\$0	0
	2	79	14	93	1	92	13	5	5	2	87	6	93.10%	\$0	0	\$0	0
	3	27	3	30	1	29	3	1	1	0	28	2	92.86%		0	\$0	
	4	0	0	0	0	0	0	0	0	0	0	0	--		0	\$0	
	5	0	0	0	0	0	0	0	0	0	0	0	--		0	\$0	
	6	0	0	0	0	0	0	0	0	0	0	0	--		0	\$0	
	7	0	0	0	0	0	0	0	0	0	0	0	--		0	\$0	
	8	0	0	0	0	0	0	0	0	0	0	0	--		0	\$0	
EOA 9 Rural	1	0	0	0	0	0	0	0	0	0	0	0	--	\$0	0	\$0	0
	2	1	0	1	0	1	0	0	0	0	1	0	100.00%	\$0	0	\$0	0
	3	0	0	0	0	0	0	0	0	0	0	0	--		0	\$0	
	4	0	0	0	0	0	0	0	0	0	0	0	--		0	\$0	
	5	0	0	0	0	0	0	0	0	0	0	0	--		0	\$0	
	6	0	0	0	0	0	0	0	0	0	0	0	--		0	\$0	
	7	0	0	0	0	0	0	0	0	0	0	0	--		0	\$0	
	8	0	0	0	0	0	0	0	0	0	0	0	--		0	\$0	
EOA 9 Suburban	1	6	1	7	0	7	1	1	1	0	6	0	100.00%	\$0	0	\$0	0
	2	6	0	6	0	6	0	0	0	0	6	0	100.00%	\$0	0	\$0	0
	3	1	0	1	0	1	0	0	0	0	1	0	100.00%		0	\$0	
	4	0	0	0	0	0	0	0	0	0	0	0	--		0	\$0	
	5	0	0	0	0	0	0	0	0	0	0	0	--		0	\$0	
	6	0	0	0	0	0	0	0	0	0	0	0	--		0	\$0	
	7	0	0	0	0	0	0	0	0	0	0	0	--		0	\$0	
	8	0	0	0	0	0	0	0	0	0	0	0	--		0	\$0	
EOA 9 Urban	1	14	1	15	0	15	1	1	1	0	14	0	100.00%	\$0	0	\$0	0
	2	10	1	11	0	11	1	0	0	0	11	1	90.91%	\$0	0	\$0	0
	3	8	0	8	0	8	0	0	0	0	8	0	100.00%		0	\$0	
	4	0	0	0	0	0	0	0	0	0	0	0	--		0	\$0	



Kern County - Hall Ambulance Response Compliance and Penalty

Period: Jan 01 2023 to Jan 31 2023

Report Status: FINAL

EOA	1	2	3	4	5	6	7	8	9	10	11	12	13	14	15	16	17	18	19	20
EOA 9 Wilderness	5	0	0	0	0	0	0	0	0	0	0	0	0	0	0	0	0	0	0	0
	6	0	0	0	0	0	0	0	0	0	0	0	0	0	0	0	0	0	0	0
	7	0	0	0	0	0	0	0	0	0	0	0	0	0	0	0	0	0	0	0
	8	0	0	0	0	0	0	0	0	0	0	0	0	0	0	0	0	0	0	0
	1	0	0	0	0	0	0	0	0	0	0	0	0	0	0	0	0	0	0	0
	2	0	0	0	0	0	0	0	0	0	0	0	0	0	0	0	0	0	0	0
	3	0	0	0	0	0	0	0	0	0	0	0	0	0	0	0	0	0	0	0
	4	0	0	0	0	0	0	0	0	0	0	0	0	0	0	0	0	0	0	0
EOA 11 Metro	1	123	21	144	1	143	20	4	4	2	139	14	89.93%	\$1,000	1	\$1,000	1			
	2	147	9	156	0	156	9	1	1	0	155	8	94.84%	\$0	2	\$0	0			
	3	128	4	132	0	132	4	0	0	1	132	3	97.73%		0	\$0				
	4	0	0	0	0	0	0	0	0	0	0	0	--		0	\$0				
	5	0	0	0	0	0	0	0	0	0	0	0	--		0	\$0				
	6	0	0	0	0	0	0	0	0	0	0	0	--		0	\$0				
	7	0	0	0	0	0	0	0	0	0	0	0	--		0	\$0				
	8	0	0	0	0	0	0	0	0	0	0	0	--		0	\$0				
EOA 11 Rural	1	8	0	8	1	7	0	0	0	0	7	0	100.00%	\$0	0	\$0	0			
	2	6	0	6	0	6	0	0	0	0	6	0	100.00%	\$0	0	\$0	0			
	3	2	0	2	0	2	0	0	0	0	2	0	100.00%		0	\$0				
	4	0	0	0	0	0	0	0	0	0	0	0	--		0	\$0				
	5	0	0	0	0	0	0	0	0	0	0	0	--		0	\$0				
	6	0	0	0	0	0	0	0	0	0	0	0	--		0	\$0				
	7	0	0	0	0	0	0	0	0	0	0	0	--		0	\$0				
	8	0	0	0	0	0	0	0	0	0	0	0	--		0	\$0				
EOA 11 Suburban	1	19	0	19	0	19	0	0	0	0	19	0	100.00%	\$0	0	\$0	0			
	2	19	0	19	0	19	0	0	0	0	19	0	100.00%	\$0	0	\$0	0			
	3	6	0	6	0	6	0	0	0	0	6	0	100.00%		0	\$0				
	4	0	0	0	0	0	0	0	0	0	0	0	--		0	\$0				
	5	0	0	0	0	0	0	0	0	0	0	0	--		0	\$0				
	6	0	0	0	0	0	0	0	0	0	0	0	--		0	\$0				
	7	0	0	0	0	0	0	0	0	0	0	0	--		0	\$0				
	8	0	0	0	0	0	0	0	0	0	0	0	--		0	\$0				
EOA 11 Urban	1	9	0	9	0	9	0	0	0	0	9	0	100.00%	\$0	0	\$0	0			
	2	12	1	13	0	13	1	0	0	0	13	1	92.31%	\$0	0	\$0	0			
	3	8	0	8	0	8	0	0	0	0	8	0	100.00%		0	\$0				
	4	0	0	0	0	0	0	0	0	0	0	0	--		0	\$0				
	5	0	0	0	0	0	0	0	0	0	0	0	--		0	\$0				
	6	0	0	0	0	0	0	0	0	0	0	0	--		0	\$0				
	7	0	0	0	0	0	0	0	0	0	0	0	--		0	\$0				
	8	0	0	0	0	0	0	0	0	0	0	0	--		0	\$0				
EOA 11 Wilderness	1	0	0	0	0	0	0	0	0	0	0	0	--	\$0	0	\$0	0			
	2	0	0	0	0	0	0	0	0	0	0	0	--	\$0	0	\$0	0			
	3	1	0	1	0	1	0	0	0	0	1	0	100.00%		0	\$0				
	4	0	0	0	0	0	0	0	0	0	0	0	--		0	\$0				
	5	0	0	0	0	0	0	0	0	0	0	0	--		0	\$0				
	6	0	0	0	0	0	0	0	0	0	0	0	--		0	\$0				
	7	0	0	0	0	0	0	0	0	0	0	0	--		0	\$0				
	8	0	0	0	0	0	0	0	0	0	0	0	--		0	\$0				
EOA 1	1										232		0.43%		1	\$0	0		3	
	2										288		0.69%		2	\$0	0		4	
	3										204		0.00%		0	\$0	0		0	
EOA 2	1										61		0.00%		0	\$0	0		2	
	2										82		0.00%		0	\$0	0		2	
	3										45		2.22%		1	\$0	0		0	
EOA 3	1										76		3.95%		3	\$0	0			
	2										164		6.10%		10	\$0	0			
	3										77		1.30%		1	\$0	0			
EOA 4	1										1883		15.35%		289	\$0	2		13	
	2										2671		14.15%		378	\$0	2		13	
	3										1737		3.22%		56	\$0	0		2	
EOA 8	1										206		1.94%		4	\$0	0		7	
	2										287		0.70%		2	\$0	0		6	
	3										125		0.00%		0	\$0	0		0	
EOA 9	1										73		1.37%		1	\$0	0		1	
	2										105		0.00%		0	\$0	0		1	
	3										37		0.00%		0	\$0	0		0	
EOA 11	1										0		--		0	\$0	0		0	
	2										0		--		0	\$0	0		0	
	3										0		--		0	\$0	0		0	
Total	1	2	0	2	2	0	0	0	0	0	0	0	--	\$0	0	\$0	0			
	2	0	0	0	0	0	0	0	0	0	0	0	--	\$0	0	\$0	0			



Kern County - Hall Ambulance Response Compliance and Penalty

Period: Jan 01 2023 to Jan 31 2023

Report Status: FINAL

OUT OF SERVICE AREA	3	0	0	0	0	0	0	0	0	0	0	0	0	--		0	\$0		
	4	0	0	0	0	0	0	0	0	0	0	0	0	--		0	\$0		
	5	0	0	0	0	0	0	0	0	0	0	0	0	--		0	\$0		
	6	0	0	0	0	0	0	0	0	0	0	0	0	--		0	\$0		
	7	0	0	0	0	0	0	0	0	0	0	0	0	--		0	\$0		
	8	0	0	0	0	0	0	0	0	0	0	0	0	--		0	\$0		
	1	0	0	0	0	0	0	0	0	0	0	0	0	--	\$0	0	\$0	0	
	2	0	0	0	0	0	0	0	0	0	0	0	0	--	\$0	0	\$0	0	
MUTUAL AID GIVEN	3	2	0	2	2	0	0	0	0	0	0	0	--		0	\$0			
	4	0	0	0	0	0	0	0	0	0	0	0	--		0	\$0			
	5	0	0	0	0	0	0	0	0	0	0	0	--		0	\$0			
	6	0	0	0	0	0	0	0	0	0	0	0	--		0	\$0			
	7	0	0	0	0	0	0	0	0	0	0	0	--		0	\$0			
	8	0	0	0	0	0	0	0	0	0	0	0	--		0	\$0			
																8		\$45,000	
																5			2672
																		335	
																		\$47,672	



		Compliance Reporting 2023/02/01 - 2023/02/28													BLS on ALS		Compliance Period Reporting for Repetitive Non-Compliance	
Zone	Priority	On Time	Late	Total Incidents	Do Not Count	Adjusted Total Incidents	Adjusted Late	Exemptions Requested	Exemptions Approved	Time Corrections Approved	Compliance Calculated Incidents	Compliance Calculated Late	Response Time Compliance	Response Time Penalty	BLS on ALS	Total Fine Assessment	Consecutive Periods Out of Compliance Including Current Period	Out of Compliance Count for 12 Periods Including Current Period
EOA 1 Metro	1	41	5	46	0	46	5	1	1	1	45	3	93.33%	\$0	0	\$0	0	
	2	57	5	62	1	61	5	3	3	0	58	2	96.55%	\$0	0	\$0	0	
	3	40	0	40	0	40	0	0	0	0	40	0	100.00%		0	\$0		
	4	0	0	0	0	0	0	0	0	0	0	0	--		0	\$0		
	5	0	0	0	0	0	0	0	0	0	0	0	--		0	\$0		
	6	0	0	0	0	0	0	0	0	0	0	0	--		0	\$0		
	7	0	0	0	0	0	0	0	0	0	0	0	--		0	\$0		
	8	0	0	0	0	0	0	0	0	0	0	0	--		0	\$0		
EOA 1 Rural	1	1	0	1	0	1	0	0	0	0	1	0	100.00%	\$0	0	\$0	0	
	2	3	0	3	0	3	0	0	0	0	3	0	100.00%	\$0	0	\$0	0	
	3	0	0	0	0	0	0	0	0	0	0	0	--		0	\$0		
	4	0	0	0	0	0	0	0	0	0	0	0	--		0	\$0		
	5	0	0	0	0	0	0	0	0	0	0	0	--		0	\$0		
	6	0	0	0	0	0	0	0	0	0	0	0	--		0	\$0		
	7	0	0	0	0	0	0	0	0	0	0	0	--		0	\$0		
	8	0	0	0	0	0	0	0	0	0	0	0	--		0	\$0		
EOA 1 Suburban	1	5	0	5	0	5	0	0	0	0	5	0	100.00%	\$0	0	\$0	0	
	2	8	1	9	1	8	1	0	0	0	8	1	87.50%	\$1,000	0	\$1,000	1	
	3	9	0	9	0	9	0	0	0	0	9	0	100.00%		0	\$0		
	4	0	0	0	0	0	0	0	0	0	0	0	--		0	\$0		
	5	0	0	0	0	0	0	0	0	0	0	0	--		0	\$0		
	6	0	0	0	0	0	0	0	0	0	0	0	--		0	\$0		
	7	0	0	0	0	0	0	0	0	0	0	0	--		0	\$0		
	8	0	0	0	0	0	0	0	0	0	0	0	--		0	\$0		
EOA 1 Urban	1	2	0	2	0	2	0	0	0	0	2	0	100.00%	\$0	0	\$0	0	
	2	17	1	18	0	18	1	0	0	0	18	1	94.44%	\$0	0	\$0	0	
	3	4	1	5	0	5	1	0	0	0	5	1	80.00%		0	\$0		
	4	0	0	0	0	0	0	0	0	0	0	0	--		0	\$0		
	5	0	0	0	0	0	0	0	0	0	0	0	--		0	\$0		
	6	0	0	0	0	0	0	0	0	0	0	0	--		0	\$0		
	7	0	0	0	0	0	0	0	0	0	0	0	--		0	\$0		
	8	0	0	0	0	0	0	0	0	0	0	0	--		0	\$0		
EOA 1 Wilderness	1	0	0	0	0	0	0	0	0	0	0	0	--	\$0	0	\$0	0	
	2	0	0	0	0	0	0	0	0	0	0	0	--	\$0	0	\$0	0	
	3	0	0	0	0	0	0	0	0	0	0	0	--		0	\$0		
	4	0	0	0	0	0	0	0	0	0	0	0	--		0	\$0		
	5	0	0	0	0	0	0	0	0	0	0	0	--		0	\$0		
	6	0	0	0	0	0	0	0	0	0	0	0	--		0	\$0		
	7	0	0	0	0	0	0	0	0	0	0	0	--		0	\$0		
	8	0	0	0	0	0	0	0	0	0	0	0	--		0	\$0		
EOA 2 Metro	1	32	8	40	0	40	8	5	5	0	35	3	91.43%	\$0	0	\$0	0	
	2	55	6	61	0	61	6	3	3	0	58	3	94.83%	\$0	0	\$0	0	
	3	40	2	42	0	42	2	1	1	0	41	1	97.56%		0	\$0		
	4	0	0	0	0	0	0	0	0	0	0	0	--		0	\$0		
	5	0	0	0	0	0	0	0	0	0	0	0	--		0	\$0		
	6	0	0	0	0	0	0	0	0	0	0	0	--		0	\$0		
	7	0	0	0	0	0	0	0	0	0	0	0	--		0	\$0		
	8	0	0	0	0	0	0	0	0	0	0	0	--		0	\$0		
EOA 2 Rural	1	0	0	0	0	0	0	0	0	0	0	0	--	\$0	0	\$0	0	
	2	2	0	2	0	2	0	0	0	0	2	0	100.00%	\$0	0	\$0	0	
	3	0	0	0	0	0	0	0	0	0	0	0	--		0	\$0		
	4	0	0	0	0	0	0	0	0	0	0	0	--		0	\$0		
	5	0	0	0	0	0	0	0	0	0	0	0	--		0	\$0		
	6	0	0	0	0	0	0	0	0	0	0	0	--		0	\$0		
	7	0	0	0	0	0	0	0	0	0	0	0	--		0	\$0		
	8	0	0	0	0	0	0	0	0	0	0	0	--		0	\$0		
EOA 2 Suburban	1	5	0	5	0	5	0	0	0	0	5	0	100.00%	\$0	0	\$0	0	
	2	10	1	11	0	11	1	0	0	0	11	1	90.91%	\$0	0	\$0	0	
	3	4	0	4	0	4	0	0	0	0	4	0	100.00%		0	\$0		
	4	0	0	0	0	0	0	0	0	0	0	0	--		0	\$0		
	5	0	0	0	0	0	0	0	0	0	0	0	--		0	\$0		
	6	0	0	0	0	0	0	0	0	0	0	0	--		0	\$0		
	7	0	0	0	0	0	0	0	0	0	0	0	--		0	\$0		
	8	0	0	0	0	0	0	0	0	0	0	0	--		0	\$0		
EOA 2 Urban	1	15	3	18	0	18	3	0	0	1	18	2	88.89%		0	\$0		
	2	12	2	14	0	14	2	0	0	1	14	1	92.86%	\$0	0	\$0	0	
	3	17	1	18	2	16	1	0	0	0	16	1	93.75%	\$0	0	\$0	0	
	4	4	0	4	0	4	0	0	0	0	4	0	100.00%		0	\$0		
	5	0	0	0	0	0	0	0	0	0	0	0	--		0	\$0		
	6	0	0	0	0	0	0	0	0	0	0	0	--		0	\$0		



Kern County - Hall Ambulance Response Compliance and Penalty

Period: Feb 01 2023 to Feb 28 2023

Report Status: FINAL

	7	0	0	0	0	0	0	0	0	0	0	0	--		0	\$0	
	8	0	0	0	0	0	0	0	0	0	0	0	--		0	\$0	
EOA 3 Metro	1	54	6	60	2	58	6	1	1	0	57	5	91.23%	\$0	3	\$0	0
	2	78	5	83	0	83	5	2	2	1	81	2	97.53%	\$0	7	\$0	0
	3	52	0	52	0	52	0	0	0	0	52	0	100.00%		2	\$0	
	4	5	1	6	0	6	1	0	0	0	6	1	83.33%		0	\$0	
	5	1	0	1	0	1	0	0	0	0	1	0	100.00%		0	\$0	
	6	6	4	10	0	10	4	0	0	0	10	4	60.00%		0	\$0	
	7	27	10	37	0	37	10	0	0	0	37	10	72.97%		0	\$0	
	8	0	0	0	0	0	0	0	0	0	0	0	--		0	\$0	
EOA 3 Rural	1	0	0	0	0	0	0	0	0	0	0	0	--	\$0	0	\$0	0
	2	0	0	0	0	0	0	0	0	0	0	0	--	\$0	0	\$0	0
	3	0	0	0	0	0	0	0	0	0	0	0	--		0	\$0	
	4	0	0	0	0	0	0	0	0	0	0	0	--		0	\$0	
	5	0	0	0	0	0	0	0	0	0	0	0	--		0	\$0	
	6	0	0	0	0	0	0	0	0	0	0	0	--		0	\$0	
	7	0	0	0	0	0	0	0	0	0	0	0	--		0	\$0	
	8	0	0	0	0	0	0	0	0	0	0	0	--		0	\$0	
EOA 3 Suburban	1	2	0	2	0	2	0	0	0	0	2	0	100.00%	\$0	0	\$0	0
	2	4	1	5	0	5	1	0	0	1	5	0	100.00%	\$0	0	\$0	0
	3	1	0	1	0	1	0	0	0	0	1	0	100.00%		0	\$0	
	4	0	0	0	0	0	0	0	0	0	0	0	--		0	\$0	
	5	0	0	0	0	0	0	0	0	0	0	0	--		0	\$0	
	6	0	0	0	0	0	0	0	0	0	0	0	--		0	\$0	
	7	0	0	0	0	0	0	0	0	0	0	0	--		0	\$0	
	8	0	0	0	0	0	0	0	0	0	0	0	--		0	\$0	
EOA 3 Urban	1	17	2	19	0	19	2	2	2	0	17	0	100.00%	\$0	0	\$0	0
	2	54	3	57	0	57	3	1	1	0	56	2	96.43%	\$0	4	\$0	0
	3	26	1	27	1	26	1	0	0	0	26	1	96.15%		2	\$0	
	4	0	0	0	0	0	0	0	0	0	0	0	--		0	\$0	
	5	0	0	0	0	0	0	0	0	0	0	0	--		0	\$0	
	6	1	0	1	0	1	0	0	0	0	1	0	100.00%		0	\$0	
	7	1	0	1	0	1	0	0	0	0	1	1	0.00%		0	\$0	
	8	0	0	0	0	0	0	0	0	0	0	0	--		0	\$0	
EOA 3 Wilderness	1	0	0	0	0	0	0	0	0	0	0	0	--	\$0	0	\$0	0
	2	0	0	0	0	0	0	0	0	0	0	0	--	\$0	0	\$0	0
	3	0	0	0	0	0	0	0	0	0	0	0	--		0	\$0	
	4	0	0	0	0	0	0	0	0	0	0	0	--		0	\$0	
	5	0	0	0	0	0	0	0	0	0	0	0	--		0	\$0	
	6	0	0	0	0	0	0	0	0	0	0	0	--		0	\$0	
	7	0	0	0	0	0	0	0	0	0	0	0	--		0	\$0	
	8	0	0	0	0	0	0	0	0	0	0	0	--		0	\$0	
EOA 4 Metro	1	1373	355	1728	19	1709	353	109	109	1	1600	246	84.63%	\$5,000	200	\$5,000	4
	2	2044	392	2436	23	2413	390	159	159	2	2254	229	89.84%	\$1,000	256	\$1,000	1
	3	1579	177	1756	36	1720	175	78	78	1	1642	96	94.15%		40	\$0	
	4	20	4	24	0	24	4	1	1	0	23	3	86.96%		0	\$0	
	5	3	0	3	0	3	0	0	0	0	3	0	100.00%		0	\$0	
	6	103	46	149	0	149	46	1	1	1	148	44	70.27%		0	\$0	
	7	239	65	304	4	300	61	0	0	1	300	60	80.00%		0	\$0	
	8	13	1	14	0	14	1	0	0	0	14	1	92.86%		0	\$0	
EOA 4 Rural	1	0	0	0	0	0	0	0	0	0	0	0	--	\$0	0	\$0	0
	2	2	0	2	0	2	0	0	0	0	2	0	100.00%	\$0	0	\$0	0
	3	0	0	0	0	0	0	0	0	0	0	0	--		0	\$0	
	4	0	0	0	0	0	0	0	0	0	0	0	--		0	\$0	
	5	0	0	0	0	0	0	0	0	0	0	0	--		0	\$0	
	6	0	0	0	0	0	0	0	0	0	0	0	--		0	\$0	
	7	0	0	0	0	0	0	0	0	0	0	0	--		0	\$0	
	8	0	0	0	0	0	0	0	0	0	0	0	--		0	\$0	
EOA 4 Suburban	1	11	0	11	1	10	0	0	0	0	10	0	100.00%	\$0	1	\$0	0
	2	22	0	22	0	22	0	0	0	0	22	0	100.00%	\$0	0	\$0	0
	3	6	2	8	0	8	2	0	0	0	8	2	75.00%		0	\$0	
	4	0	0	0	0	0	0	0	0	0	0	0	--		0	\$0	
	5	0	0	0	0	0	0	0	0	0	0	0	--		0	\$0	
	6	0	0	0	0	0	0	0	0	0	0	0	--		0	\$0	
	7	0	0	0	0	0	0	0	0	0	0	0	--		0	\$0	
	8	0	0	0	0	0	0	0	0	0	0	0	--		0	\$0	
EOA 4 Urban	1	32	2	34	1	33	2	1	1	0	32	1	96.88%	\$0	3	\$0	0
	2	43	4	47	0	47	4	3	3	1	44	0	100.00%	\$0	3	\$0	0
	3	29	4	33	0	33	4	2	2	1	31	1	96.77%		0	\$0	
	4	0	0	0	0	0	0	0	0	0	0	0	--		0	\$0	
	5	0	0	0	0	0	0	0	0	0	0	0	--		0	\$0	
	6	0	0	0	0	0	0	0	0	0	0	0	--		0	\$0	
	7	0	0	0	0	0	0	0	0	0	0	0	--		0	\$0	
	8	0	0	0	0	0	0	0	0	0	0	0	--		0	\$0	
	1	0	0	0	0	0	0	0	0	0	0	0	--	\$0	0	\$0	0



Kern County - Hall Ambulance Response Compliance and Penalty

Period: Feb 01 2023 to Feb 28 2023

Report Status: FINAL

EOA 4 Wilderness	2	0	0	0	0	0	0	0	0	0	0	--	\$0	0	\$0	0
	3	0	0	0	0	0	0	0	0	0	0	--		0	\$0	
	4	0	0	0	0	0	0	0	0	0	0	--		0	\$0	
	5	0	0	0	0	0	0	0	0	0	0	--		0	\$0	
	6	0	0	0	0	0	0	0	0	0	0	--		0	\$0	
	7	0	0	0	0	0	0	0	0	0	0	--		0	\$0	
	8	0	0	0	0	0	0	0	0	0	0	--		0	\$0	
	9	0	0	0	0	0	0	0	0	0	0	--		0	\$0	
EOA 8 Metro	1	80	10	90	2	88	9	2	1	86	7	91.86%	\$0	1	\$0	0
	2	145	23	168	0	168	23	8	8	160	12	92.50%	\$0	0	\$0	0
	3	88	6	94	0	94	6	2	2	92	5	94.57%		0	\$0	
	4	1	1	2	0	2	1	1	1	1	0	100.00%		0	\$0	
	5	2	0	2	0	2	0	0	0	2	0	100.00%		0	\$0	
	6	8	4	12	0	12	4	0	0	12	4	66.67%		0	\$0	
	7	49	17	66	0	66	17	0	0	66	17	74.24%		0	\$0	
	8	0	0	0	0	0	0	0	0	0	0	--		0	\$0	
EOA 8 Rural	1	5	2	7	0	7	2	2	0	5	0	100.00%	\$0	0	\$0	0
	2	6	1	7	0	7	1	1	1	6	0	100.00%	\$0	0	\$0	0
	3	4	0	4	0	4	0	0	0	4	0	100.00%		0	\$0	
	4	0	0	0	0	0	0	0	0	0	0	--		0	\$0	
	5	0	0	0	0	0	0	0	0	0	0	--		0	\$0	
	6	0	0	0	0	0	0	0	0	0	0	--		0	\$0	
	7	0	0	0	0	0	0	0	0	0	0	--		0	\$0	
	8	0	0	0	0	0	0	0	0	0	0	--		0	\$0	
EOA 8 Suburban	1	51	6	57	1	56	6	2	2	54	4	92.59%	\$0	0	\$0	0
	2	60	9	69	3	66	9	5	5	61	4	93.44%	\$0	0	\$0	0
	3	27	2	29	0	29	2	1	1	28	1	96.43%		0	\$0	
	4	0	0	0	0	0	0	0	0	0	0	--		0	\$0	
	5	0	0	0	0	0	0	0	0	0	0	--		0	\$0	
	6	0	0	0	0	0	0	0	0	0	0	--		0	\$0	
	7	0	0	0	0	0	0	0	0	0	0	--		0	\$0	
	8	0	0	0	0	0	0	0	0	0	0	--		0	\$0	
EOA 8 Urban	1	24	7	31	0	31	7	4	4	27	3	88.89%	\$1,000	1	\$1,000	2
	2	38	9	47	3	44	9	2	2	42	6	85.71%	\$5,000	1	\$5,000	4
	3	19	4	23	1	22	4	1	1	21	3	85.71%		0	\$0	
	4	0	0	0	0	0	0	0	0	0	0	--		0	\$0	
	5	0	0	0	0	0	0	0	0	0	0	--		0	\$0	
	6	0	0	0	0	0	0	0	0	0	0	--		0	\$0	
	7	0	0	0	0	0	0	0	0	0	0	--		0	\$0	
	8	0	0	0	0	0	0	0	0	0	0	--		0	\$0	
EOA 8 Wilderness	1	1	0	1	0	1	0	0	0	1	0	100.00%	\$0	0	\$0	0
	2	1	0	1	0	1	0	0	0	1	0	100.00%	\$0	0	\$0	0
	3	1	0	1	0	1	0	0	0	1	0	100.00%		0	\$0	
	4	0	0	0	0	0	0	0	0	0	0	--		0	\$0	
	5	0	0	0	0	0	0	0	0	0	0	--		0	\$0	
	6	0	0	0	0	0	0	0	0	0	0	--		0	\$0	
	7	0	0	0	0	0	0	0	0	0	0	--		0	\$0	
	8	0	0	0	0	0	0	0	0	0	0	--		0	\$0	
EOA 9 Metro	1	44	3	47	0	47	3	1	1	46	2	95.65%	\$0	0	\$0	0
	2	67	5	72	0	72	5	2	2	70	3	95.71%	\$0	1	\$0	0
	3	31	0	31	0	31	0	0	0	31	0	100.00%		0	\$0	
	4	0	0	0	0	0	0	0	0	0	0	--		0	\$0	
	5	0	0	0	0	0	0	0	0	0	0	--		0	\$0	
	6	0	0	0	0	0	0	0	0	0	0	--		0	\$0	
	7	0	0	0	0	0	0	0	0	0	0	--		0	\$0	
	8	0	0	0	0	0	0	0	0	0	0	--		0	\$0	
EOA 9 Rural	1	2	0	2	0	2	0	0	0	2	0	100.00%	\$0	0	\$0	0
	2	1	0	1	0	1	0	0	0	1	0	100.00%	\$0	0	\$0	0
	3	0	0	0	0	0	0	0	0	0	0	--		0	\$0	
	4	0	0	0	0	0	0	0	0	0	0	--		0	\$0	
	5	0	0	0	0	0	0	0	0	0	0	--		0	\$0	
	6	0	0	0	0	0	0	0	0	0	0	--		0	\$0	
	7	0	0	0	0	0	0	0	0	0	0	--		0	\$0	
	8	0	0	0	0	0	0	0	0	0	0	--		0	\$0	
EOA 9 Suburban	1	7	0	7	1	6	0	0	0	6	0	100.00%	\$0	0	\$0	0
	2	4	0	4	0	4	0	0	0	4	0	100.00%	\$0	0	\$0	0
	3	5	0	5	0	5	0	0	0	5	0	100.00%		0	\$0	
	4	0	0	0	0	0	0	0	0	0	0	--		0	\$0	
	5	0	0	0	0	0	0	0	0	0	0	--		0	\$0	
	6	0	0	0	0	0	0	0	0	0	0	--		0	\$0	
	7	0	0	0	0	0	0	0	0	0	0	--		0	\$0	
	8	0	0	0	0	0	0	0	0	0	0	--		0	\$0	
EOA 9 Urban	1	4	2	6	0	6	2	1	1	5	1	80.00%	\$1,000	1	\$1,000	1
	2	6	1	7	1	6	0	0	0	6	0	100.00%	\$0	0	\$0	0
	3	10	2	12	0	12	2	0	0	12	0	100.00%		0	\$0	
	4	0	0	0	0	0	0	0	0	0	0	--		0	\$0	



Kern County - Hall Ambulance Response Compliance and Penalty

Period: Feb 01 2023 to Feb 28 2023

Report Status: FINAL

OUT OF SERVICE AREA	3	0	0	0	0	0	0	0	0	0	0	0	0	--	0	\$0		
	4	0	0	0	0	0	0	0	0	0	0	0	0	--	0	\$0		
	5	0	0	0	0	0	0	0	0	0	0	0	0	--	0	\$0		
	6	0	0	0	0	0	0	0	0	0	0	0	0	--	0	\$0		
	7	0	0	0	0	0	0	0	0	0	0	0	0	--	0	\$0		
	8	0	0	0	0	0	0	0	0	0	0	0	0	--	0	\$0		
	1	0	0	0	0	0	0	0	0	0	0	0	0	--	\$0	0	\$0	
	2	0	0	0	0	0	0	0	0	0	0	0	0	--	\$0	0	\$0	
MUTUAL AID GIVEN	3	0	0	0	0	0	0	0	0	0	0	0	0	--	0	\$0		
	4	0	0	0	0	0	0	0	0	0	0	0	0	--	0	\$0		
	5	0	0	0	0	0	0	0	0	0	0	0	0	--	0	\$0		
	6	0	0	0	0	0	0	0	0	0	0	0	0	--	0	\$0		
	7	0	0	0	0	0	0	0	0	0	0	0	0	--	0	\$0		
	8	0	0	0	0	0	0	0	0	0	0	0	0	--	0	\$0		
																	\$14,000	



Zone	Priority	Compliance Reporting 2023/03/01 - 2023/03/31											BLS on ALS		Compliance Period Reporting for repetitive non-compliance		
		On Time	Late	Total Incidents	Do Not Count	Adjusted Total Incidents	Adjusted Late	Exemptions Requested	Exemptions Approved	Time Corrections Approved	Compliance Calculated Incidents	Compliance Calculated Late	Response Time Compliance	Response Time Penalty	BLS on ALS	Total Fine Assessment	Consecutive Periods Out of Compliance Including Current Period
EOA 1 Metro	1	28	6	34	0	34	6	3	3	0	31	3	90.32%	\$0	0	\$0	0
	2	79	1	80	0	80	1	1	1	0	79	0	100.00%	\$0	0	\$0	0
	3	31	2	33	0	33	2	1	1	0	32	1	96.88%		0	\$0	
	4	0	0	0	0	0	0	0	0	0	0	0	--		0	\$0	
	5	0	0	0	0	0	0	0	0	0	0	0	--		0	\$0	
	6	0	0	0	0	0	0	0	0	0	0	0	--		0	\$0	
	7	0	0	0	0	0	0	0	0	0	0	0	--		0	\$0	
	8	0	0	0	0	0	0	0	0	0	0	0	--		0	\$0	
EOA 1 Rural	1	0	0	0	0	0	0	0	0	0	0	0	--	\$0	0	\$0	0
	2	2	0	2	0	2	0	0	0	0	2	0	100.00%	\$0	0	\$0	0
	3	0	0	0	0	0	0	0	0	0	0	0	--		0	\$0	
	4	0	0	0	0	0	0	0	0	0	0	0	--		0	\$0	
	5	0	0	0	0	0	0	0	0	0	0	0	--		0	\$0	
	6	0	0	0	0	0	0	0	0	0	0	0	--		0	\$0	
	7	0	0	0	0	0	0	0	0	0	0	0	--		0	\$0	
	8	0	0	0	0	0	0	0	0	0	0	0	--		0	\$0	
EOA 1 Suburban	1	9	0	9	0	9	0	0	0	0	9	0	100.00%	\$0	0	\$0	0
	2	10	0	10	0	10	0	0	0	0	10	0	100.00%	\$0	0	\$0	0
	3	1	1	2	0	2	1	1	1	0	1	0	100.00%		0	\$0	
	4	0	0	0	0	0	0	0	0	0	0	0	--		0	\$0	
	5	0	0	0	0	0	0	0	0	0	0	0	--		0	\$0	
	6	0	0	0	0	0	0	0	0	0	0	0	--		0	\$0	
	7	0	0	0	0	0	0	0	0	0	0	0	--		0	\$0	
	8	3	0	3	0	3	0	0	0	0	0	3	0	100.00%		0	\$0
EOA 1 Urban	1	0	1	1	0	1	1	0	0	1	1	0	100.00%	\$0	0	\$0	0
	2	20	2	22	0	22	2	0	0	2	22	0	100.00%	\$0	0	\$0	0
	3	10	0	10	0	10	0	0	0	0	10	0	100.00%		0	\$0	
	4	0	0	0	0	0	0	0	0	0	0	0	--		0	\$0	
	5	0	0	0	0	0	0	0	0	0	0	0	--		0	\$0	
	6	0	0	0	0	0	0	0	0	0	0	0	--		0	\$0	
	7	0	0	0	0	0	0	0	0	0	0	0	--		0	\$0	
	8	0	0	0	0	0	0	0	0	0	0	0	--		0	\$0	
EOA 1 Wilderness	1	1	0	1	0	1	0	0	0	0	1	0	100.00%	\$0	0	\$0	0
	2	0	0	0	0	0	0	0	0	0	0	0	--	\$0	0	\$0	0
	3	0	0	0	0	0	0	0	0	0	0	0	--		0	\$0	
	4	0	0	0	0	0	0	0	0	0	0	0	--		0	\$0	
	5	0	0	0	0	0	0	0	0	0	0	0	--		0	\$0	
	6	0	0	0	0	0	0	0	0	0	0	0	--		0	\$0	
	7	0	0	0	0	0	0	0	0	0	0	0	--		0	\$0	
	8	0	0	0	0	0	0	0	0	0	0	0	--		0	\$0	
EOA 2 Metro	1	33	3	36	0	36	3	0	0	0	36	3	91.67%	\$0	0	\$0	0
	2	54	10	64	1	63	9	3	3	0	60	6	90.00%	\$0	0	\$0	0
	3	34	4	38	0	38	4	1	1	2	37	1	97.30%		0	\$0	
	4	0	0	0	0	0	0	0	0	0	0	0	--		0	\$0	
	5	0	0	0	0	0	0	0	0	0	0	0	--		0	\$0	
	6	0	0	0	0	0	0	0	0	0	0	0	--		0	\$0	
	7	0	0	0	0	0	0	0	0	0	0	0	--		0	\$0	
	8	0	0	0	0	0	0	0	0	0	0	0	--		0	\$0	
EOA 2 Rural	1	2	0	2	0	2	0	0	0	0	2	0	100.00%	\$0	0	\$0	0
	2	0	0	0	0	0	0	0	0	0	0	0	--	\$0	0	\$0	0
	3	0	0	0	0	0	0	0	0	0	0	0	--		0	\$0	
	4	0	0	0	0	0	0	0	0	0	0	0	--		0	\$0	
	5	0	0	0	0	0	0	0	0	0	0	0	--		0	\$0	
	6	0	0	0	0	0	0	0	0	0	0	0	--		0	\$0	
	7	0	0	0	0	0	0	0	0	0	0	0	--		0	\$0	
	8	0	0	0	0	0	0	0	0	0	0	0	--		0	\$0	
EOA 2 Suburban	1	8	0	8	0	8	0	0	0	0	8	0	100.00%	\$0	0	\$0	0
	2	8	2	10	0	10	2	0	0	1	10	1	90.00%	\$0	0	\$0	0
	3	8	1	9	0	9	1	0	0	0	9	1	88.89%		0	\$0	
	4	0	0	0	0	0	0	0	0	0	0	0	--		0	\$0	
	5	0	0	0	0	0	0	0	0	0	0	0	--		0	\$0	
	6	0	0	0	0	0	0	0	0	0	0	0	--		0	\$0	
	7	0	0	0	0	0	0	0	0	0	0	0	--		0	\$0	
	8	16	4	20	0	20	4	0	0	1	20	3	85.00%		0	\$0	
EOA 2 Urban	1	18	3	21	2	19	3	0	0	0	19	3	84.21%	\$1,000	1	\$1,000	1
	2	15	5	20	0	20	5	1	1	0	19	4	78.95%	\$1,000	0	\$1,000	1
	3	5	0	5	0	5	0	0	0	0	5	0	100.00%		0	\$0	
	4	0	0	0	0	0	0	0	0	0	0	0	--		0	\$0	
	5	0	0	0	0	0	0	0	0	0	0	0	--		0	\$0	
	6	0	0	0	0	0	0	0	0	0	0	0	--		0	\$0	



Kern County - Hall Ambulance Response Compliance and Penalty

Period: Mar 2023

Report Status: In Progress with 24 calls in Working Status

	7	0	0	0	0	0	0	0	0	0	0	0	0	--		0	\$0	
	8	0	0	0	0	0	0	0	0	0	0	0	0	--		0	\$0	
EOA 3 Metro	1	55	8	83	1	62	7	0	0	62	8	87.10%	\$1,000	3	\$1,000	1		
	2	89	7	96	1	95	7	4	4	91	3	96.70%	\$0	1	\$0	0		
	3	45	1	46	0	46	1	0	0	46	1	97.83%		0	\$0			
	4	1	0	1	0	1	0	0	0	1	0	100.00%		0	\$0			
	5	0	0	0	0	0	0	0	0	0	0	--		0	\$0			
	6	7	3	10	0	10	3	0	0	0	10	3	70.00%		0	\$0		
	7	35	9	44	0	44	9	0	0	44	9	79.55%		0	\$0			
	8	0	0	0	0	0	0	0	0	0	0	--		0	\$0			
EOA 3 Rural	1	0	0	0	0	0	0	0	0	0	0	--	\$0	0	\$0	0		
	2	2	0	2	0	2	0	0	0	2	0	100.00%	\$0	0	\$0	0		
	3	0	0	0	0	0	0	0	0	0	0	--		0	\$0			
	4	0	0	0	0	0	0	0	0	0	0	--		0	\$0			
	5	0	0	0	0	0	0	0	0	0	0	--		0	\$0			
	6	0	0	0	0	0	0	0	0	0	0	--		0	\$0			
	7	0	0	0	0	0	0	0	0	0	0	--		0	\$0			
	8	0	0	0	0	0	0	0	0	0	0	--		0	\$0			
EOA 3 Suburban	1	3	0	3	0	3	0	0	0	3	0	100.00%	\$0	0	\$0	0		
	2	2	0	2	0	2	0	0	0	2	0	100.00%	\$0	0	\$0	0		
	3	1	0	1	0	1	0	0	0	1	0	100.00%		0	\$0			
	4	0	0	0	0	0	0	0	0	0	0	--		0	\$0			
	5	0	0	0	0	0	0	0	0	0	0	--		0	\$0			
	6	0	0	0	0	0	0	0	0	0	0	--		0	\$0			
	7	0	0	0	0	0	0	0	0	0	0	--		0	\$0			
	8	0	0	0	0	0	0	0	0	0	0	--		0	\$0			
EOA 3 Urban	1	34	3	37	1	36	3	1	1	35	1	97.14%	\$0	3	\$0	0		
	2	53	4	57	0	57	4	0	1	57	3	94.74%	\$0	2	\$0	0		
	3	31	0	31	0	31	0	0	0	31	0	100.00%		0	\$0			
	4	0	0	0	0	0	0	0	0	0	0	--		0	\$0			
	5	0	0	0	0	0	0	0	0	0	0	--		0	\$0			
	6	1	0	1	0	1	0	0	0	1	0	100.00%		0	\$0			
	7	2	0	2	0	2	0	0	0	2	1	50.00%		0	\$0			
	8	1	0	1	0	1	0	0	0	1	0	100.00%		0	\$0			
EOA 3 Wilderness	1	0	0	0	0	0	0	0	0	0	0	--	\$0	0	\$0	0		
	2	0	0	0	0	0	0	0	0	0	0	--	\$0	0	\$0	0		
	3	0	0	0	0	0	0	0	0	0	0	--		0	\$0			
	4	0	0	0	0	0	0	0	0	0	0	--		0	\$0			
	5	0	0	0	0	0	0	0	0	0	0	--		0	\$0			
	6	0	0	0	0	0	0	0	0	0	0	--		0	\$0			
	7	0	0	0	0	0	0	0	0	0	0	--		0	\$0			
	8	0	0	0	0	0	0	0	0	0	0	--		0	\$0			
EOA 4 Metro	1	1494	442	1936	31	1905	435	130	130	2	1775	307	82.70%	\$5,000	276	\$5,000	4	
	2	2291	498	2789	32	2757	491	165	165	1	2592	326	87.42%	\$1,000	323	\$1,000	2	
	3	1642	258	1900	13	1887	258	99	99	3	1788	156	91.28%		55	\$0		
	4	19	2	21	0	21	2	1	1	0	20	1	95.00%		0	\$0		
	5	2	0	2	0	2	0	0	0	0	2	0	100.00%		0	\$0		
	6	92	78	170	0	170	78	0	0	0	170	78	54.12%		0	\$0		
	7	233	78	311	0	311	78	0	0	0	311	78	74.92%		0	\$0		
	8	12	2	14	0	14	2	0	0	0	14	2	85.71%		0	\$0		
EOA 4 Rural	1	0	0	0	0	0	0	0	0	0	0	--	\$0	0	\$0	0		
	2	1	0	1	0	1	0	0	0	1	0	100.00%	\$0	0	\$0	0		
	3	1	0	1	0	1	0	0	0	1	0	100.00%		0	\$0			
	4	0	0	0	0	0	0	0	0	0	0	--		0	\$0			
	5	0	0	0	0	0	0	0	0	0	0	--		0	\$0			
	6	0	0	0	0	0	0	0	0	0	0	--		0	\$0			
	7	0	0	0	0	0	0	0	0	0	0	--		0	\$0			
	8	0	0	0	0	0	0	0	0	0	0	--		0	\$0			
EOA 4 Suburban	1	8	0	8	0	8	0	0	0	8	0	100.00%	\$0	0	\$0	0		
	2	24	1	25	0	25	1	0	0	25	1	96.00%	\$0	1	\$0	0		
	3	1	0	1	0	1	0	0	0	1	0	100.00%		0	\$0			
	4	0	0	0	0	0	0	0	0	0	0	--		0	\$0			
	5	0	0	0	0	0	0	0	0	0	0	--		0	\$0			
	6	0	0	0	0	0	0	0	0	0	0	--		0	\$0			
	7	0	0	0	0	0	0	0	0	0	0	--		0	\$0			
	8	0	1	1	0	1	1	0	0	1	1	0.00%		0	\$0			
EOA 4 Urban	1	38	3	41	0	41	3	1	1	40	2	95.00%	\$0	7	\$0	0		
	2	44	4	48	1	47	3	1	1	46	2	95.65%	\$0	9	\$0	0		
	3	26	5	31	0	31	5	2	2	29	3	89.66%		1	\$0			
	4	0	0	0	0	0	0	0	0	0	0	--		0	\$0			
	5	0	0	0	0	0	0	0	0	0	0	--		0	\$0			
	6	0	1	1	0	1	1	0	0	1	1	0.00%		0	\$0			
	7	0	0	0	0	0	0	0	0	0	0	--		0	\$0			
	8	1	1	2	0	2	1	0	0	2	1	50.00%		0	\$0			
	1	0	0	0	0	0	0	0	0	0	0	--	\$0	0	\$0	0		



Kern County - Hall Ambulance Response Compliance and Penalty

Period: Mar 2023

Report Status: In Progress with 24 calls in Working Status

EOA 4 Wilderness	2	0	0	0	0	0	0	0	0	0	0	0	0	0	0	0	0	\$0	0	\$0	0
	3	0	0	0	0	0	0	0	0	0	0	0	0	0	0	0	0	0	0	0	\$0
	4	0	0	0	0	0	0	0	0	0	0	0	0	0	0	0	0	0	0	0	\$0
	5	0	0	0	0	0	0	0	0	0	0	0	0	0	0	0	0	0	0	0	\$0
	6	0	0	0	0	0	0	0	0	0	0	0	0	0	0	0	0	0	0	0	\$0
EOA 8 Metro	7	0	0	0	0	0	0	0	0	0	0	0	0	0	0	0	0	0	0	0	\$0
	8	0	0	0	0	0	0	0	0	0	0	0	0	0	0	0	0	0	0	0	\$0
	1	102	26	128	0	128	26	7	1	121	18	85.12%	\$1,000	0	\$1,000	1					
	2	146	39	185	2	183	37	11	11	172	24	86.05%	\$1,000	2	\$1,000	1					
	3	88	10	98	0	98	10	2	2	96	8	91.67%	0	0	\$0	0					
	4	6	1	7	0	7	1	0	0	7	1	85.71%	0	0	\$0	0					
	5	6	0	6	0	6	0	0	0	6	0	100.00%	0	0	\$0	0					
	6	12	9	21	0	21	9	0	0	21	9	57.14%	0	0	\$0	0					
EOA 8 Rural	7	55	24	79	0	79	24	0	0	79	24	69.62%	0	0	\$0	0					
	8	0	0	0	0	0	0	0	0	0	0	--	0	0	\$0	0					
	1	7	0	7	3	4	0	0	0	4	0	100.00%	\$0	0	\$0	0					
	2	6	0	6	0	6	0	0	0	6	0	100.00%	\$0	0	\$0	0					
	3	4	1	5	0	5	1	1	1	4	0	100.00%	0	0	\$0	0					
	4	0	0	0	0	0	0	0	0	0	0	--	0	0	\$0	0					
	5	0	0	0	0	0	0	0	0	0	0	--	0	0	\$0	0					
	6	0	0	0	0	0	0	0	0	0	0	--	0	0	\$0	0					
EOA 8 Suburban	7	0	0	0	0	0	0	0	0	0	0	--	0	0	\$0	0					
	8	0	0	0	0	0	0	0	0	0	0	--	0	0	\$0	0					
	1	37	5	42	1	41	5	4	4	37	1	97.30%	\$0	0	\$0	0					
	2	49	11	60	0	60	11	3	3	57	8	85.96%	\$1,000	0	\$1,000	1					
	3	14	4	18	0	18	4	0	0	18	4	77.78%	0	0	\$0	0					
	4	0	0	0	0	0	0	0	0	0	0	--	0	0	\$0	0					
	5	0	0	0	0	0	0	0	0	0	0	--	0	0	\$0	0					
	6	1	0	1	0	1	0	0	0	1	0	100.00%	0	0	\$0	0					
EOA 8 Urban	7	0	0	0	0	0	0	0	0	0	0	--	0	0	\$0	0					
	8	0	0	0	0	0	0	0	0	0	0	--	0	0	\$0	0					
	1	31	9	40	1	39	9	1	1	38	7	81.58%	\$1,000	0	\$1,000	3					
	2	30	8	38	0	38	8	1	1	37	7	81.08%	\$5,000	0	\$5,000	4					
	3	20	2	22	0	22	2	1	1	21	1	95.24%	0	0	\$0	0					
	4	0	0	0	0	0	0	0	0	0	0	--	0	0	\$0	0					
	5	0	0	0	0	0	0	0	0	0	0	--	0	0	\$0	0					
	6	0	0	0	0	0	0	0	0	0	0	--	0	0	\$0	0					
EOA 8 Wilderness	7	0	0	0	0	0	0	0	0	0	0	--	0	0	\$0	0					
	8	0	0	0	0	0	0	0	0	0	0	--	0	0	\$0	0					
	1	0	0	0	0	0	0	0	0	0	0	--	\$0	0	\$0	0					
	2	0	0	0	0	0	0	0	0	0	0	--	\$0	0	\$0	0					
	3	0	0	0	0	0	0	0	0	0	0	--	0	0	\$0	0					
	4	0	0	0	0	0	0	0	0	0	0	--	0	0	\$0	0					
	5	0	0	0	0	0	0	0	0	0	0	--	0	0	\$0	0					
	6	0	0	0	0	0	0	0	0	0	0	--	0	0	\$0	0					
EOA 9 Metro	7	0	0	0	0	0	0	0	0	0	0	--	0	0	\$0	0					
	8	0	0	0	0	0	0	0	0	0	0	--	0	0	\$0	0					
	1	41	5	46	0	46	5	1	1	45	4	91.11%	\$0	0	\$0	0					
	2	90	6	96	0	96	6	3	3	93	3	96.77%	\$0	0	\$0	0					
	3	39	1	40	0	40	1	1	1	39	0	100.00%	0	0	\$0	0					
	4	0	0	0	0	0	0	0	0	0	0	--	0	0	\$0	0					
	5	0	0	0	0	0	0	0	0	0	0	--	0	0	\$0	0					
	6	0	0	0	0	0	0	0	0	0	0	--	0	0	\$0	0					
EOA 9 Rural	7	0	0	0	0	0	0	0	0	0	0	--	0	0	\$0	0					
	8	0	0	0	0	0	0	0	0	0	0	--	0	0	\$0	0					
	1	2	0	2	0	2	0	0	0	2	0	100.00%	\$0	0	\$0	0					
	2	0	0	0	0	0	0	0	0	0	0	--	\$0	0	\$0	0					
	3	0	0	0	0	0	0	0	0	0	0	--	0	0	\$0	0					
	4	0	0	0	0	0	0	0	0	0	0	--	0	0	\$0	0					
	5	0	0	0	0	0	0	0	0	0	0	--	0	0	\$0	0					
	6	0	0	0	0	0	0	0	0	0	0	--	0	0	\$0	0					
EOA 9 Suburban	7	0	0	0	0	0	0	0	0	0	0	--	0	0	\$0	0					
	8	0	0	0	0	0	0	0	0	0	0	--	0	0	\$0	0					
	1	7	0	7	0	7	0	0	0	7	0	100.00%	\$0	0	\$0	0					
	2	7	1	8	0	8	1	0	0	8	1	87.50%	\$1,000	0	\$1,000	1					
	3	1	0	1	0	1	0	0	0	1	0	100.00%	0	0	\$0	0					
	4	0	0	0	0	0	0	0	0	0	0	--	0	0	\$0	0					
	5	0	0	0	0	0	0	0	0	0	0	--	0	0	\$0	0					
	6	0	0	0	0	0	0	0	0	0	0	--	0	0	\$0	0					
EOA 9 Urban	7	0	0	0	0	0	0	0	0	0	0	--	0	0	\$0	0					
	8	0	0	0	0	0	0	0	0	0	0	--	0	0	\$0	0					
	1	8	0	8	0	8	0	0	0	8	0	100.00%	\$0	0	\$0	0					
	2	11	1	12	0	12	1	1	1	11	0	100.00%	\$0	0	\$0	0					
EOA 9 Wilderness	3	10	1	11	0	11	1	0	0	11	1	90.91%	0	0	\$0	0					
	4	0	0	0	0	0	0	0	0	0	0	--	0	0	\$0	0					



Period: Mar 2023

Report Status: In Progress with 24 calls in Working Status

EOA	1	2	3	4	5	6	7	8	9	10	11	12	13	14	15	16	17	18
EOA 9 Urban	5	0	0	0	0	0	0	0	0	0	0	0	0	0	0	0	0	0
EOA 9 Urban	6	0	0	0	0	0	0	0	0	0	0	0	0	0	0	0	0	0
EOA 9 Urban	7	0	0	0	0	0	0	0	0	0	0	0	0	0	0	0	0	0
EOA 9 Urban	8	0	0	0	0	0	0	0	0	0	0	0	0	0	0	0	0	0
EOA 9 Wilderness	1	0	0	0	0	0	0	0	0	0	0	0	0	0	0	0	0	0
EOA 9 Wilderness	2	0	0	0	0	0	0	0	0	0	0	0	0	0	0	0	0	0
EOA 9 Wilderness	3	1	0	1	0	1	0	0	0	0	1	0	100.00%		0	0	0	0
EOA 9 Wilderness	4	0	0	0	0	0	0	0	0	0	0	0	--		0	0	0	
EOA 9 Wilderness	5	0	0	0	0	0	0	0	0	0	0	0	--		0	0	0	
EOA 9 Wilderness	6	0	0	0	0	0	0	0	0	0	0	0	--		0	0	0	
EOA 9 Wilderness	7	0	0	0	0	0	0	0	0	0	0	0	--		0	0	0	
EOA 9 Wilderness	8	0	0	0	0	0	0	0	0	0	0	0	--		0	0	0	
EOA 11 Metro	1	121	18	139	2	137	18	8	8	3	129	7	94.57%	\$0	0	0	0	
EOA 11 Metro	2	149	17	166	1	165	16	5	5	0	160	11	93.13%	\$0	0	0	0	
EOA 11 Metro	3	118	2	120	0	120	2	1	1	0	119	1	99.16%		0	0	0	
EOA 11 Metro	4	0	0	0	0	0	0	0	0	0	0	0	--		0	0	0	
EOA 11 Metro	5	0	0	0	0	0	0	0	0	0	0	0	--		0	0	0	
EOA 11 Metro	6	0	0	0	0	0	0	0	0	0	0	0	--		0	0	0	
EOA 11 Metro	7	0	0	0	0	0	0	0	0	0	0	0	--		0	0	0	
EOA 11 Metro	8	0	0	0	0	0	0	0	0	0	0	0	--		0	0	0	
EOA 11 Rural	1	8	0	8	1	7	0	0	0	0	7	0	100.00%	\$0	0	0	0	
EOA 11 Rural	2	10	0	10	0	10	0	0	0	0	10	0	100.00%	\$0	0	0	0	
EOA 11 Rural	3	4	0	4	0	4	0	0	0	0	4	0	100.00%		0	0	0	
EOA 11 Rural	4	0	0	0	0	0	0	0	0	0	0	0	--		0	0	0	
EOA 11 Rural	5	0	0	0	0	0	0	0	0	0	0	0	--		0	0	0	
EOA 11 Rural	6	0	0	0	0	0	0	0	0	0	0	0	--		0	0	0	
EOA 11 Rural	7	0	0	0	0	0	0	0	0	0	0	0	--		0	0	0	
EOA 11 Rural	8	0	1	1	0	1	1	0	0	0	1	1	0.00%		0	0	0	
EOA 11 Suburban	1	17	0	17	0	17	0	0	0	0	17	0	100.00%	\$0	0	0	0	
EOA 11 Suburban	2	33	4	37	0	37	4	3	3	0	34	1	97.06%	\$0	0	0	0	
EOA 11 Suburban	3	18	0	18	0	18	0	0	0	0	18	0	100.00%		0	0	0	
EOA 11 Suburban	4	0	0	0	0	0	0	0	0	0	0	0	--		0	0	0	
EOA 11 Suburban	5	0	0	0	0	0	0	0	0	0	0	0	--		0	0	0	
EOA 11 Suburban	6	0	0	0	0	0	0	0	0	0	0	0	--		0	0	0	
EOA 11 Suburban	7	0	0	0	0	0	0	0	0	0	0	0	--		0	0	0	
EOA 11 Suburban	8	9	4	13	0	13	4	0	0	3	13	1	92.31%		0	0	0	
EOA 11 Urban	1	11	0	11	0	11	0	0	0	0	11	0	100.00%	\$0	0	0	0	
EOA 11 Urban	2	9	1	10	0	10	1	0	0	1	10	0	100.00%	\$0	0	0	0	
EOA 11 Urban	3	7	0	7	0	7	0	0	0	0	7	0	100.00%		0	0	0	
EOA 11 Urban	4	0	0	0	0	0	0	0	0	0	0	0	--		0	0	0	
EOA 11 Urban	5	0	0	0	0	0	0	0	0	0	0	0	--		0	0	0	
EOA 11 Urban	6	0	0	0	0	0	0	0	0	0	0	0	--		0	0	0	
EOA 11 Urban	7	0	0	0	0	0	0	0	0	0	0	0	--		0	0	0	
EOA 11 Urban	8	0	0	0	0	0	0	0	0	0	0	0	--		0	0	0	
EOA 11 Wilderness	1	3	0	3	0	3	0	0	0	0	3	0	100.00%	\$0	0	0	0	
EOA 11 Wilderness	2	2	0	2	0	2	0	0	0	0	2	0	100.00%	\$0	0	0	0	
EOA 11 Wilderness	3	1	0	1	0	1	0	0	0	0	1	0	100.00%		0	0	0	
EOA 11 Wilderness	4	0	0	0	0	0	0	0	0	0	0	0	--		0	0	0	
EOA 11 Wilderness	5	0	0	0	0	0	0	0	0	0	0	0	--		0	0	0	
EOA 11 Wilderness	6	0	0	0	0	0	0	0	0	0	0	0	--		0	0	0	
EOA 11 Wilderness	7	0	0	0	0	0	0	0	0	0	0	0	--		0	0	0	
EOA 11 Wilderness	8	0	0	0	0	0	0	0	0	0	0	0	--		0	0	0	
EOA 1	1										209		0.00%		0	0	2	
EOA 1	2										329		0.00%		0	0	3	
EOA 1	3										192		0.00%		0	0	0	
EOA 2	1										65		1.54%		1	0	2	
EOA 2	2										89		0.00%		0	0	2	
EOA 2	3										51		0.00%		0	0	0	
EOA 3	1										100		6.00%		6	0		
EOA 3	2										152		1.97%		3	0		
EOA 3	3										78		0.00%		0	0		
EOA 4	1										1823		15.52%		283	2	13	
EOA 4	2										2664		12.55%		333	2	13	
EOA 4	3										1619		3.08%		56	0	3	
EOA 8	1										200		0.00%		0	0	6	
EOA 8	2										272		0.74%		2	0	5	
EOA 8	3										139		0.00%		0	0	0	
EOA 9	1										62		0.00%		0	0	1	
EOA 9	2										112		0.00%		0	0	1	
EOA 9	3										52		0.00%		0	0	0	
EOA 11	1										0		--		0	0	0	
EOA 11	2										0		--		0	0	0	
EOA 11	3										0		--		0	0	0	
	1	0	0	0	0	0	0	0	0	0	0	0	--	\$0	0	0	0	
	2	2	0	2	2	0	0	0	0	0	0	0	--	\$0	0	0	0	



Kern County - Hall Ambulance Response Compliance and Penalty

Period: Mar 2023

Report Status: In Progress with 24 calls in Working Status

OUT OF SERVICE AREA	3	0	0	0	0	0	0	0	0	0	0	0	--	0	\$0	
	4	0	0	0	0	0	0	0	0	0	0	0	--	0	\$0	
	5	0	0	0	0	0	0	0	0	0	0	0	--	0	\$0	
	6	0	0	0	0	0	0	0	0	0	0	0	--	0	\$0	
	7	0	0	0	0	0	0	0	0	0	0	0	--	0	\$0	
	8	0	0	0	0	0	0	0	0	0	0	0	--	0	\$0	
	1	0	0	0	0	0	0	0	0	0	0	0	--	\$0	0	0
	2	0	0	0	0	0	0	0	0	0	0	0	--	\$0	0	0
MUTUAL AID GIVEN	3	0	0	0	0	0	0	0	0	0	0	0	--	0	\$0	
	4	0	0	0	0	0	0	0	0	0	0	0	--	0	\$0	
	5	0	0	0	0	0	0	0	0	0	0	0	--	0	\$0	
	6	0	0	0	0	0	0	0	0	0	0	0	--	0	\$0	
	7	0	0	0	0	0	0	0	0	0	0	0	--	0	\$0	
	8	0	0	0	0	0	0	0	0	0	0	0	--	0	\$0	
																\$19,000



Zone	Priority	Compliance Reporting 2023/04/01 - 2023/04/30											BLS on ALS		Compliance Period Reporting for repetitive non-Compliance		
		On Time	Late	Total Incidents	Do Not Count	Adjusted Total Incidents	Adjusted Late	Exemptions Requested	Exemptions Approved	Time Corrections Approved	Compliance Calculated Incidents	Compliance Calculated Late	Response Time Compliance	Response Time Penalty	BLS on ALS	Total Fine Assessment	Consecutive Periods Out of Compliance Including Current Period
EOA 1 Metro	1	42	3	45	0	45	3	3	3	0	42	0	100.00%	\$0	0	\$0	0
	2	62	7	69	1	68	7	2	2	0	66	5	92.42%	\$0	0	\$0	0
	3	36	1	37	0	37	1	1	1	0	36	0	100.00%		0	\$0	
	4	0	0	0	0	0	0	0	0	0	0	0	--		0	\$0	
	5	0	0	0	0	0	0	0	0	0	0	0	--		0	\$0	
	6	0	0	0	0	0	0	0	0	0	0	0	--		0	\$0	
	7	0	0	0	0	0	0	0	0	0	0	0	--		0	\$0	
	8	0	0	0	0	0	0	0	0	0	0	0	--		0	\$0	
EOA 1 Rural	1	8	0	8	0	8	0	0	0	0	8	0	100.00%	\$0	0	\$0	0
	2	3	0	3	0	3	0	0	0	0	3	0	100.00%	\$0	0	\$0	0
	3	0	0	0	0	0	0	0	0	0	0	0	--		0	\$0	
	4	0	0	0	0	0	0	0	0	0	0	0	--		0	\$0	
	5	0	0	0	0	0	0	0	0	0	0	0	--		0	\$0	
	6	0	0	0	0	0	0	0	0	0	0	0	--		0	\$0	
	7	0	0	0	0	0	0	0	0	0	0	0	--		0	\$0	
	8	0	0	0	0	0	0	0	0	0	0	0	--		0	\$0	
EOA 1 Suburban	1	4	0	4	0	4	0	0	0	0	4	0	100.00%	\$0	0	\$0	0
	2	6	1	7	0	7	1	0	0	0	7	1	85.71%	\$1,000	0	\$1,067	1
	3	2	0	2	0	2	0	0	0	0	2	0	100.00%		0	\$0	
	4	0	0	0	0	0	0	0	0	0	0	0	--		0	\$0	
	5	0	0	0	0	0	0	0	0	0	0	0	--		0	\$0	
	6	0	0	0	0	0	0	0	0	0	0	0	--		0	\$0	
	7	0	0	0	0	0	0	0	0	0	0	0	--		0	\$0	
	8	0	0	0	0	0	0	0	0	0	0	0	--		0	\$0	
EOA 1 Urban	1	3	0	3	0	3	0	0	0	0	3	0	100.00%	\$0	0	\$0	0
	2	17	3	20	0	20	3	3	3	0	17	0	100.00%	\$0	2	\$0	0
	3	11	0	11	0	11	0	0	0	0	11	0	100.00%		0	\$0	
	4	0	0	0	0	0	0	0	0	0	0	0	--		0	\$0	
	5	0	0	0	0	0	0	0	0	0	0	0	--		0	\$0	
	6	0	0	0	0	0	0	0	0	0	0	0	--		0	\$0	
	7	0	0	0	0	0	0	0	0	0	0	0	--		0	\$0	
	8	0	0	0	0	0	0	0	0	0	0	0	--		0	\$0	
EOA 1 Wilderness	1	0	0	0	0	0	0	0	0	0	0	0	--	\$0	0	\$0	0
	2	0	0	0	0	0	0	0	0	0	0	0	--	\$0	0	\$0	0
	3	0	0	0	0	0	0	0	0	0	0	0	--		0	\$0	
	4	0	0	0	0	0	0	0	0	0	0	0	--		0	\$0	
	5	0	0	0	0	0	0	0	0	0	0	0	--		0	\$0	
	6	0	0	0	0	0	0	0	0	0	0	0	--		0	\$0	
	7	0	0	0	0	0	0	0	0	0	0	0	--		0	\$0	
	8	0	0	0	0	0	0	0	0	0	0	0	--		0	\$0	
EOA 2 Metro	1	23	4	27	0	27	4	1	1	2	26	1	96.15%	\$0	0	\$0	0
	2	48	14	62	0	62	14	6	6	1	56	7	87.50%	\$1,000	0	\$1,067	1
	3	35	1	36	0	36	1	0	0	1	36	0	100.00%		0	\$0	
	4	0	0	0	0	0	0	0	0	0	0	0	--		0	\$0	
	5	0	0	0	0	0	0	0	0	0	0	0	--		0	\$0	
	6	0	0	0	0	0	0	0	0	0	0	0	--		0	\$0	
	7	0	0	0	0	0	0	0	0	0	0	0	--		0	\$0	
	8	0	0	0	0	0	0	0	0	0	0	0	--		0	\$0	
EOA 2 Rural	1	1	0	1	0	1	0	0	0	0	1	0	100.00%	\$0	0	\$0	0
	2	1	0	1	0	1	0	0	0	0	1	0	100.00%	\$0	0	\$0	0
	3	0	0	0	0	0	0	0	0	0	0	0	--		0	\$0	
	4	0	0	0	0	0	0	0	0	0	0	0	--		0	\$0	
	5	0	0	0	0	0	0	0	0	0	0	0	--		0	\$0	
	6	0	0	0	0	0	0	0	0	0	0	0	--		0	\$0	
	7	0	0	0	0	0	0	0	0	0	0	0	--		0	\$0	
	8	0	0	0	0	0	0	0	0	0	0	0	--		0	\$0	
EOA 2 Suburban	1	16	0	16	0	16	0	0	0	0	16	0	100.00%	\$0	0	\$0	0
	2	16	1	17	0	17	1	0	0	0	17	1	94.12%	\$0	0	\$0	0
	3	6	0	6	0	6	0	0	0	0	6	0	100.00%		0	\$0	
	4	0	0	0	0	0	0	0	0	0	0	0	--		0	\$0	
	5	0	0	0	0	0	0	0	0	0	0	0	--		0	\$0	
	6	0	0	0	0	0	0	0	0	0	0	0	--		0	\$0	
	7	0	0	0	0	0	0	0	0	0	0	0	--		0	\$0	
	8	16	7	23	0	23	7	1	1	5	22	1	95.45%		0	\$0	
EOA 2 Urban	1	12	5	17	0	17	5	1	1	1	16	3	81.25%	\$1,000	1	\$1,067	2
	2	24	3	27	0	27	3	0	0	1	27	2	92.59%	\$0	0	\$0	0
	3	11	1	12	0	12	1	0	0	0	12	1	91.67%		0	\$0	
	4	0	0	0	0	0	0	0	0	0	0	0	--		0	\$0	
	5	0	0	0	0	0	0	0	0	0	0	0	--		0	\$0	
	6	0	0	0	0	0	0	0	0	0	0	0	--		0	\$0	



Kern County - Hall Ambulance Response Compliance and Penalty

Period: Apr 2023

Report Status: In Progress with 163 calls in Working Status

EOA 3 Metro	7	0	0	0	0	0	0	0	0	0	0	--	0	\$0			
	8	0	0	0	0	0	0	0	0	0	0	--	0	\$0			
	1	51	6	57	1	57	6	3	3	0	54	3	94.44%	\$0	1	\$0	0
	2	87	8	95	1	94	8	6	6	0	88	2	97.73%	\$0	3	\$0	0
	3	52	3	55	0	55	3	1	1	0	54	2	96.30%		2	\$0	
	4	4	0	4	0	4	0	0	0	0	4	0	100.00%		0	\$0	
	5	1	0	1	0	1	0	0	0	0	1	0	100.00%		0	\$0	
	6	3	4	7	0	7	4	0	0	0	7	4	42.86%		0	\$0	
EOA 3 Rural	7	34	13	47	0	47	13	0	0	47	13	72.34%		0	\$0		
	8	0	0	0	0	0	0	0	0	0	0	--		0	\$0		
	1	0	0	0	0	0	0	0	0	0	0	--	\$0	0	\$0	0	
	2	0	0	0	0	0	0	0	0	0	0	--	\$0	0	\$0	0	
	3	0	0	0	0	0	0	0	0	0	0	--		0	\$0		
	4	0	0	0	0	0	0	0	0	0	0	--		0	\$0		
	5	0	0	0	0	0	0	0	0	0	0	--		0	\$0		
	6	0	0	0	0	0	0	0	0	0	0	--		0	\$0		
EOA 3 Suburban	7	0	0	0	0	0	0	0	0	0	0	--		0	\$0		
	8	0	0	0	0	0	0	0	0	0	0	--		0	\$0		
	1	2	0	2	0	2	0	0	0	0	2	0	100.00%	\$0	0	\$0	0
	2	4	0	4	0	4	0	0	0	0	4	0	100.00%	\$0	0	\$0	0
	3	0	0	0	0	0	0	0	0	0	0	0	--		0	\$0	
	4	0	0	0	0	0	0	0	0	0	0	0	--		0	\$0	
	5	0	0	0	0	0	0	0	0	0	0	0	--		0	\$0	
	6	0	0	0	0	0	0	0	0	0	0	0	--		0	\$0	
EOA 3 Urban	7	0	0	0	0	0	0	0	0	0	0	--		0	\$0		
	8	0	0	0	0	0	0	0	0	0	0	--		0	\$0		
	1	29	2	31	0	31	2	1	1	0	30	2	93.33%	\$0	2	\$0	0
	2	78	6	84	0	84	6	2	2	0	82	4	95.12%	\$0	4	\$0	0
	3	34	2	36	0	36	2	2	2	0	34	0	100.00%		1	\$0	
	4	0	0	0	0	0	0	0	0	0	0	0	--		0	\$0	
	5	0	0	0	0	0	0	0	0	0	0	0	--		0	\$0	
	6	1	0	1	0	1	0	0	0	0	1	0	100.00%		0	\$0	
EOA 3 Wilderness	7	1	0	1	0	1	0	0	0	1	0	100.00%		0	\$0		
	8	1	0	1	0	1	0	0	0	1	0	100.00%		0	\$0		
	1	0	0	0	0	0	0	0	0	0	0	--	\$0	0	\$0	0	
	2	0	0	0	0	0	0	0	0	0	0	--	\$0	0	\$0	0	
	3	0	0	0	0	0	0	0	0	0	0	0	--		0	\$0	
	4	0	0	0	0	0	0	0	0	0	0	0	--		0	\$0	
	5	0	0	0	0	0	0	0	0	0	0	0	--		0	\$0	
	6	0	0	0	0	0	0	0	0	0	0	0	--		0	\$0	
EOA 4 Metro	7	0	0	0	0	0	0	0	0	0	0	--		0	\$0		
	8	0	0	0	0	0	0	0	0	0	0	--		0	\$0		
	1	1487	412	1899	71	1828	394	81	81	4	1747	312	82.14%	\$5,000	275	\$5,334	4
	2	2249	515	2764	68	2696	498	102	102	0	2594	400	84.58%	\$1,000	345	\$1,067	3
	3	1522	249	1771	29	1742	245	79	79	0	1663	166	90.02%		59	\$0	
	4	28	5	33	0	33	5	2	2	0	31	3	90.32%		0	\$0	
	5	2	0	2	0	2	0	0	0	0	2	0	100.00%		0	\$0	
	6	87	61	148	0	148	61	0	0	0	148	61	58.78%		0	\$0	
EOA 4 Rural	7	211	79	290	0	290	79	0	0	290	79	72.76%		0	\$0		
	8	4	2	6	0	6	2	0	0	0	6	2	66.67%		0	\$0	
	1	0	0	0	0	0	0	0	0	0	0	0	--	\$0	0	\$0	0
	2	3	1	4	0	4	1	0	0	0	4	2	50.00%	\$1,000	1	\$1,067	1
	3	0	0	0	0	0	0	0	0	0	0	0	--		0	\$0	
	4	0	0	0	0	0	0	0	0	0	0	0	--		0	\$0	
	5	0	0	0	0	0	0	0	0	0	0	0	--		0	\$0	
	6	0	0	0	0	0	0	0	0	0	0	0	--		0	\$0	
EOA 4 Suburban	7	0	0	0	0	0	0	0	0	0	0	--		0	\$0		
	8	0	0	0	0	0	0	0	0	0	0	--		0	\$0		
	1	5	0	5	0	5	0	0	0	0	5	0	100.00%	\$0	0	\$0	0
	2	16	1	17	0	17	1	1	1	0	16	0	100.00%	\$0	1	\$0	0
	3	4	0	4	0	4	0	0	0	0	4	0	100.00%		0	\$0	
	4	0	0	0	0	0	0	0	0	0	0	0	--		0	\$0	
	5	0	0	0	0	0	0	0	0	0	0	0	--		0	\$0	
	6	0	0	0	0	0	0	0	0	0	0	0	--		0	\$0	
EOA 4 Urban	7	0	0	0	0	0	0	0	0	0	0	--		0	\$0		
	8	0	0	0	0	0	0	0	0	0	0	--		0	\$0		
	1	29	3	32	1	31	3	0	0	0	31	3	90.32%	\$0	1	\$0	0
	2	48	10	58	0	58	10	3	3	0	55	7	87.27%	\$1,000	9	\$1,067	1
	3	32	3	35	1	34	3	0	0	0	34	3	91.18%		0	\$0	
	4	0	0	0	0	0	0	0	0	0	0	0	--		0	\$0	
	5	0	0	0	0	0	0	0	0	0	0	0	--		0	\$0	
	6	0	0	0	0	0	0	0	0	0	0	0	--		0	\$0	
EOA 4 Urban (cont.)	7	0	0	0	0	0	0	0	0	0	0	--		0	\$0		
8	6	0	6	0	6	0	0	0	0	6	0	100.00%		0	\$0		
EOA 4 Urban (cont.)	1	0	0	0	0	0	0	0	0	0	0	--	\$0	0	\$0	0	



Period: Apr 2023

Report Status: In Progress with 163 calls in Working Status

EOA	1	2	3	4	5	6	7	8	9	10	11	12	13	14	15	16	17
EOA 4 Wilderness	2	0	0	0	0	0	0	0	0	0	0	0	--	\$0	0	\$0	0
	3	0	0	0	0	0	0	0	0	0	0	0	--		0	\$0	
	4	0	0	0	0	0	0	0	0	0	0	0	--		0	\$0	
	5	0	0	0	0	0	0	0	0	0	0	0	--		0	\$0	
	6	0	0	0	0	0	0	0	0	0	0	0	--		0	\$0	
	7	0	0	0	0	0	0	0	0	0	0	0	--		0	\$0	
	8	0	0	0	0	0	0	0	0	0	0	0	--		0	\$0	
	9	0	0	0	0	0	0	0	0	0	0	0	--		0	\$0	
EOA 8 Metro	1	95	41	136	2	134	40	7	3	127	31	75.59%	\$1,000	2	\$1,067	2	
	2	136	43	179	0	179	43	8	8	171	34	80.12%	\$1,000	1	\$1,067	2	
	3	88	9	97	0	97	9	2	2	95	7	92.63%		0	\$0		
	4	5	1	6	0	6	1	0	0	6	1	83.33%		0	\$0		
	5	3	0	3	0	3	0	0	0	3	0	100.00%		0	\$0		
	6	13	4	17	0	17	4	0	0	17	4	76.47%		0	\$0		
	7	71	21	92	0	92	21	0	0	92	21	77.17%		0	\$0		
	8	0	0	0	0	0	0	0	0	0	0	--		0	\$0		
EOA 8 Rural	1	8	0	8	3	5	0	0	0	5	0	100.00%	\$0	0	\$0	0	
	2	4	0	4	0	4	0	0	0	4	0	100.00%	\$0	0	\$0	0	
	3	4	0	4	0	4	0	0	0	4	0	100.00%		0	\$0		
	4	0	0	0	0	0	0	0	0	0	0	--		0	\$0		
	5	0	0	0	0	0	0	0	0	0	0	--		0	\$0		
	6	0	0	0	0	0	0	0	0	0	0	--		0	\$0		
	7	0	0	0	0	0	0	0	0	0	0	--		0	\$0		
	8	0	0	0	0	0	0	0	0	0	0	--		0	\$0		
EOA 8 Suburban	1	42	6	48	1	47	6	2	2	45	3	93.33%	\$0	2	\$0	0	
	2	79	11	90	1	89	10	1	1	88	8	90.91%	\$0	0	\$0	0	
	3	31	3	34	0	34	3	1	1	33	2	93.94%		0	\$0		
	4	0	0	0	0	0	0	0	0	0	0	--		0	\$0		
	5	0	0	0	0	0	0	0	0	0	0	--		0	\$0		
	6	0	0	0	0	0	0	0	0	0	0	--		0	\$0		
	7	0	0	0	0	0	0	0	0	0	0	--		0	\$0		
	8	1	0	1	0	1	0	0	0	1	0	100.00%		0	\$0		
EOA 8 Urban	1	37	8	45	1	44	8	3	3	41	4	90.24%	\$0	2	\$0	0	
	2	41	7	48	4	44	7	3	3	41	4	90.24%	\$0	1	\$0	0	
	3	21	3	24	0	24	3	1	1	23	2	91.30%		0	\$0		
	4	0	0	0	0	0	0	0	0	0	0	--		0	\$0		
	5	0	0	0	0	0	0	0	0	0	0	--		0	\$0		
	6	0	0	0	0	0	0	0	0	0	0	--		0	\$0		
	7	0	0	0	0	0	0	0	0	0	0	--		0	\$0		
	8	0	0	0	0	0	0	0	0	0	0	--		0	\$0		
EOA 8 Wilderness	1	0	0	0	0	0	0	0	0	0	0	--	\$0	0	\$0	0	
	2	1	0	1	0	1	0	0	0	1	0	100.00%	\$0	0	\$0	0	
	3	0	0	0	0	0	0	0	0	0	0	--		0	\$0		
	4	0	0	0	0	0	0	0	0	0	0	--		0	\$0		
	5	0	0	0	0	0	0	0	0	0	0	--		0	\$0		
	6	0	0	0	0	0	0	0	0	0	0	--		0	\$0		
	7	0	0	0	0	0	0	0	0	0	0	--		0	\$0		
	8	0	0	0	0	0	0	0	0	0	0	--		0	\$0		
EOA 9 Metro	1	54	4	58	0	58	4	2	2	56	2	96.43%	\$0	0	\$0	0	
	2	67	8	75	0	75	8	2	2	73	4	94.52%	\$0	0	\$0	0	
	3	40	1	41	0	41	1	0	0	41	1	97.56%		0	\$0		
	4	0	0	0	0	0	0	0	0	0	0	--		0	\$0		
	5	0	0	0	0	0	0	0	0	0	0	--		0	\$0		
	6	0	0	0	0	0	0	0	0	0	0	--		0	\$0		
	7	0	0	0	0	0	0	0	0	0	0	--		0	\$0		
	8	0	0	0	0	0	0	0	0	0	0	--		0	\$0		
EOA 9 Rural	1	3	0	3	0	3	0	0	0	3	0	100.00%	\$0	0	\$0	0	
	2	4	0	4	0	4	0	0	0	4	0	100.00%	\$0	0	\$0	0	
	3	0	0	0	0	0	0	0	0	0	0	--		0	\$0		
	4	0	0	0	0	0	0	0	0	0	0	--		0	\$0		
	5	0	0	0	0	0	0	0	0	0	0	--		0	\$0		
	6	0	0	0	0	0	0	0	0	0	0	--		0	\$0		
	7	0	0	0	0	0	0	0	0	0	0	--		0	\$0		
	8	0	0	0	0	0	0	0	0	0	0	--		0	\$0		
EOA 9 Suburban	1	5	0	5	0	5	0	0	0	5	0	100.00%	\$0	0	\$0	0	
	2	5	0	5	0	5	0	0	0	5	0	100.00%	\$0	0	\$0	0	
	3	3	0	3	0	3	0	0	0	3	0	100.00%		0	\$0		
	4	0	0	0	0	0	0	0	0	0	0	--		0	\$0		
	5	0	0	0	0	0	0	0	0	0	0	--		0	\$0		
	6	0	0	0	0	0	0	0	0	0	0	--		0	\$0		
	7	0	0	0	0	0	0	0	0	0	0	--		0	\$0		
	8	2	0	2	0	2	0	0	0	2	0	100.00%		0	\$0		
EOA 9 Urban	1	12	2	14	0	14	2	0	0	14	2	85.71%	\$1,000	0	\$1,067	1	
	2	13	2	15	0	15	2	1	1	14	1	92.86%	\$0	0	\$0	0	
	3	7	1	8	0	8	1	0	1	8	0	100.00%		0	\$0		
	4	0	0	0	0	0	0	0	0	0	0	--		0	\$0		

	5	0	0	0	0	0	0	0	0	0	0	--		0	\$0			
	6	0	0	0	0	0	0	0	0	0	0	--		0	\$0			
	7	0	0	0	0	0	0	0	0	0	0	--		0	\$0			
	8	0	0	0	0	0	0	0	0	0	0	--		0	\$0			
	1	0	0	0	0	0	0	0	0	0	0	--	\$0	0	\$0		0	
	2	0	0	0	0	0	0	0	0	0	0	--	\$0	0	\$0		0	
	3	1	0	1	0	1	0	0	0	0	1	100.00%		0	\$0			
EOA 9 Wilderness	4	0	0	0	0	0	0	0	0	0	0	--		0	\$0			
	5	0	0	0	0	0	0	0	0	0	0	--		0	\$0			
	6	0	0	0	0	0	0	0	0	0	0	--		0	\$0			
	7	0	0	0	0	0	0	0	0	0	0	--		0	\$0			
	8	0	0	0	0	0	0	0	0	0	0	--		0	\$0			
	1	126	10	136	0	136	10	2	2	1	134	93.28%	\$0	0	\$0		0	
	2	181	20	201	1	200	20	8	8	0	192	93.75%	\$0	0	\$0		0	
	3	124	4	128	2	126	4	2	2	0	124	98.39%		0	\$0			
EOA 11 Metro	4	0	0	0	0	0	0	0	0	0	0	--		0	\$0			
	5	0	0	0	0	0	0	0	0	0	0	--		0	\$0			
	6	0	0	0	0	0	0	0	0	0	0	--		0	\$0			
	7	0	0	0	0	0	0	0	0	0	0	--		0	\$0			
	8	0	0	0	0	0	0	0	0	0	0	--		0	\$0			
	1	4	0	4	0	4	0	0	0	0	4	100.00%	\$0	0	\$0		0	
	2	6	0	6	0	6	0	0	0	0	6	100.00%	\$0	0	\$0		0	
	3	2	0	2	0	2	0	0	0	0	2	100.00%		0	\$0			
EOA 11 Rural	4	0	0	0	0	0	0	0	0	0	0	--		0	\$0			
	5	0	0	0	0	0	0	0	0	0	0	--		0	\$0			
	6	0	0	0	0	0	0	0	0	0	0	--		0	\$0			
	7	0	0	0	0	0	0	0	0	0	0	--		0	\$0			
	8	2	0	2	0	2	0	0	0	0	2	100.00%		0	\$0			
	1	20	0	20	1	19	0	0	0	0	19	100.00%	\$0	0	\$0		0	
	2	41	1	42	1	41	0	0	0	0	41	100.00%	\$0	0	\$0		0	
	3	12	0	12	0	12	0	0	0	0	12	100.00%		0	\$0			
EOA 11 Suburban	4	0	0	0	0	0	0	0	0	0	0	--		0	\$0			
	5	0	0	0	0	0	0	0	0	0	0	--		0	\$0			
	6	0	0	0	0	0	0	0	0	0	0	--		0	\$0			
	7	0	0	0	0	0	0	0	0	0	0	--		0	\$0			
	8	12	2	14	0	14	2	0	0	1	14	92.86%		0	\$0			
	1	12	0	12	2	10	0	0	0	0	10	100.00%	\$0	0	\$0		0	
	2	10	1	11	0	11	1	1	1	0	10	100.00%	\$0	0	\$0		0	
	3	10	0	10	0	10	0	0	0	0	10	100.00%		0	\$0			
EOA 11 Urban	4	0	0	0	0	0	0	0	0	0	0	--		0	\$0			
	5	0	0	0	0	0	0	0	0	0	0	--		0	\$0			
	6	0	0	0	0	0	0	0	0	0	0	--		0	\$0			
	7	0	0	0	0	0	0	0	0	0	0	--		0	\$0			
	8	0	0	0	0	0	0	0	0	0	0	--		0	\$0			
	1	3	1	4	0	4	1	0	0	1	4	100.00%	\$0	0	\$0		0	
	2	0	0	0	0	0	0	0	0	0	0	--	\$0	0	\$0		0	
	3	0	0	0	0	0	0	0	0	0	0	--		0	\$0			
EOA 11 Wilderness	4	0	0	0	0	0	0	0	0	0	0	--		0	\$0			
	5	0	0	0	0	0	0	0	0	0	0	--		0	\$0			
	6	0	0	0	0	0	0	0	0	0	0	--		0	\$0			
	7	0	0	0	0	0	0	0	0	0	0	--		0	\$0			
	8	0	0	0	0	0	0	0	0	0	0	--		0	\$0			
EOA 1	1										228	0.00%		0	\$0		0	2
	2										342	0.58%		2	\$0		0	2
	3										197	0.00%		0	\$0		0	0
EOA 2	1										59	1.69%		1	\$0		0	2
	2										101	0.00%		0	\$0		0	2
	3										54	0.00%		0	\$0		0	0
EOA 3	1										86	3.49%		3	\$0		0	0
	2										174	4.02%		7	\$0		0	0
	3										88	3.41%		3	\$0		0	0
EOA 4	1										1783	15.48%		276	\$0		2	13
	2										2669	13.34%		356	\$0		2	13
	3										1701	3.47%		59	\$0		2	4
EOA 8	1										218	2.75%		6	\$0		0	5
	2										305	0.66%		2	\$0		0	4
	3										155	0.00%		0	\$0		0	0
EOA 9	1										78	0.00%		0	\$0		0	1
	2										96	0.00%		0	\$0		0	1
	3										53	0.00%		0	\$0		0	0
EOA 11	1										0	--		0	\$0		0	0
	2										0	--		0	\$0		0	0
	3										0	--		0	\$0		0	0
	1	0	0	0	0	0	0	0	0	0	0	--	\$0	0	\$0		0	
	2	0	0	0	0	0	0	0	0	0	0	--	\$0	0	\$0		0	



Kern County - Hall Ambulance Response Compliance and Penalty

Period: Apr 2023

Report Status: In Progress with 163 calls in Working Status

OUT OF SERVICE AREA	3	0	0	0	0	0	0	0	0	0	0	0	--	0	\$0		
	4	0	0	0	0	0	0	0	0	0	0	0	--	0	\$0		
	5	0	0	0	0	0	0	0	0	0	0	0	--	0	\$0		
	6	0	0	0	0	0	0	0	0	0	0	0	--	0	\$0		
	7	0	0	0	0	0	0	0	0	0	0	0	--	0	\$0		
	8	0	0	0	0	0	0	0	0	0	0	0	--	0	\$0		
	1	0	0	0	0	0	0	0	0	0	0	0	--	\$0	0	0	
	2	0	0	0	0	0	0	0	0	0	0	0	--	\$0	0	0	
MUTUAL AID GIVEN	3	0	0	0	0	0	0	0	0	0	0	--	0	\$0			
	4	0	0	0	0	0	0	0	0	0	0	--	0	\$0			
	5	0	0	0	0	0	0	0	0	0	0	--	0	\$0			
	6	0	0	0	0	0	0	0	0	0	0	--	0	\$0			
	7	0	0	0	0	0	0	0	0	0	0	--	0	\$0			
	8	0	0	0	0	0	0	0	0	0	0	--	0	\$0			
																\$14,937	



Zone	Priority	Compliance Reporting 2023/05/01 - 2023/05/31											BLS on ALS		Compliance Period Reporting for repetitive non-Compliance		
		On Time	Late	Total Incidents	Do Not Count	Adjusted Total Incidents	Adjusted Late	Exemptions Requested	Exemptions Approved	Time Corrections Approved	Compliance Calculated Incidents	Compliance Calculated Late	Response Time Compliance	Response Time Penalty	BLS on ALS	Total Fine Assessment	Consecutive Periods Out of Compliance Including Current Period
EOA 1 Metro	1	42	11	53	0	53	11	5	5	0	49	6	87.50%	\$1,000	0	\$1,067	1
	2	72	6	78	1	77	6	0	0	1	77	5	93.51%	\$0	0	\$0	0
	3	47	1	48	0	48	1	0	0	0	48	1	97.92%		0	\$0	
	4	0	0	0	0	0	0	0	0	0	0	0	--		0	\$0	
	5	0	0	0	0	0	0	0	0	0	0	0	--		0	\$0	
	6	0	0	0	0	0	0	0	0	0	0	0	--		0	\$0	
	7	0	0	0	0	0	0	0	0	0	0	0	--		0	\$0	
	8	0	0	0	0	0	0	0	0	0	0	0	--		0	\$0	
EOA 1 Rural	1	4	0	4	0	4	0	0	0	0	4	0	100.00%	\$0	0	\$0	0
	2	3	0	3	0	3	0	0	0	0	3	0	100.00%	\$0	0	\$0	0
	3	0	0	0	0	0	0	0	0	0	0	0	--		0	\$0	
	4	0	0	0	0	0	0	0	0	0	0	0	--		0	\$0	
	5	0	0	0	0	0	0	0	0	0	0	0	--		0	\$0	
	6	0	0	0	0	0	0	0	0	0	0	0	--		0	\$0	
	7	0	0	0	0	0	0	0	0	0	0	0	--		0	\$0	
	8	0	0	0	0	0	0	0	0	0	0	0	--		0	\$0	
EOA 1 Suburban	1	4	0	4	0	4	0	0	0	0	4	0	100.00%	\$0	0	\$0	0
	2	14	1	15	0	15	1	1	1	0	14	0	100.00%	\$0	0	\$0	0
	3	5	0	5	0	5	0	0	0	0	5	0	100.00%		0	\$0	
	4	0	0	0	0	0	0	0	0	0	0	0	--		0	\$0	
	5	0	0	0	0	0	0	0	0	0	0	0	--		0	\$0	
	6	0	0	0	0	0	0	0	0	0	0	0	--		0	\$0	
	7	0	0	0	0	0	0	0	0	0	0	0	--		0	\$0	
	8	0	0	0	0	0	0	0	0	0	0	0	--		0	\$0	
EOA 1 Urban	1	11	1	12	0	12	1	0	0	0	12	1	91.67%	\$0	1	\$0	0
	2	21	5	26	0	26	5	2	2	1	24	2	91.67%	\$0	0	\$0	0
	3	11	1	12	0	12	1	0	0	0	12	1	91.67%		0	\$0	
	4	0	0	0	0	0	0	0	0	0	0	0	--		0	\$0	
	5	0	0	0	0	0	0	0	0	0	0	0	--		0	\$0	
	6	0	0	0	0	0	0	0	0	0	0	0	--		0	\$0	
	7	0	0	0	0	0	0	0	0	0	0	0	--		0	\$0	
	8	0	0	0	0	0	0	0	0	0	0	0	--		0	\$0	
EOA 1 Wilderness	1	0	0	0	0	0	0	0	0	0	0	0	--	\$0	0	\$0	0
	2	1	0	1	0	1	0	0	0	0	1	0	100.00%	\$0	0	\$0	0
	3	0	0	0	0	0	0	0	0	0	0	0	--		0	\$0	
	4	0	0	0	0	0	0	0	0	0	0	0	--		0	\$0	
	5	0	0	0	0	0	0	0	0	0	0	0	--		0	\$0	
	6	0	0	0	0	0	0	0	0	0	0	0	--		0	\$0	
	7	0	0	0	0	0	0	0	0	0	0	0	--		0	\$0	
	8	0	0	0	0	0	0	0	0	0	0	0	--		0	\$0	
EOA 2 Metro	1	26	4	30	0	30	4	2	2	0	28	2	92.86%	\$0	0	\$0	0
	2	66	6	72	0	72	6	1	1	0	71	5	92.96%	\$0	0	\$0	0
	3	49	6	55	0	55	6	2	2	2	53	2	96.23%		0	\$0	
	4	0	0	0	0	0	0	0	0	0	0	0	--		0	\$0	
	5	0	0	0	0	0	0	0	0	0	0	0	--		0	\$0	
	6	0	0	0	0	0	0	0	0	0	0	0	--		0	\$0	
	7	0	0	0	0	0	0	0	0	0	0	0	--		0	\$0	
	8	1	0	1	0	1	0	0	0	0	0	1	0	100.00%		0	\$0
EOA 2 Rural	1	0	0	0	0	0	0	0	0	0	0	0	--	\$0	0	\$0	0
	2	1	0	1	0	1	0	0	0	0	1	0	100.00%	\$0	0	\$0	0
	3	0	0	0	0	0	0	0	0	0	0	0	--		0	\$0	
	4	0	0	0	0	0	0	0	0	0	0	0	--		0	\$0	
	5	0	0	0	0	0	0	0	0	0	0	0	--		0	\$0	
	6	0	0	0	0	0	0	0	0	0	0	0	--		0	\$0	
	7	0	0	0	0	0	0	0	0	0	0	0	--		0	\$0	
	8	0	0	0	0	0	0	0	0	0	0	0	--		0	\$0	
EOA 2 Suburban	1	10	0	10	0	10	0	0	0	0	10	0	100.00%	\$0	0	\$0	0
	2	14	0	14	0	14	0	0	0	0	14	0	100.00%	\$0	1	\$0	0
	3	8	0	8	0	8	0	0	0	0	8	0	100.00%		0	\$0	
	4	0	0	0	0	0	0	0	0	0	0	0	--		0	\$0	
	5	0	0	0	0	0	0	0	0	0	0	0	--		0	\$0	
	6	0	0	0	0	0	0	0	0	0	0	0	--		0	\$0	
	7	0	0	0	0	0	0	0	0	0	0	0	--		0	\$0	
	8	20	3	23	2	21	1	0	0	0	21	1	95.24%		0	\$0	
EOA 2 Urban	1	15	6	21	0	21	6	1	1	1	20	4	80.00%	\$1,000	0	\$1,067	3
	2	13	4	17	0	17	4	0	0	1	17	3	82.35%	\$1,000	0	\$1,067	1
	3	6	2	8	0	8	2	0	0	0	8	2	75.00%		1	\$0	
	4	0	0	0	0	0	0	0	0	0	0	0	--		0	\$0	
	5	0	0	0	0	0	0	0	0	0	0	0	--		0	\$0	
	6	0	0	0	0	0	0	0	0	0	0	0	--		0	\$0	



Kern County - Hall Ambulance Response Compliance and Penalty

Period: May 2023

Report Status: In Progress with 138 calls in Working Status

EOA	1	2	3	4	5	6	7	8	9	10	11	12	13	14	15	16	17	18	19	20	21	22	23	24		
EOA 3 Metro	7	0	0	0	0	0	0	0	0	0	0	0	0	0	0	0	0	0	0	0	0	0	0	0	\$0	
	8	0	0	0	0	0	0	0	0	0	0	0	0	0	0	0	0	0	0	0	0	0	0	0	\$0	
	1	51	10	61	0	61	10	5	5	1	56	4	92.86%	\$0	5	\$0	0								\$0	
	2	97	5	102	0	102	5	1	1	0	101	5	95.05%	\$0	3	\$0	0								\$0	
	3	63	1	64	0	64	1	1	1	0	63	0	100.00%		2	\$0									\$0	
	4	4	0	4	0	4	0	0	0	0	4	0	100.00%		0	\$0									\$0	
	5	0	0	0	0	0	0	0	0	0	0	0	--		0	\$0									\$0	
	6	6	6	12	0	12	6	0	0	0	12	6	50.00%		0	\$0									\$0	
EOA 3 Rural	7	37	11	48	0	48	11	0	0	48	11	77.08%		0	\$0									\$0		
	8	0	0	0	0	0	0	0	0	0	0	--		0	\$0									\$0		
	1	0	0	0	0	0	0	0	0	0	0	0	--	\$0	0	\$0	0							\$0	0	
	2	1	1	2	0	2	1	0	0	1	2	0	100.00%	\$0	0	\$0	0								\$0	0
	3	2	0	2	0	2	0	0	0	0	2	0	100.00%		0	\$0									\$0	
	4	0	0	0	0	0	0	0	0	0	0	0	--		0	\$0									\$0	
	5	0	0	0	0	0	0	0	0	0	0	0	--		0	\$0									\$0	
	6	0	0	0	0	0	0	0	0	0	0	0	--		0	\$0									\$0	
EOA 3 Suburban	7	0	0	0	0	0	0	0	0	0	0	--		0	\$0									\$0		
	8	0	0	0	0	0	0	0	0	0	0	--		0	\$0									\$0		
	1	1	0	1	0	1	0	0	0	0	1	0	100.00%	\$0	0	\$0	0								\$0	0
	2	7	0	7	0	7	0	0	0	0	7	0	100.00%	\$0	0	\$0	0								\$0	0
	3	0	0	0	0	0	0	0	0	0	0	0	--		0	\$0									\$0	
	4	0	0	0	0	0	0	0	0	0	0	0	--		0	\$0									\$0	
	5	0	0	0	0	0	0	0	0	0	0	0	--		0	\$0									\$0	
	6	0	0	0	0	0	0	0	0	0	0	0	--		0	\$0									\$0	
EOA 3 Urban	7	0	0	0	0	0	0	0	0	0	0	--		0	\$0									\$0		
	8	0	0	0	0	0	0	0	0	0	0	--		0	\$0									\$0		
	1	25	2	27	1	26	2	1	1	0	25	1	96.00%	\$0	2	\$0	0								\$0	0
	2	78	4	82	0	82	4	3	3	0	79	1	98.73%	\$0	4	\$0	0								\$0	0
	3	35	2	37	0	37	2	1	1	0	36	1	97.22%		0	\$0									\$0	
	4	0	0	0	0	0	0	0	0	0	0	0	--		0	\$0								\$0		
	5	0	0	0	0	0	0	0	0	0	0	0	--		0	\$0								\$0		
	6	0	1	1	0	1	1	0	0	0	1	1	0.00%		0	\$0									\$0	
EOA 3 Wilderness	7	0	0	0	0	0	0	0	0	0	0	--		0	\$0									\$0		
	8	1	0	1	0	1	0	0	0	0	1	0	100.00%		0	\$0									\$0	
	1	0	0	0	0	0	0	0	0	0	0	0	--	\$0	0	\$0	0							\$0	0	
	2	0	0	0	0	0	0	0	0	0	0	0	--	\$0	0	\$0	0							\$0	0	
	3	0	0	0	0	0	0	0	0	0	0	0	--		0	\$0								\$0		
	4	0	0	0	0	0	0	0	0	0	0	0	--		0	\$0								\$0		
	5	0	0	0	0	0	0	0	0	0	0	0	--		0	\$0								\$0		
	6	0	0	0	0	0	0	0	0	0	0	0	--		0	\$0								\$0		
EOA 4 Metro	7	0	0	0	0	0	0	0	0	0	0	--		0	\$0									\$0		
	8	0	0	0	0	0	0	0	0	0	0	--		0	\$0									\$0		
	1	1583	473	2056	81	1975	450	114	114	0	1861	337	81.89%	\$5,000	423	\$5,334	4							\$5,334	4	
	2	2345	532	2877	57	2820	515	145	145	4	2675	366	86.32%	\$5,000	520	\$5,334	4								\$5,334	4
	3	1782	275	2057	27	2030	270	84	84	3	1946	184	90.54%		95	\$0								\$0		
	4	20	7	27	0	27	7	1	1	0	26	6	76.92%		0	\$0								\$0		
	5	5	0	5	0	5	0	0	0	0	5	0	100.00%		0	\$0								\$0		
	6	75	68	143	0	143	68	0	0	0	143	68	52.45%		0	\$0								\$0		
EOA 4 Rural	7	201	104	305	0	305	104	0	0	305	104	65.90%		0	\$0									\$0		
	8	14	1	15	0	15	1	0	0	0	15	1	93.33%		0	\$0								\$0		
	1	2	1	3	0	3	1	0	0	0	3	1	66.67%	\$1,000	0	\$1,067	1							\$1,067	1	
	2	2	0	2	0	2	0	0	0	0	2	0	100.00%	\$0	1	\$0	0							\$0	0	
	3	1	0	1	0	1	0	0	0	0	1	0	100.00%		0	\$0								\$0		
	4	0	0	0	0	0	0	0	0	0	0	0	--		0	\$0								\$0		
	5	0	0	0	0	0	0	0	0	0	0	0	--		0	\$0								\$0		
	6	0	0	0	0	0	0	0	0	0	0	0	--		0	\$0								\$0		
EOA 4 Suburban	7	0	0	0	0	0	0	0	0	0	0	--		0	\$0								\$0			
	8	0	2	2	2	0	0	0	0	0	0	0	--		0	\$0								\$0		
	1	7	0	7	1	6	0	0	0	0	6	0	100.00%	\$0	0	\$0	0							\$0	0	
	2	15	0	15	0	15	0	0	0	0	15	0	100.00%	\$0	1	\$0	0							\$0	0	
	3	8	1	9	0	9	1	0	0	0	9	1	88.89%		0	\$0								\$0		
	4	0	0	0	0	0	0	0	0	0	0	0	--		0	\$0								\$0		
	5	0	0	0	0	0	0	0	0	0	0	0	--		0	\$0								\$0		
	6	0	0	0	0	0	0	0	0	0	0	0	--		0	\$0								\$0		
EOA 4 Urban	7	0	0	0	0	0	0	0	0	0	0	--		0	\$0									\$0		
	8	1	0	1	0	1	0	0	0	0	1	0	100.00%		0	\$0								\$0		
	1	27	5	32	1	31	4	1	1	0	30	5	83.33%	\$1,000	6	\$1,067	1							\$1,067	1	
	2	46	15	61	3	58	14	2	2	2	56	10	82.14%	\$1,000	14	\$1,067	2							\$1,067	2	
	3	21	9	30	0	30	9	0	0	2	30	7	76.67%		0	\$0								\$0		
	4	0	0	0	0	0	0	0	0	0	0	0	--		0	\$0								\$0		
	5	0	0	0	0	0	0	0	0	0	0	0	--		0	\$0								\$0		
	6	0	0	0	0	0	0	0	0	0	0	0	--		0	\$0								\$0		
EOA 4 Total	1	1	2	0	2	1	0	0	0	2	1	50.00%		0	\$0									\$0		
EOA 3 Total	0	0	0	0	0	0	0	0	0	0	0	--	\$0	0	\$0	0							\$0	0		



Kern County - Hall Ambulance Response Compliance and Penalty

Period: May 2023

Report Status: In Progress with 138 calls in Working Status

EOA	1	2	3	4	5	6	7	8	9	10	11	12	13	14	15	16	17	18	19	20
EOA 9 Urban	5	0	0	0	0	0	0	0	0	0	0	0	0	0	0	0	0	0	0	0
EOA 9 Wilderness	1	2	0	2	0	2	0	0	0	0	2	0	100.00%	\$0	0	\$0	0	0	0	0
EOA 11 Metro	1	115	11	126	0	126	11	1	1	1	125	9	92.80%	\$0	0	\$0	0	0	0	0
EOA 11 Rural	1	7	0	7	0	7	0	0	0	0	7	0	100.00%	\$0	0	\$0	0	0	0	0
EOA 11 Suburban	1	14	0	14	0	14	0	0	0	0	14	0	100.00%	\$0	0	\$0	0	0	0	0
EOA 11 Urban	1	18	2	20	0	20	2	1	1	1	19	0	100.00%	\$0	0	\$0	0	0	0	0
EOA 11 Wilderness	1	0	0	0	0	0	0	0	0	0	0	0	--	\$0	0	\$0	0	0	0	0
EOA 1	1										233		0.43%		1	\$0		0		2
EOA 2	1										326		0.31%		1	\$0		0		2
EOA 3	1										202		0.00%		0	\$0		0		0
EOA 4	1										69		1.45%		1	\$0		0		0
EOA 8	1										82		8.54%		7	\$0		0		4
EOA 9	1										189		3.70%		7	\$0		0		2
EOA 11	1										101		1.98%		2	\$0		0		0
	1										1900		22.58%		429	\$0		2		13
	2										2748		19.51%		536	\$0		2		13
	3										1986		4.78%		95	\$0		2		5
	1										235		1.28%		3	\$0		0		5
	2										359		1.67%		6	\$0		0		4
	3										178		1.12%		2	\$0		0		0
	1										60		3.33%		2	\$0		1		2
	2										103		0.00%		0	\$0		0		1
	3										84		0.00%		0	\$0		0		0
	1										0		--		0	\$0		0		0
	2										0		--		0	\$0		0		0
	3										0		--		0	\$0		0		0
	1										0		--		0	\$0		0		0
	2										0		--		0	\$0		0		0
	3										0		--		0	\$0		0		0
	1										0		--		0	\$0		0		0
	2										0		--		0	\$0		0		0
	3										0		--		0	\$0		0		0



Kern County - Hall Ambulance Response Compliance and Penalty

Period: May 2023

Report Status: In Progress with 138 calls in Working Status

OUT OF SERVICE AREA	3	0	0	0	0	0	0	0	0	0	0	0	--	0	\$0		
	4	0	0	0	0	0	0	0	0	0	0	0	--	0	\$0		
	5	0	0	0	0	0	0	0	0	0	0	0	--	0	\$0		
	6	0	0	0	0	0	0	0	0	0	0	0	--	0	\$0		
	7	0	0	0	0	0	0	0	0	0	0	0	--	0	\$0		
	8	0	0	0	0	0	0	0	0	0	0	0	--	0	\$0		
	1	0	0	0	0	0	0	0	0	0	0	0	--	\$0	0	\$0	0
	2	0	0	0	0	0	0	0	0	0	0	0	--	\$0	0	\$0	0
MUTUAL AID GIVEN	3	0	0	0	0	0	0	0	0	0	0	0	--	0	\$0		
	4	0	0	0	0	0	0	0	0	0	0	0	--	0	\$0		
	5	0	0	0	0	0	0	0	0	0	0	0	--	0	\$0		
	6	0	0	0	0	0	0	0	0	0	0	0	--	0	\$0		
	7	0	0	0	0	0	0	0	0	0	0	0	--	0	\$0		
	8	0	0	0	0	0	0	0	0	0	0	0	--	0	\$0		
																	\$21,338



Kern County - Hall Ambulance Response Compliance and Penalty

Period: Jun 2023 to Jun 2023

Report Status: In Progress with 29 calls in Working Status

Zone	Priority	Compliance Reporting 2023/06/01 - 2023/06/30										Compliance Period Reporting for Repetitive Non-Compliance			
		On Time	Late	Total Incidents	Do Not Count	Adjusted Total Incidents	Adjusted Late	Exemptions Requested	Exemptions Approved	Time Corrections Approved	Compliance Calculated Incidents	Compliance Calculated Late	Response Time Compliance	Response Time Penalty	Consecutive Periods Out of Compliance Including Current Period
EOA 1 Metro	1	26	6	32	0	32	6	5	5	0	27	1	96.30%	\$0	0
	2	41	1	42	0	42	1	0	0	0	42	1	97.62%	\$0	0
	C3A	44	1	45	0	45	1	0	0	0	45	1	97.78%		
	C3B	25	0	25	0	25	0	0	0	0	25	0	100.00%		
	3	27	2	29	0	29	2	1	1	1	28	0	100.00%		
	4	0	0	0	0	0	0	0	0	0	0	0	--		
	5	0	0	0	0	0	0	0	0	0	0	0	--		
	6	0	0	0	0	0	0	0	0	0	0	0	--		
	7	0	0	0	0	0	0	0	0	0	0	0	--		
	8	0	0	0	0	0	0	0	0	0	0	0	--		
10	1	1	2	0	2	1	0	0	1	2	0	100.00%			
EOA 1 Rural	1	4	1	5	1	4	0	0	0	0	4	0	100.00%	\$0	0
	2	3	0	3	0	3	0	0	0	0	3	0	100.00%	\$0	0
	C3A	1	0	1	0	1	0	0	0	0	1	0	100.00%		
	C3B	0	0	0	0	0	0	0	0	0	0	0	--		
	3	0	0	0	0	0	0	0	0	0	0	0	--		
	4	0	0	0	0	0	0	0	0	0	0	0	--		
	5	0	0	0	0	0	0	0	0	0	0	0	--		
	6	0	0	0	0	0	0	0	0	0	0	0	--		
	7	0	0	0	0	0	0	0	0	0	0	0	--		
	8	0	0	0	0	0	0	0	0	0	0	0	--		
10	0	0	0	0	0	0	0	0	0	0	0	--			
EOA 1 Suburban	1	6	0	6	0	6	0	0	0	0	6	0	100.00%	\$0	0
	2	7	0	7	0	7	0	0	0	0	7	0	100.00%	\$0	0
	C3A	4	0	4	0	4	0	0	0	0	4	0	100.00%		
	C3B	5	0	5	0	5	0	0	0	0	5	0	100.00%		
	3	2	0	2	0	2	0	0	0	0	2	0	100.00%		
	4	0	0	0	0	0	0	0	0	0	0	0	--		
	5	0	0	0	0	0	0	0	0	0	0	0	--		
	6	0	0	0	0	0	0	0	0	0	0	0	--		
	7	0	0	0	0	0	0	0	0	0	0	0	--		
	8	0	0	0	0	0	0	0	0	0	0	0	--		
10	0	0	0	0	0	0	0	0	0	0	0	--			
EOA 1 Urban	1	8	1	9	0	9	1	1	1	0	8	0	100.00%	\$0	0
	2	20	0	20	0	20	0	0	0	0	20	0	100.00%	\$0	0
	C3A	0	0	0	0	0	0	0	0	0	0	0	--		
	C3B	1	0	1	0	1	0	0	0	0	1	0	100.00%		
	3	9	0	9	0	9	0	0	0	0	9	0	100.00%		
	4	0	0	0	0	0	0	0	0	0	0	0	--		
	5	0	0	0	0	0	0	0	0	0	0	0	--		
	6	0	1	1	0	1	1	0	0	0	1	1	0.00%		
	7	0	0	0	0	0	0	0	0	0	0	0	--		
	8	0	0	0	0	0	0	0	0	0	0	0	--		
10	0	0	0	0	0	0	0	0	0	0	0	--			
EOA 1 Wilderness	1	0	0	0	0	0	0	0	0	0	0	0	--	\$0	0
	2	0	0	0	0	0	0	0	0	0	0	0	--	\$0	0
	C3A	0	0	0	0	0	0	0	0	0	0	0	--		
	C3B	0	0	0	0	0	0	0	0	0	0	0	--		
	3	0	0	0	0	0	0	0	0	0	0	0	--		
	4	0	0	0	0	0	0	0	0	0	0	0	--		
	5	0	0	0	0	0	0	0	0	0	0	0	--		
	6	0	0	0	0	0	0	0	0	0	0	0	--		
	7	0	0	0	0	0	0	0	0	0	0	0	--		
	8	0	0	0	0	0	0	0	0	0	0	0	--		
10	0	0	0	0	0	0	0	0	0	0	0	--			
EOA 2 Metro	1	17	6	23	3	20	3	0	0	0	20	3	85.00%	\$1,000	1
	2	36	6	42	0	42	6	3	3	0	39	3	92.31%	\$0	0
	C3A	30	1	31	0	31	1	0	0	0	31	1	96.77%		
	C3B	23	3	26	0	26	3	2	2	0	24	1	95.83%		
	3	34	0	34	0	34	0	0	0	0	34	0	100.00%		
	4	0	0	0	0	0	0	0	0	0	0	0	--		
	5	0	0	0	0	0	0	0	0	0	0	0	--		
	6	0	0	0	0	0	0	0	0	0	0	0	--		
7	0	0	0	0	0	0	0	0	0	0	0	--			
8	0	0	0	0	0	0	0	0	0	0	0	--			



													--	\$0	0		
													--	\$0	0		
													--				
													--				
													--				
													--				
													--				
													--				
													--				
													--				
													--				
													--				
													--				
													--				
													--				
													--				
													--				
													87.50%	\$1,000	1	Exempt per 10 call rule	
													100.00%	\$0	0		
													100.00%				
													100.00%				
													--				
													--				
													--				
													100.00%				
													--				
													--				
													100.00%				
													--				
													--				
													100.00%				
													--				
													--				
													100.00%				
													90.00%	\$0	0		
													100.00%				
													100.00%				
													100.00%				
													--				
													--				
													100.00%				
													100.00%				
													86.67%	\$1,000	1		
													100.00%	\$0	0		
													96.61%				
													100.00%				
													100.00%				
													--				
													100.00%				
													72.73%				
													73.77%				
													100.00%				
													--				
													--				
													--				
													--				
													--				
													--				
													--				
													--				
													--				
													--				
													--				
													--				
													--				
													--				
													100.00%				
													100.00%				
													--				
													--				
													--				
													--				
													--				
													--				
													--				
													100.00%	\$0	0		
													98.61%	\$0	0		



EOA	Category	Compliance Metrics										Overall %	Penalty		
		M1	M2	M3	M4	M5	M6	M7	M8	M9	M10		Penalty	Fines	
EOA 3 Urban	C3A	12	0	12	0	12	0	0	0	0	12	0	100.00%		
	C3B	13	0	13	0	13	0	0	0	0	13	0	100.00%		
	3	32	1	33	0	33	1	1	1	0	32	0	100.00%		
	4	0	0	0	0	0	0	0	0	0	0	0	--		
	5	0	0	0	0	0	0	0	0	0	0	0	--		
	6	1	0	1	0	1	0	0	0	0	1	0	100.00%		
	7	0	0	0	0	0	0	0	0	0	0	0	--		
	8	0	0	0	0	0	0	0	0	0	0	0	--		
	9	0	0	0	0	0	0	0	0	0	0	0	--		
	10	0	0	0	0	0	0	0	0	0	0	0	--		
EOA 3 Wilderness	1	0	0	0	0	0	0	0	0	0	0	0	--	\$0	0
	2	0	0	0	0	0	0	0	0	0	0	0	--	\$0	0
	C3A	0	0	0	0	0	0	0	0	0	0	0	--		
	C3B	0	0	0	0	0	0	0	0	0	0	0	--		
	3	0	0	0	0	0	0	0	0	0	0	0	--		
	4	0	0	0	0	0	0	0	0	0	0	0	--		
	5	0	0	0	0	0	0	0	0	0	0	0	--		
	6	0	0	0	0	0	0	0	0	0	0	0	--		
	7	0	0	0	0	0	0	0	0	0	0	0	--		
	8	0	0	0	0	0	0	0	0	0	0	0	--		
10	0	0	0	0	0	0	0	0	0	0	0	--			
EOA 4 Metro	1	966	240	1206	21	1185	219	177	177	2	1008	40	96.03%	\$0	0
	2	1498	206	1704	3	1701	203	171	171	7	1530	25	98.37%	\$0	0
	C3A	1295	164	1459	5	1454	159	133	132	8	1322	19	98.56%		
	C3B	949	188	1137	2	1135	186	149	149	9	986	28	97.16%		
	3	992	107	1099	1	1098	106	75	74	24	1024	8	99.22%		
	4	0	1	1	0	1	1	0	0	1	1	0	100.00%		
	5	12	0	12	0	12	0	0	0	0	12	0	100.00%		
	6	84	70	154	0	154	70	0	0	0	154	70	54.55%		
	7	222	119	341	0	341	119	0	0	0	341	119	65.10%		
	8	7	1	8	0	8	1	0	0	0	8	1	87.50%		
10	29	103	132	0	132	103	28	28	70	104	5	95.19%			
EOA 4 Rural	1	4	0	4	0	4	0	0	0	0	4	0	100.00%	\$0	0
	2	0	0	0	0	0	0	0	0	0	0	0	--	\$0	0
	C3A	1	0	1	0	1	0	0	0	0	1	0	100.00%		
	C3B	1	0	1	0	1	0	0	0	0	1	0	100.00%		
	3	0	0	0	0	0	0	0	0	0	0	0	--		
	4	0	0	0	0	0	0	0	0	0	0	0	--		
	5	0	0	0	0	0	0	0	0	0	0	0	--		
	6	0	0	0	0	0	0	0	0	0	0	0	--		
	7	0	0	0	0	0	0	0	0	0	0	0	--		
	8	0	0	0	0	0	0	0	0	0	0	0	--		
10	0	0	0	0	0	0	0	0	0	0	0	--			
EOA 4 Suburban	1	10	1	11	0	11	1	1	1	0	10	0	100.00%	\$0	0
	2	16	0	16	0	16	0	0	0	0	16	0	100.00%	\$0	0
	C3A	5	0	5	0	5	0	0	0	0	5	0	100.00%		
	C3B	3	0	3	0	3	0	0	0	0	3	0	100.00%		
	3	4	1	5	0	5	1	1	1	0	4	0	100.00%		
	4	0	0	0	0	0	0	0	0	0	0	0	--		
	5	0	0	0	0	0	0	0	0	0	0	0	--		
	6	0	0	0	0	0	0	0	0	0	0	0	--		
	7	0	0	0	0	0	0	0	0	0	0	0	--		
	8	1	0	1	0	1	0	0	0	0	1	0	100.00%		
10	0	0	0	0	0	0	0	0	0	0	0	--			
EOA 4 Urban	1	25	5	30	0	30	5	2	2	2	28	1	96.43%	\$0	0
	2	34	3	37	0	37	3	3	3	0	34	0	100.00%	\$0	0
	C3A	26	2	28	0	28	2	2	2	0	26	0	100.00%		
	C3B	14	1	15	0	15	1	0	0	1	15	0	100.00%		
	3	17	2	19	0	19	2	1	1	1	18	0	100.00%		
	4	0	0	0	0	0	0	0	0	0	0	0	--		
	5	0	0	0	0	0	0	0	0	0	0	0	--		
	6	0	0	0	0	0	0	0	0	0	0	0	--		
	7	0	0	0	0	0	0	0	0	0	0	0	--		
	8	1	0	1	0	1	0	0	0	0	1	0	100.00%		
10	1	1	2	0	2	1	0	0	1	2	0	100.00%			
EOA 4 Other	1	0	0	0	0	0	0	0	0	0	0	0	--	\$0	0
	2	0	0	0	0	0	0	0	0	0	0	0	--	\$0	0
	3	0	0	0	0	0	0	0	0	0	0	0	--		
C3A	0	0	0	0	0	0	0	0	0	0	0	--			
C3B	0	0	0	0	0	0	0	0	0	0	0	--			
3	0	0	0	0	0	0	0	0	0	0	0	--			



Kern County - Hall Ambulance Response Compliance and Penalty

Period: Jun 2023 to Jun 2023

Report Status: In Progress with 29 calls in Working Status

EOA	Station	1	2	3	4	5	6	7	8	9	10	11	12	Compliance %	Penalty	Working
EOA 4 Wilderness	4	0	0	0	0	0	0	0	0	0	0	0	0	--		
	5	0	0	0	0	0	0	0	0	0	0	0	0	--		
	6	0	0	0	0	0	0	0	0	0	0	0	0	--		
	7	0	0	0	0	0	0	0	0	0	0	0	0	--		
	8	0	0	0	0	0	0	0	0	0	0	0	0	--		
EOA 8 Metro	1	54	10	64	0	64	10	2	2	1	62	7	88.71%	\$5,000	4	
	2	91	12	103	0	103	12	4	4	2	99	6	93.94%	\$0	0	
	C3A	80	10	90	2	88	8	5	5	0	83	3	96.39%			
	C3B	78	12	90	0	90	12	7	7	0	83	5	93.98%			
	3	56	6	62	0	62	6	2	2	3	60	1	98.33%			
	4	0	0	0	0	0	0	0	0	0	0	0	--			
	5	7	2	9	0	9	2	1	1	0	8	1	87.50%			
	6	9	6	15	0	15	6	0	0	0	15	6	60.00%			
	7	73	34	107	0	107	34	0	0	0	107	34	68.22%			
	8	0	1	1	0	1	1	0	0	0	1	1	0.00%			
EOA 8 Rural	1	2	0	2	0	2	0	0	0	0	2	0	100.00%	\$0	0	
	2	5	0	5	0	5	0	0	0	0	5	0	100.00%	\$0	0	
	C3A	6	0	6	0	6	0	0	0	0	6	0	100.00%			
	C3B	2	0	2	0	2	0	0	0	0	2	0	100.00%			
	3	1	0	1	0	1	0	0	0	0	1	0	100.00%			
	4	0	0	0	0	0	0	0	0	0	0	0	--			
	5	0	0	0	0	0	0	0	0	0	0	0	--			
	6	0	0	0	0	0	0	0	0	0	0	0	--			
	7	0	0	0	0	0	0	0	0	0	0	0	--			
	8	0	0	0	0	0	0	0	0	0	0	0	--			
EOA 8 Suburban	1	59	4	63	0	63	4	2	2	0	61	2	96.72%	\$0	0	
	2	47	6	53	0	53	6	2	2	0	51	4	92.16%	\$0	0	
	C3A	29	0	29	0	29	0	0	0	0	29	0	100.00%			
	C3B	16	1	17	0	17	1	1	1	0	16	0	100.00%			
	3	17	1	18	0	18	1	1	1	0	17	0	100.00%			
	4	0	0	0	0	0	0	0	0	0	0	0	--			
	5	0	0	0	0	0	0	0	0	0	0	0	--			
	6	0	0	0	0	0	0	0	0	0	0	0	--			
	7	0	0	0	0	0	0	0	0	0	0	0	--			
	8	0	0	0	0	0	0	0	0	0	0	0	--			
EOA 8 Urban	1	26	3	29	0	29	3	0	0	0	29	3	89.66%	\$1,000	1	
	2	15	1	16	0	16	1	1	1	0	15	0	100.00%	\$0	0	
	C3A	20	2	22	0	22	2	0	0	0	22	2	90.91%			
	C3B	8	1	9	0	9	1	1	1	0	8	0	100.00%			
	3	8	4	12	0	12	4	3	3	1	9	0	100.00%			
	4	0	0	0	0	0	0	0	0	0	0	0	--			
	5	0	0	0	0	0	0	0	0	0	0	0	--			
	6	0	0	0	0	0	0	0	0	0	0	0	--			
	7	0	0	0	0	0	0	0	0	0	0	0	--			
	8	0	0	0	0	0	0	0	0	0	0	0	--			
EOA 8 Wilderness	1	0	0	0	0	0	0	0	0	0	0	0	--	\$0	0	
	2	2	1	3	0	3	1	0	1	0	3	0	100.00%	\$0	0	
	C3A	0	0	0	0	0	0	0	0	0	0	0	--			
	C3B	0	0	0	0	0	0	0	0	0	0	0	--			
	3	0	0	0	0	0	0	0	0	0	0	0	--			
	4	0	0	0	0	0	0	0	0	0	0	0	--			
	5	0	0	0	0	0	0	0	0	0	0	0	--			
	6	0	0	0	0	0	0	0	0	0	0	0	--			
	7	0	0	0	0	0	0	0	0	0	0	0	--			
	8	0	0	0	0	0	0	0	0	0	0	0	--			
EOA 9 Metro	1	26	5	31	1	30	4	1	1	0	29	3	89.66%	\$1,000	1	
	2	51	3	54	0	54	3	3	3	0	51	0	100.00%	\$0	0	
	C3A	36	3	39	0	39	3	2	2	0	37	1	97.30%			
	C3B	31	1	32	0	32	1	1	1	0	31	0	100.00%			
	3	46	2	48	0	48	2	1	1	0	47	1	97.87%			
	4	0	0	0	0	0	0	0	0	0	0	0	--			
	5	0	0	0	0	0	0	0	0	0	0	0	--			
	6	0	0	0	0	0	0	0	0	0	0	0	--			



EOA 9 Rural	7	0	0	0	0	0	0	0	0	0	0	0	--		
	8	0	0	0	0	0	0	0	0	0	0	0	--		
	10	0	1	1	0	1	1	1	1	0	0	0	--		
	1	2	0	2	0	2	0	0	0	0	2	0	100.00%	\$0	0
	2	0	1	1	0	1	1	0	0	1	1	0	100.00%	\$0	0
	C3A	0	0	0	0	0	0	0	0	0	0	0	--		
	C3B	1	0	1	0	1	0	0	0	0	1	0	100.00%		
	3	0	0	0	0	0	0	0	0	0	0	0	--		
	4	0	0	0	0	0	0	0	0	0	0	0	--		
	5	0	0	0	0	0	0	0	0	0	0	0	--		
	6	0	0	0	0	0	0	0	0	0	0	0	--		
EOA 9 Suburban	1	1	2	3	1	2	1	0	0	1	2	0	100.00%	\$0	0
	2	3	1	4	0	4	1	1	1	0	3	0	100.00%	\$0	0
	C3A	6	0	6	0	6	0	0	0	0	6	0	100.00%		
	C3B	2	0	2	0	2	0	0	0	0	2	0	100.00%		
	3	1	1	2	0	2	1	1	1	0	1	0	100.00%		
	4	0	0	0	0	0	0	0	0	0	0	0	--		
	5	0	0	0	0	0	0	0	0	0	0	0	--		
	6	0	0	0	0	0	0	0	0	0	0	0	--		
	7	0	0	0	0	0	0	0	0	0	0	0	--		
	8	0	0	0	0	0	0	0	0	0	0	0	--		
	10	0	0	0	0	0	0	0	0	0	0	0	--		
EOA 9 Urban	1	3	0	3	0	3	0	0	0	0	3	0	100.00%	\$0	0
	2	5	0	5	0	5	0	0	0	0	5	0	100.00%	\$0	0
	C3A	9	2	11	0	11	2	2	2	0	9	2	100.00%		
	C3B	5	0	5	0	5	0	0	0	0	5	0	100.00%		
	3	3	2	5	0	5	2	1	1	0	4	1	75.00%		
	4	0	0	0	0	0	0	0	0	0	0	0	--		
	5	0	0	0	0	0	0	0	0	0	0	0	--		
	6	0	0	0	0	0	0	0	0	0	0	0	--		
	7	0	0	0	0	0	0	0	0	0	0	0	--		
	8	0	0	0	0	0	0	0	0	0	0	0	--		
	10	0	1	1	0	1	1	0	0	1	1	0	100.00%		
EOA 9 Wilderness	1	0	0	0	0	0	0	0	0	0	0	0	--	\$0	0
	2	0	0	0	0	0	0	0	0	0	0	0	--	\$0	0
	C3A	0	0	0	0	0	0	0	0	0	0	0	--		
	C3B	0	0	0	0	0	0	0	0	0	0	0	--		
	3	0	0	0	0	0	0	0	0	0	0	0	--		
	4	0	0	0	0	0	0	0	0	0	0	0	--		
	5	0	0	0	0	0	0	0	0	0	0	0	--		
	6	0	0	0	0	0	0	0	0	0	0	0	--		
	7	0	0	0	0	0	0	0	0	0	0	0	--		
	8	0	0	0	0	0	0	0	0	0	0	0	--		
	10	0	0	0	0	0	0	0	0	0	0	0	--		
EOA 11 Metro	1	73	6	79	1	78	5	2	2	1	76	2	97.37%	\$0	0
	2	83	6	89	0	89	6	5	5	0	84	1	98.81%	\$0	0
	C3A	93	5	98	0	98	5	3	3	0	95	2	97.89%		
	C3B	88	0	88	0	88	0	0	0	0	88	0	100.00%		
	3	56	1	57	0	57	1	0	0	0	57	1	98.25%		
	4	0	0	0	0	0	0	0	0	0	0	0	--		
	5	0	0	0	0	0	0	0	0	0	0	0	--		
	6	0	0	0	0	0	0	0	0	0	0	0	--		
	7	0	0	0	0	0	0	0	0	0	0	0	--		
	8	0	0	0	0	0	0	0	0	0	0	0	--		
	10	2	1	3	0	3	1	0	0	1	3	0	100.00%		
EOA 11 Rural	1	3	0	3	0	3	0	0	0	0	3	0	100.00%	\$0	0
	2	4	0	4	0	4	0	0	0	0	4	0	100.00%	\$0	0
	C3A	7	0	7	0	7	0	0	0	0	7	0	100.00%		
	C3B	2	0	2	0	2	0	0	0	0	2	0	100.00%		
	3	1	0	1	0	1	0	0	0	0	1	0	100.00%		
	4	0	0	0	0	0	0	0	0	0	0	0	--		
	5	0	0	0	0	0	0	0	0	0	0	0	--		
	6	0	0	0	0	0	0	0	0	0	0	0	--		
	7	0	0	0	0	0	0	0	0	0	0	0	--		
	8	0	0	0	0	0	0	0	0	0	0	0	--		
	10	0	0	0	0	0	0	0	0	0	0	0	--		



Kern County - Hall Ambulance Response Compliance and Penalty

Period: Jun 2023 to Jun 2023

Report Status: In Progress with 29 calls in Working Status

EOA 11 Suburban	1	11	0	11	0	11	0	0	0	0	11	0	100.00%	\$0	0
	2	18	3	21	0	21	3	0	0	0	21	3	85.71%	\$1,000	1
	C3A	6	0	6	0	6	0	0	0	0	6	0	100.00%		
	C3B	9	0	9	0	9	0	0	0	0	9	0	100.00%		
	3	6	0	6	0	6	0	0	0	0	6	0	100.00%		
	4	0	0	0	0	0	0	0	0	0	0	0	--		
	5	0	0	0	0	0	0	0	0	0	0	0	--		
	6	0	0	0	0	0	0	0	0	0	0	0	--		
	7	0	0	0	0	0	0	0	0	0	0	0	--		
	8	7	0	7	0	7	0	0	0	0	7	0	100.00%		
10	0	0	0	0	0	0	0	0	0	0	0	--			
EOA 11 Urban	1	7	0	7	0	7	0	0	0	0	7	0	100.00%	\$0	0
	2	6	1	7	0	7	1	1	1	0	6	0	100.00%	\$0	0
	C3A	6	0	6	0	6	0	0	0	0	6	0	100.00%		
	C3B	4	0	4	0	4	0	0	0	0	4	0	100.00%		
	3	2	0	2	0	2	0	0	0	0	2	0	100.00%		
	4	0	0	0	0	0	0	0	0	0	0	0	--		
	5	0	0	0	0	0	0	0	0	0	0	0	--		
	6	0	0	0	0	0	0	0	0	0	0	0	--		
	7	0	0	0	0	0	0	0	0	0	0	0	--		
	8	0	0	0	0	0	0	0	0	0	0	0	--		
10	0	0	0	0	0	0	0	0	0	0	0	--			
EOA 11 Wilderness	1	2	0	2	0	2	0	0	0	0	2	0	100.00%	\$0	0
	2	0	0	0	0	0	0	0	0	0	0	0	--	\$0	0
	C3A	0	0	0	0	0	0	0	0	0	0	0	--		
	C3B	1	0	1	0	1	0	0	0	0	1	0	100.00%		
	3	0	0	0	0	0	0	0	0	0	0	0	--		
	4	0	0	0	0	0	0	0	0	0	0	0	--		
	5	0	0	0	0	0	0	0	0	0	0	0	--		
	6	0	0	0	0	0	0	0	0	0	0	0	--		
	7	0	0	0	0	0	0	0	0	0	0	0	--		
	8	0	0	0	0	0	0	0	0	0	0	0	--		
10	0	0	0	0	0	0	0	0	0	0	0	--			
OUT OF SERVICE AREA	1	0	0	0	0	0	0	0	0	0	0	0	--	\$0	0
	2	0	2	2	2	0	0	0	0	0	0	0	--	\$0	0
	C3A	0	0	0	0	0	0	0	0	0	0	0	--		
	C3B	0	0	0	0	0	0	0	0	0	0	0	--		
	3	0	0	0	0	0	0	0	0	0	0	0	--		
	4	0	0	0	0	0	0	0	0	0	0	0	--		
	5	0	0	0	0	0	0	0	0	0	0	0	--		
	6	0	0	0	0	0	0	0	0	0	0	0	--		
	7	0	0	0	0	0	0	0	0	0	0	0	--		
	8	0	0	0	0	0	0	0	0	0	0	0	--		
10	0	0	0	0	0	0	0	0	0	0	0	--			
MUTUAL AID GIVEN	1	0	0	0	0	0	0	0	0	0	0	0	--	\$0	0
	2	0	0	0	0	0	0	0	0	0	0	0	--	\$0	0
	C3A	0	0	0	0	0	0	0	0	0	0	0	--		
	C3B	0	0	0	0	0	0	0	0	0	0	0	--		
	3	0	0	0	0	0	0	0	0	0	0	0	--		
	4	0	0	0	0	0	0	0	0	0	0	0	--		
	5	0	0	0	0	0	0	0	0	0	0	0	--		
	6	0	0	0	0	0	0	0	0	0	0	0	--		
	7	0	0	0	0	0	0	0	0	0	0	0	--		
	8	0	0	0	0	0	0	0	0	0	0	0	--		
10	0	0	0	0	0	0	0	0	0	0	0	--			
TOTAL:														\$44,000	\$10,000 Adjusted by EMS per 10 call rule



Zone	Priority	On Time	Late	Total Incidents	Do Not Count	Adjusted Total Incidents	Adjusted Late	Exemptions Requested	Exemptions Approved	Time Corrections Approved	Compliance Calculated Incidents	Compliance Calculated Late	Response Time Compliance	Response Time Penalty	Consecutive Periods Out of Compliance Including Current Period	Out of Compliance Count for 12 Periods Including Current Period	
EOA 1 Metro	1	18	2	20	0	20	2	1	1	0	19	1	94.74%	\$0	0	0.95	
	2	35	1	36	0	36	1	0	0	0	36	1	97.22%	\$0	0	0.97	
	C3A	37	0	37	0	37	0	0	0	0	37	0	100.00%			1.00	
	C3B	34	1	35	0	35	1	0	0	1	35	0	100.00%			1.00	
	3	20	0	20	0	20	0	0	0	0	20	0	100.00%			1.00	
EOA 1 Rural	8	0	2	2	0	2	0	0	0	0	2	0	100.00%			1.00	
	1	8	0	8	0	8	0	0	0	0	8	0	100.00%	\$0	0	1.00	
	2	6	0	6	0	6	0	0	0	0	6	0	100.00%	\$0	0	1.00	
	C3A	2	0	2	0	2	0	0	0	0	2	0	100.00%			1.00	
EOA 1 Suburban	C3B	1	0	1	0	1	0	0	0	0	1	0	100.00%			1.00	
	1	4	0	4	0	4	0	0	0	0	4	0	100.00%	\$0	0	1.00	
	2	8	0	8	0	8	0	0	0	0	8	0	100.00%	\$0	0	1.00	
	C3A	9	0	9	0	9	0	0	0	0	9	0	100.00%			1.00	
	C3B	6	0	6	0	6	0	0	0	0	6	0	100.00%			1.00	
EOA 1 Urban	3	1	0	1	0	1	0	0	0	0	1	0	100.00%			1.00	
	1	3	1	4	0	4	1	1	1	0	3	0	100.00%	\$0	0	1.00	
	2	11	3	14	0	14	3	2	2	1	12	0	100.00%	\$0	0	1.00	
	C3A	8	0	8	0	8	0	0	0	0	8	0	100.00%			1.00	
EOA 2 Metro	3	7	0	7	0	7	0	0	0	0	7	0	100.00%			1.00	
	1	16	1	17	0	17	1	1	1	0	16	0	100.00%	\$0	0	1.00	
	2	36	3	39	0	39	3	3	3	0	36	0	100.00%	\$0	0	1.00	
	C3A	30	1	31	0	31	1	1	1	0	30	0	100.00%			1.00	
	C3B	10	1	11	0	11	1	0	0	1	11	0	100.00%			1.00	
	3	25	0	25	0	25	0	0	0	0	25	0	100.00%			1.00	
EOA 2 Rural	8	1	0	1	0	1	0	0	0	0	1	0	100.00%			1.00	
	10	0	1	1	0	1	1	0	0	1	1	0	100.00%			1.00	
	1	1	0	1	0	1	0	0	0	0	1	0	100.00%	\$0	0	1.00	
	C3B	1	0	1	0	1	0	0	0	0	1	0	100.00%			1.00	
EOA 2 Suburban	1	9	0	9	0	9	0	0	0	0	9	0	100.00%	\$0	0	1.00	
	2	7	0	7	0	7	0	0	0	0	7	0	100.00%	\$0	0	1.00	
	C3B	8	1	9	0	9	1	1	1	0	8	0	100.00%			1.00	
	3	3	0	3	0	3	0	0	0	0	3	0	100.00%			1.00	
EOA 2 Urban	1	10	2	12	0	12	2	1	1	0	11	1	90.91%	\$0	0	0.91	
	2	11	5	16	0	16	5	1	1	0	15	4	73.33%	\$1,000	1	0.73	
	C3A	12	0	12	0	12	0	0	0	0	12	0	100.00%			1.00	
	C3B	3	0	3	0	3	0	0	0	0	3	0	100.00%			1.00	
	1	48	4	52	0	52	4	2	2	0	50	2	96.00%	\$0	0	0.96	
EOA 3 Metro	2	66	3	69	0	69	3	3	3	0	66	0	100.00%	\$0	0	1.00	
	C3A	50	1	51	0	51	1	1	1	0	50	0	100.00%			1.00	
	C3B	33	1	34	0	34	1	1	1	0	33	0	100.00%			1.00	
	3	39	2	41	0	41	2	2	2	0	39	0	100.00%			1.00	
	5	3	0	3	0	3	0	0	0	0	3	0	100.00%			1.00	
	6	5	5	10	0	10	5	0	0	0	10	5	50.00%			0.50	
	7	43	17	60	0	60	17	0	0	0	60	17	71.67%			0.72	
	8	1	0	1	0	1	0	0	0	0	1	0	100.00%			1.00	
	10	0	5	5	0	5	5	1	1	4	4	0	100.00%			1.00	
	EOA 3 Suburban	1	3	0	3	0	3	0	0	0	0	3	0	100.00%	\$0	0	1.00
2		3	0	3	0	3	0	0	0	0	3	0	100.00%	\$0	0	1.00	
C3A		1	0	1	0	1	0	0	0	0	1	0	100.00%			1.00	
3		1	0	1	0	1	0	0	0	0	1	0	100.00%			1.00	
1		35	0	35	0	35	0	0	0	0	35	0	100.00%	\$0	0	1.00	
EOA 3 Urban	2	78	2	80	0	80	2	2	2	0	78	0	100.00%	\$0	0	1.00	
	C3A	22	0	22	0	22	0	0	0	0	22	0	100.00%			1.00	
	C3B	31	0	31	0	31	0	0	0	0	31	0	100.00%			1.00	
	3	34	3	37	0	37	3	2	2	1	35	0	100.00%			1.00	
	6	1	0	1	0	1	0	0	0	0	1	0	100.00%			1.00	
	7	1	1	2	0	2	1	0	0	0	2	1	50.00%			0.50	
	8	1	0	1	0	1	0	0	0	0	1	0	100.00%			1.00	
	10	0	1	1	0	1	1	0	0	1	1	0	100.00%			1.00	
	EOA 4 Metro	1	1119	196	1315	5	1310	191	158	158	2	1152	31	97.31%	\$0	0	0.97
		2	1708	201	1909	4	1905	197	162	162	4	1743	31	98.22%	\$0	0	0.98
C3A		1347	124	1471	2	1469	122	107	106	6	1363	10	99.27%			0.99	
C3B		1147	187	1334	2	1332	185	148	148	8	1184	29	97.55%			0.98	
3		1139	99	1238	0	1238	99	78	78	17	1160	4	99.66%			1.00	
5		10	0	10	0	10	0	0	0	0	10	0	100.00%			1.00	
6		84	68	152	0	152	68	0	0	1	152	67	55.92%			0.56	
7		231	98	329	0	329	98	0	0	0	329	98	70.21%			0.70	
10		51	126	177	0	177	126	2	2	123	175	1	99.43%			0.99	
1		2	3	5	2	3	1	0	0	0	1	3	0	100.00%	\$0	0	1.00



EOA 4 Rural	2	0	1	1	0	1	1	1	1	0	0	0	\$0	0	1.00	
	C3A	1	0	1	0	1	0	0	0	0	1	0	100.00%		1.00	
	3	1	1	2	0	2	1	1	0	1	0	100.00%		1.00		
EOA 4 Suburban	1	7	0	7	0	7	0	0	0	0	7	0	100.00%	\$0	0	1.00
	2	21	0	21	0	21	0	0	0	0	21	0	100.00%	\$0	0	1.00
	C3A	7	1	8	0	8	1	1	1	0	7	0	100.00%		1.00	
EOA 4 Urban	C3B	3	0	3	0	3	0	0	0	0	3	0	100.00%		1.00	
	3	1	0	1	0	1	0	0	0	0	1	0	100.00%		1.00	
	1	39	4	43	1	42	3	3	3	0	39	0	100.00%	\$0	0	1.00
EOA 4 Metro	2	31	3	34	0	34	3	3	3	0	31	0	100.00%	\$0	0	1.00
	C3A	41	1	42	0	42	1	0	0	1	42	0	100.00%		1.00	
	C3B	15	0	15	0	15	0	0	0	0	15	0	100.00%		1.00	
EOA 8 Rural	3	16	2	18	0	18	2	2	2	0	16	0	100.00%		1.00	
	1	53	15	68	1	67	14	9	9	0	58	5	91.38%	\$0	0	0.91
	2	100	25	125	1	124	24	13	13	4	111	7	93.69%	\$0	0	0.94
	C3A	91	12	103	0	103	12	7	7	1	96	4	96.83%		0.96	
	C3B	67	18	85	0	85	18	14	14	1	71	3	95.77%		0.96	
	3	74	8	82	0	82	8	4	4	1	78	3	96.15%		0.96	
	5	1	0	1	0	1	0	0	0	0	1	0	100.00%		1.00	
	6	7	5	12	0	12	5	0	0	0	12	5	58.33%		0.58	
	7	78	27	105	0	105	27	0	0	0	105	27	74.29%		0.74	
	8	1	0	1	0	1	0	0	0	0	1	0	100.00%		1.00	
EOA 8 Suburban	10	1	2	3	0	3	2	0	0	2	3	0	100.00%		1.00	
	1	4	0	4	0	4	0	0	0	0	4	0	100.00%	\$0	0	1.00
	2	1	0	1	0	1	0	0	0	0	1	0	100.00%	\$0	0	1.00
	C3A	4	0	4	0	4	0	0	0	0	4	0	100.00%		1.00	
EOA 8 Urban	C3B	2	0	2	0	2	0	0	0	0	2	0	100.00%		1.00	
	3	1	0	1	0	1	0	0	0	0	1	0	100.00%		1.00	
	1	47	4	51	0	51	4	2	2	1	49	1	97.96%	\$0	0	0.98
	2	38	3	41	0	41	3	1	1	1	40	1	97.50%	\$0	0	0.98
	C3A	44	3	47	1	46	2	1	1	0	45	1	97.78%		0.98	
EOA 8 Wilderness	C3B	15	2	17	0	17	2	0	0	1	17	1	94.12%		0.94	
	3	11	1	12	0	12	1	1	1	0	11	0	100.00%		1.00	
	10	1	0	1	0	1	0	0	0	0	1	0	100.00%		1.00	
	1	26	3	29	1	28	2	1	1	0	27	1	96.30%	\$0	0	0.96
	2	25	3	28	0	28	3	1	1	1	27	1	96.30%	\$0	0	0.96
EOA 9 Rural	C3A	36	1	37	0	37	1	0	0	0	37	1	97.30%		0.97	
	C3B	20	1	21	0	21	1	1	1	0	20	0	100.00%		1.00	
	3	9	2	11	0	11	2	1	1	0	10	1	90.00%		0.90	
	1	1	0	1	0	1	0	0	0	0	1	0	100.00%	\$0	0	1.00
	C3B	2	0	2	0	2	0	0	0	0	2	0	100.00%		1.00	
EOA 9 Suburban	1	37	5	42	0	42	5	4	4	0	38	1	97.37%	\$0	0	0.97
	2	63	4	67	0	67	4	2	2	1	65	1	98.46%	\$0	0	0.98
	C3A	35	1	36	0	36	1	1	1	0	35	0	100.00%		1.00	
	C3B	32	4	36	0	36	4	3	3	0	33	1	96.97%		0.97	
	3	32	1	33	0	33	1	1	1	0	32	0	100.00%		1.00	
EOA 9 Urban	8	1	0	1	0	1	0	0	0	0	1	0	100.00%		1.00	
	10	1	1	2	0	2	1	1	1	0	1	0	100.00%		1.00	
	1	11	1	12	0	12	1	0	0	0	12	1	91.67%	\$0	0	0.92
	2	3	0	3	0	3	0	0	0	0	3	0	100.00%	\$0	0	1.00
	C3A	9	1	10	0	10	1	0	0	0	10	1	90.00%		0.90	
EOA 9 Wilderness	C3B	2	0	2	0	2	0	0	0	0	2	0	100.00%		1.00	
	3	1	0	1	0	1	0	0	0	0	1	0	100.00%		1.00	
	1	4	0	4	0	4	0	0	0	0	4	0	100.00%	\$0	0	1.00
	2	9	0	9	0	9	0	0	0	0	9	0	100.00%	\$0	0	1.00
	C3A	10	2	12	0	12	2	1	1	0	11	1	90.91%		0.91	
EOA 9 Metro	C3B	4	0	4	0	4	0	0	0	0	4	0	100.00%		1.00	
	3	2	0	2	0	2	0	0	0	0	2	0	100.00%		1.00	
	10	0	1	1	0	1	1	0	0	1	0	100.00%		1.00		
	1	0	1	1	0	1	1	0	0	1	1	0	100.00%	\$0	0	1.00
	1	68	6	74	0	74	6	4	4	2	70	0	100.00%	\$0	0	1.00
EOA 11 Rural	2	109	9	118	0	118	9	5	5	2	113	2	98.23%	\$0	0	0.98
	C3A	118	2	120	0	120	2	1	0	0	119	1	99.16%		0.99	
	C3B	86	4	90	0	90	4	2	2	1	88	1	98.86%		0.99	
	3	59	3	62	0	62	3	1	1	2	61	0	100.00%		1.00	
	8	1	0	1	0	1	0	0	0	0	1	0	100.00%		1.00	
EOA 11 Suburban	10	1	2	3	0	3	2	2	2	0	1	0	100.00%		1.00	
	1	7	0	7	0	7	0	0	0	0	7	0	100.00%	\$0	0	1.00
	2	3	0	3	0	3	0	0	0	0	3	0	100.00%	\$0	0	1.00
	C3A	8	0	8	0	8	0	0	0	0	8	0	100.00%		1.00	
	C3B	2	0	2	0	2	0	0	0	0	2	0	100.00%		1.00	
EOA 11 Metro	3	1	0	1	0	1	0	0	0	0	1	0	100.00%		1.00	
	3	1	0	1	0	1	0	0	0	0	1	0	100.00%		1.00	



EOA 11 Suburban	1	6	1	7	0	7	1	1	1	0	6	0	100.00%	\$0	0		1.00
	2	8	0	8	0	8	0	0	0	0	8	0	100.00%	\$0	0		1.00
	C3A	11	0	11	0	11	0	0	0	0	11	0	100.00%				1.00
	C3B	4	0	4	0	4	0	0	0	0	4	0	100.00%				1.00
EOA 11 Urban	3	3	0	3	0	3	0	0	0	0	3	0	100.00%			1.00	
	1	12	1	13	0	13	1	0	0	1	13	0	100.00%	\$0	0	1.00	
	2	10	2	12	0	12	2	0	0	0	12	2	83.33%	\$1,000	1	0.83	
	C3A	4	0	4	0	4	0	0	0	0	4	0	100.00%			1.00	
EOA 11 Wilderness	C3B	3	0	3	0	3	0	0	0	0	3	0	100.00%			1.00	
	3	3	0	3	0	3	0	0	0	0	3	0	100.00%			1.00	
	2	2	0	2	0	2	0	0	0	0	2	0	100.00%	\$0	0	1.00	
	C3A	1	0	1	0	1	0	0	0	0	1	0	100.00%			1.00	
OUT OF SERVICE AREA	C3B	1	0	1	0	1	0	0	0	0	1	0	100.00%			1.00	
	2	0	2	2	2	0	0	0	0	0	0	0		\$0	0	0.00	

154

148.59
96.49%

EOA2 Suburban	C3A	3	1	4	0	4	1	0	0	0	4	1	75.00%
	8	5	1	6	0	6	1	0	0	0	6	1	83.33%
EOA 11 Suburban	8	2	1	3	0	3	1	0	0	0	3	1	66.67%



Kern County - Hall Ambulance Response Compliance and Penalty

Period: Aug 2023 to Aug 2023

Report Status: In Progress with 22 calls in Working Status

Zone	Priority	Compliance Reporting 2023/08/01 - 2023/08/31													Compliance Period Reporting for Repetitive Non-Compliance	
		On Time	Late	Total Incidents	Do Not Count	Adjusted Total Incidents	Adjusted Late	Exemptions Requested	Exemptions Approved	Time Corrections Approved	Compliance Calculated Incidents	Compliance Calculated Late	Response Time Compliance	Response Time Penalty	Consecutive Periods Out of Compliance Including Current Period	Out of Compliance Count for 12 Periods Including Current Period
EOA 1 Metro	1	28	5	33	0	33	5	3	3	0	30	2	93.33%	\$0	0	0.93
	2	40	5	45	1	44	4	4	4	0	40	0	100.00%	\$0	0	1.00
	C3A	36	4	40	0	40	4	2	2	0	38	2	94.74%			0.95
	C3B	38	1	39	0	39	1	1	1	0	38	0	100.00%			1.00
	3	24	2	26	0	26	2	1	1	0	25	1	96.00%			0.96
	4	0	0	0	0	0	0	0	0	0	0	0				0.00
	5	0	0	0	0	0	0	0	0	0	0	0				0.00
	6	0	0	0	0	0	0	0	0	0	0	0				0.00
	7	0	0	0	0	0	0	0	0	0	0	0				0.00
	8	3	0	3	0	3	0	0	0	0	3	0	100.00%			1.00
10	1	2	3	0	3	2	0	0	2	3	0	100.00%			1.00	
EOA 1 Rural	1	2	0	2	0	2	0	0	0	0	2	0	100.00%	\$0	0	1.00
	2	1	0	1	0	1	0	0	0	0	1	0	100.00%	\$0	0	1.00
	C3A	2	0	2	0	2	0	0	0	0	2	0	100.00%			1.00
	C3B	0	0	0	0	0	0	0	0	0	0	0				0.00
	3	0	0	0	0	0	0	0	0	0	0	0				0.00
	4	0	0	0	0	0	0	0	0	0	0	0				0.00
	5	0	0	0	0	0	0	0	0	0	0	0				0.00
	6	0	0	0	0	0	0	0	0	0	0	0				0.00
	7	0	0	0	0	0	0	0	0	0	0	0				0.00
	8	0	0	0	0	0	0	0	0	0	0	0				0.00
10	0	0	0	0	0	0	0	0	0	0	0				0.00	
EOA 1 Suburban	1	1	0	1	0	1	0	0	0	0	1	0	100.00%	\$0	0	1.00
	2	10	0	10	0	10	0	0	0	0	10	0	100.00%	\$0	0	1.00
	C3A	6	1	7	0	7	1	1	1	0	6	0	100.00%			1.00
	C3B	1	0	1	0	1	0	0	0	0	1	0	100.00%			1.00
	3	4	0	4	0	4	0	0	0	0	4	0	100.00%			1.00
	4	0	0	0	0	0	0	0	0	0	0	0				0.00
	5	0	0	0	0	0	0	0	0	0	0	0				0.00
	6	0	0	0	0	0	0	0	0	0	0	0				0.00
	7	0	0	0	0	0	0	0	0	0	0	0				0.00
	8	0	0	0	0	0	0	0	0	0	0	0				0.00
10	0	0	0	0	0	0	0	0	0	0	0				0.00	
EOA 1 Urban	1	4	1	5	0	5	1	1	1	0	4	0	100.00%	\$0	0	1.00
	2	12	3	15	0	15	3	0	0	0	15	3	80.00%	\$1,000	1	0.80
	C3A	7	0	7	0	7	0	0	0	0	7	0	100.00%			1.00
	C3B	1	0	1	0	1	0	0	0	0	1	0	100.00%			1.00
	3	6	0	6	0	6	0	0	0	0	6	0	100.00%			1.00
	4	0	0	0	0	0	0	0	0	0	0	0				0.00
	5	0	0	0	0	0	0	0	0	0	0	0				0.00
	6	0	0	0	0	0	0	0	0	0	0	0				0.00
	7	0	0	0	0	0	0	0	0	0	0	0				0.00
	8	0	0	0	0	0	0	0	0	0	0	0				0.00
10	0	0	0	0	0	0	0	0	0	0	0				0.00	
EOA 1 Wilderness	1	0	0	0	0	0	0	0	0	0	0	0		\$0	0	0.00
	2	0	0	0	0	0	0	0	0	0	0	0		\$0	0	0.00
	C3A	1	0	1	0	1	0	0	0	0	1	0	100.00%			1.00
	C3B	0	0	0	0	0	0	0	0	0	0	0				0.00
	3	0	0	0	0	0	0	0	0	0	0	0				0.00
	4	0	0	0	0	0	0	0	0	0	0	0				0.00
	5	0	0	0	0	0	0	0	0	0	0	0				0.00
	6	0	0	0	0	0	0	0	0	0	0	0				0.00
	7	0	0	0	0	0	0	0	0	0	0	0				0.00
	8	0	0	0	0	0	0	0	0	0	0	0				0.00
10	0	0	0	0	0	0	0	0	0	0	0				0.00	
EOA 2 Metro	1	15	4	19	0	19	4	2	2	0	17	2	88.24%	\$1,000	1	0.88
	2	29	3	32	0	32	3	1	1	0	31	2	93.55%	\$0	0	0.94
	C3A	26	1	27	0	27	1	1	1	0	26	0	100.00%			1.00
	C3B	20	3	23	0	23	3	2	2	0	21	1	95.24%			0.95
	3	29	1	30	0	30	1	1	1	0	29	0	100.00%			1.00
	4	0	0	0	0	0	0	0	0	0	0	0				0.00
	5	0	0	0	0	0	0	0	0	0	0	0				0.00
	6	0	0	0	0	0	0	0	0	0	0	0				0.00
	7	0	0	0	0	0	0	0	0	0	0	0				0.00
8	1	0	1	0	1	0	0	0	0	1	0	100.00%			1.00	



EOA 2 Rural	10	0	1	1	0	1	1	0	0	1	0	100.00%			1.00	
	1	0	0	0	0	0	0	0	0	0	0		\$0	0	0.00	
	2	1	0	1	0	1	0	0	0	0	1	100.00%	\$0	0	1.00	
	C3A	1	0	1	0	1	0	0	0	1	0	100.00%			1.00	
	C3B	0	0	0	0	0	0	0	0	0	0				0.00	
	3	0	0	0	0	0	0	0	0	0	0				0.00	
	4	0	0	0	0	0	0	0	0	0	0				0.00	
	5	0	0	0	0	0	0	0	0	0	0				0.00	
	6	0	0	0	0	0	0	0	0	0	0				0.00	
	7	0	0	0	0	0	0	0	0	0	0				0.00	
8	0	0	0	0	0	0	0	0	0	0				0.00		
9	0	0	0	0	0	0	0	0	0	0				0.00		
10	0	0	0	0	0	0	0	0	0	0				0.00		
1	7	0	7	0	7	0	0	0	0	7	0	100.00%	\$0	0	1.00	
EOA 2 Suburban	C3A	4	0	4	0	4	0	0	0	4	0	100.00%			1.00	
	C3B	6	1	7	0	7	1	0	0	7	1	85.71%			0.86	
	3	1	1	2	0	2	1	0	1	2	0	100.00%			1.00	
	4	0	0	0	0	0	0	0	0	0	0				0.00	
	5	0	0	0	0	0	0	0	0	0	0				0.00	
	6	0	0	0	0	0	0	0	0	0	0				0.00	
	7	0	0	0	0	0	0	0	0	0	0				0.00	
	8	6	2	8	0	8	2	0	0	8	2	75.00%			0.75	
	9	0	0	0	0	0	0	0	0	0	0				0.00	
	10	0	0	0	0	0	0	0	0	0	0				0.00	
1	10	4	14	0	14	4	1	1	0	13	3	76.92%	\$1,000	1	0.77	
EOA 2 Urban	C3A	6	1	7	0	7	1	1	1	0	6	0	100.00%			1.00
	C3B	7	0	7	0	7	0	0	0	7	0	100.00%			1.00	
	3	4	0	4	0	4	0	0	0	4	0	100.00%			1.00	
	4	0	0	0	0	0	0	0	0	0	0				0.00	
	5	0	0	0	0	0	0	0	0	0	0				0.00	
	6	0	0	0	0	0	0	0	0	0	0				0.00	
	7	0	0	0	0	0	0	0	0	0	0				0.00	
	8	1	0	1	0	1	0	0	0	1	0	100.00%			1.00	
	9	0	1	1	0	1	1	0	1	1	0	100.00%			1.00	
	10	0	0	0	0	0	0	0	0	0	0				0.00	
EOA 3 Metro	1	36	7	43	0	43	7	5	5	0	38	2	94.74%	\$0	0	0.95
	2	71	4	75	0	75	4	4	4	0	71	0	100.00%	\$0	0	1.00
	C3A	64	5	69	0	69	5	4	4	0	65	1	98.46%			0.98
	C3B	31	2	33	0	33	2	2	2	0	31	0	100.00%			1.00
	3	40	1	41	0	41	1	1	1	0	40	0	100.00%			1.00
	4	0	0	0	0	0	0	0	0	0	0				0.00	
	5	3	0	3	0	3	0	0	0	0	0	100.00%			1.00	
	6	8	5	13	0	13	5	0	0	0	3	5	61.54%			0.62
	7	48	28	76	0	76	28	0	0	0	76	28	63.16%			0.63
	8	8	2	10	0	10	2	0	0	0	10	2	80.00%			0.80
9	1	0	1	0	1	0	0	0	0	1	0	100.00%			1.00	
10	0	0	0	0	0	0	0	0	0	0				0.00		
EOA 3 Rural	1	0	0	0	0	0	0	0	0	0	0		\$0	0	0.00	
	2	0	0	0	0	0	0	0	0	0	0		\$0	0	0.00	
	C3A	0	0	0	0	0	0	0	0	0	0				0.00	
	C3B	0	0	0	0	0	0	0	0	0	0				0.00	
	3	0	0	0	0	0	0	0	0	0	0				0.00	
	4	0	0	0	0	0	0	0	0	0	0				0.00	
	5	0	0	0	0	0	0	0	0	0	0				0.00	
	6	0	0	0	0	0	0	0	0	0	0				0.00	
	7	0	0	0	0	0	0	0	0	0	0				0.00	
	8	0	0	0	0	0	0	0	0	0	0				0.00	
9	0	0	0	0	0	0	0	0	0	0				0.00		
10	0	0	0	0	0	0	0	0	0	0				0.00		
EOA 3 Suburban	1	0	1	1	0	1	1	0	0	1	1	0.00%	\$1,000	1	0.00	
	2	1	1	2	0	2	1	0	0	2	1	50.00%	\$1,000	1	0.50	
	C3A	4	0	4	0	4	0	0	0	4	0	100.00%			1.00	
	C3B	0	0	0	0	0	0	0	0	0	0				0.00	
	3	0	0	0	0	0	0	0	0	0	0				0.00	
	4	0	0	0	0	0	0	0	0	0	0				0.00	
	5	0	0	0	0	0	0	0	0	0	0				0.00	
	6	0	0	0	0	0	0	0	0	0	0				0.00	
	7	0	0	0	0	0	0	0	0	0	0				0.00	
	8	0	0	0	0	0	0	0	0	0	0				0.00	
9	0	0	0	0	0	0	0	0	0	0				0.00		
10	0	0	0	0	0	0	0	0	0	0				0.00		
1	37	2	39	0	39	2	1	1	0	38	1	97.37%	\$0	0	0.97	
2	74	3	77	0	77	3	2	2	0	75	1	98.67%	\$0	0	0.99	



Kern County - Hall Ambulance Response Compliance and Penalty

Period: Aug 2023 to Aug 2023

Report Status: In Progress with 22 calls in Working Status

EOA	Category	1	2	3	4	5	6	7	8	9	10	11	12	Compliance %	Penalty	Balance	EOA Rate
EOA 3 Urban	C3A	27	0	27	0	27	0	0	0	0	0	27	0	100.00%			1.00
	C3B	56	2	58	0	58	2	2	2	0	0	56	0	100.00%			1.00
	3	57	0	57	0	57	0	0	0	0	0	57	0	100.00%			1.00
	4	0	0	0	0	0	0	0	0	0	0	0	0				0.00
	5	0	0	0	0	0	0	0	0	0	0	0	0				0.00
	6	1	0	1	0	1	0	0	0	0	0	1	0	100.00%			1.00
	7	1	0	1	0	1	0	0	0	0	0	1	0	100.00%			1.00
	8	2	0	2	0	2	0	0	0	0	0	2	0	100.00%			1.00
	9	0	0	0	0	0	0	0	0	0	0	0	0				0.00
	10	0	0	0	0	0	0	0	0	0	0	0	0				0.00
EOA 3 Wilderness	1	0	0	0	0	0	0	0	0	0	0	0	0		\$0	0	0.00
	2	0	0	0	0	0	0	0	0	0	0	0	0		\$0	0	0.00
	C3A	0	0	0	0	0	0	0	0	0	0	0	0				0.00
	C3B	0	0	0	0	0	0	0	0	0	0	0	0				0.00
	3	0	0	0	0	0	0	0	0	0	0	0	0				0.00
	4	0	0	0	0	0	0	0	0	0	0	0	0				0.00
	5	0	0	0	0	0	0	0	0	0	0	0	0				0.00
	6	0	0	0	0	0	0	0	0	0	0	0	0				0.00
	7	0	0	0	0	0	0	0	0	0	0	0	0				0.00
	8	0	0	0	0	0	0	0	0	0	0	0	0				0.00
9	0	0	0	0	0	0	0	0	0	0	0	0				0.00	
EOA 4 Metro	1	1072	199	1271	7	1264	192	157	157	1	1107	34	96.93%		\$0	0	0.97
	2	1622	236	1858	2	1856	234	192	192	2	1664	40	97.60%		\$0	0	0.98
	C3A	1369	156	1525	1	1524	155	131	131	4	1393	20	98.56%				0.99
	C3B	1060	169	1229	3	1226	166	137	137	4	1089	25	97.70%				0.98
	3	1115	87	1202	1	1201	86	74	74	1	1127	11	99.02%				0.99
	4	0	0	0	0	0	0	0	0	0	0	0	0				0.00
	5	11	0	11	0	11	0	0	0	0	0	11	0	100.00%			1.00
	6	68	75	143	0	143	75	0	0	0	0	143	75	47.55%			0.48
	7	233	122	355	0	355	122	0	0	0	0	355	122	65.63%			0.66
	8	35	7	42	0	42	7	0	0	0	0	42	7	83.33%			0.83
9	45	124	169	0	169	124	5	5	118	164	1	99.39%				0.99	
EOA 4 Rural	1	1	0	1	0	1	0	0	0	0	1	0	100.00%		\$0	0	1.00
	2	0	1	1	0	1	1	1	1	0	0	0	0		\$0	0	0.00
	C3A	0	2	2	0	2	2	1	1	1	1	0	0	100.00%			1.00
	C3B	0	0	0	0	0	0	0	0	0	0	0	0				0.00
	3	0	0	0	0	0	0	0	0	0	0	0	0				0.00
	4	0	0	0	0	0	0	0	0	0	0	0	0				0.00
	5	0	0	0	0	0	0	0	0	0	0	0	0				0.00
	6	0	0	0	0	0	0	0	0	0	0	0	0				0.00
	7	0	0	0	0	0	0	0	0	0	0	0	0				0.00
	8	0	0	0	0	0	0	0	0	0	0	0	0				0.00
EOA 4 Suburban	2	16	0	16	0	16	0	0	0	0	16	0	100.00%		\$0	0	1.00
	C3A	1	1	2	0	2	1	1	1	0	1	0	0	100.00%			1.00
	C3B	2	0	2	0	2	0	0	0	0	2	0	0	100.00%			1.00
	3	3	0	3	0	3	0	0	0	0	3	0	0	100.00%			1.00
	4	0	0	0	0	0	0	0	0	0	0	0	0				0.00
	5	0	0	0	0	0	0	0	0	0	0	0	0				0.00
	6	0	0	0	0	0	0	0	0	0	0	0	0				0.00
	7	0	0	0	0	0	0	0	0	0	0	0	0				0.00
	8	0	0	0	0	0	0	0	0	0	0	0	0				0.00
	9	0	0	0	0	0	0	0	0	0	0	0	0				0.00
EOA 4 Urban	1	31	3	34	0	34	3	1	1	2	33	0	100.00%		\$0	0	1.00
	2	40	5	45	0	45	5	3	3	1	42	1	97.62%		\$0	0	0.98
	C3A	19	0	19	0	19	0	0	0	0	19	0	0	100.00%			1.00
	C3B	18	3	21	0	21	3	2	2	1	19	0	0	100.00%			1.00
	3	12	0	12	0	12	0	0	0	0	12	0	0	100.00%			1.00
	4	0	0	0	0	0	0	0	0	0	0	0	0				0.00
	5	0	0	0	0	0	0	0	0	0	0	0	0				0.00
	6	0	0	0	0	0	0	0	0	0	0	0	0				0.00
	7	0	0	0	0	0	0	0	0	0	0	0	0				0.00
	8	3	0	3	0	3	0	0	0	0	0	3	0	100.00%			1.00
9	1	1	2	0	2	1	0	0	1	2	0	0	100.00%			1.00	
EOA 4 Other	1	0	0	0	0	0	0	0	0	0	0	0	0		\$0	0	0.00
	2	0	0	0	0	0	0	0	0	0	0	0	0		\$0	0	0.00
	C3A	0	0	0	0	0	0	0	0	0	0	0	0				0.00
C3B	0	0	0	0	0	0	0	0	0	0	0	0				0.00	
3	0	0	0	0	0	0	0	0	0	0	0	0				0.00	



EOA Area	Call #	1	2	3	4	5	6	7	8	9	10	11	12	Compliance %	Penalty	Penalty	Penalty
EOA 4 Wilderness	4	0	0	0	0	0	0	0	0	0	0	0	0				0.00
EOA 4 Wilderness	5	0	0	0	0	0	0	0	0	0	0	0	0				0.00
EOA 4 Wilderness	6	0	0	0	0	0	0	0	0	0	0	0	0				0.00
EOA 4 Wilderness	7	0	0	0	0	0	0	0	0	0	0	0	0				0.00
EOA 4 Wilderness	8	0	0	0	0	0	0	0	0	0	0	0	0				0.00
EOA 4 Wilderness	10	0	0	0	0	0	0	0	0	0	0	0	0				0.00
EOA 8 Metro	1	53	13	66	0	66	13	8	8	0	58	5	91.38%	\$0	0		0.91
EOA 8 Metro	2	104	23	127	0	127	23	15	15	1	112	7	93.75%	\$0	0		0.94
EOA 8 Metro	C3A	103	17	120	0	120	17	11	11	1	109	5	95.41%				0.95
EOA 8 Metro	C3B	67	12	79	0	79	12	5	5	1	74	6	91.89%				0.92
EOA 8 Metro	3	83	4	87	0	87	4	3	3	1	84	0	100.00%				1.00
EOA 8 Metro	4	0	0	0	0	0	0	0	0	0	0	0					0.00
EOA 8 Metro	5	5	0	5	0	5	0	0	0	0	5	0	100.00%				1.00
EOA 8 Metro	6	10	1	11	0	11	1	0	0	0	11	1	90.91%				0.91
EOA 8 Metro	7	86	34	120	0	120	34	0	0	0	120	34	71.67%				0.72
EOA 8 Metro	8	3	3	6	0	6	3	0	0	0	6	3	50.00%				0.50
EOA 8 Metro	10	2	4	6	0	6	4	0	0	4	6	0	100.00%				1.00
EOA 8 Rural	1	1	0	1	0	1	0	0	0	0	1	0	100.00%	\$0	0		1.00
EOA 8 Rural	2	2	0	2	0	2	0	0	0	0	2	0	100.00%	\$0	0		1.00
EOA 8 Rural	C3A	11	0	11	0	11	0	0	0	0	11	0	100.00%				1.00
EOA 8 Rural	C3B	3	0	3	0	3	0	0	0	0	3	0	100.00%				1.00
EOA 8 Rural	3	1	0	1	0	1	0	0	0	0	1	0	100.00%				1.00
EOA 8 Rural	4	0	0	0	0	0	0	0	0	0	0	0					0.00
EOA 8 Rural	5	0	0	0	0	0	0	0	0	0	0	0					0.00
EOA 8 Rural	6	0	0	0	0	0	0	0	0	0	0	0					0.00
EOA 8 Rural	7	0	0	0	0	0	0	0	0	0	0	0					0.00
EOA 8 Rural	8	0	0	0	0	0	0	0	0	0	0	0					0.00
EOA 8 Rural	10	0	0	0	0	0	0	0	0	0	0	0					0.00
EOA 8 Suburban	1	36	4	40	0	40	4	1	1	0	39	3	92.31%	\$0	0		0.92
EOA 8 Suburban	2	48	5	53	0	53	5	3	3	0	50	2	96.00%	\$0	0		0.96
EOA 8 Suburban	C3A	27	3	30	0	30	3	0	0	1	30	2	93.33%				0.93
EOA 8 Suburban	C3B	18	2	20	0	20	2	1	1	0	19	1	94.74%				0.95
EOA 8 Suburban	3	14	3	17	0	17	3	2	2	1	15	0	100.00%				1.00
EOA 8 Suburban	4	0	0	0	0	0	0	0	0	0	0	0					0.00
EOA 8 Suburban	5	0	0	0	0	0	0	0	0	0	0	0					0.00
EOA 8 Suburban	6	0	0	0	0	0	0	0	0	0	0	0					0.00
EOA 8 Suburban	7	0	0	0	0	0	0	0	0	0	0	0					0.00
EOA 8 Suburban	8	0	0	0	0	0	0	0	0	0	0	0					0.00
EOA 8 Suburban	10	0	0	0	0	0	0	0	0	0	0	0					0.00
EOA 8 Urban	1	15	1	16	0	16	1	1	1	0	15	0	100.00%	\$0	0		1.00
EOA 8 Urban	2	27	3	30	0	30	3	2	2	1	28	0	100.00%	\$0	0		1.00
EOA 8 Urban	C3A	29	2	31	2	29	0	0	0	0	29	0	100.00%				1.00
EOA 8 Urban	C3B	15	2	17	0	17	2	1	1	0	16	1	93.75%				0.94
EOA 8 Urban	3	15	1	16	0	16	1	1	1	0	15	0	100.00%				1.00
EOA 8 Urban	4	0	0	0	0	0	0	0	0	0	0	0					0.00
EOA 8 Urban	5	0	0	0	0	0	0	0	0	0	0	0					0.00
EOA 8 Urban	6	0	0	0	0	0	0	0	0	0	0	0					0.00
EOA 8 Urban	7	0	0	0	0	0	0	0	0	0	0	0					0.00
EOA 8 Urban	8	0	0	0	0	0	0	0	0	0	0	0					0.00
EOA 8 Urban	10	1	0	1	0	1	0	0	0	0	1	0	100.00%				1.00
EOA 8 Wilderness	1	2	0	2	0	2	0	0	0	0	2	0	100.00%	\$0	0		1.00
EOA 8 Wilderness	2	2	0	2	0	2	0	0	0	0	2	0	100.00%	\$0	0		1.00
EOA 8 Wilderness	C3A	1	0	1	0	1	0	0	0	0	1	0	100.00%				1.00
EOA 8 Wilderness	C3B	3	0	3	0	3	0	0	0	0	3	0	100.00%				1.00
EOA 8 Wilderness	3	0	0	0	0	0	0	0	0	0	0	0					0.00
EOA 8 Wilderness	4	0	0	0	0	0	0	0	0	0	0	0					0.00
EOA 8 Wilderness	5	0	0	0	0	0	0	0	0	0	0	0					0.00
EOA 8 Wilderness	6	0	0	0	0	0	0	0	0	0	0	0					0.00
EOA 8 Wilderness	7	0	0	0	0	0	0	0	0	0	0	0					0.00
EOA 8 Wilderness	8	0	0	0	0	0	0	0	0	0	0	0					0.00
EOA 8 Wilderness	10	0	0	0	0	0	0	0	0	0	0	0					0.00
EOA 9 Metro	1	19	3	22	0	22	3	2	2	0	20	1	95.00%	\$0	0		0.95
EOA 9 Metro	2	50	10	60	0	60	10	8	8	0	52	2	96.15%	\$0	0		0.96
EOA 9 Metro	C3A	33	1	34	0	34	1	0	0	0	34	1	97.06%				0.97
EOA 9 Metro	C3B	34	2	36	0	36	2	2	2	0	34	0	100.00%				1.00
EOA 9 Metro	3	33	2	35	0	35	2	2	2	0	33	0	100.00%				1.00
EOA 9 Metro	4	0	0	0	0	0	0	0	0	0	0	0					0.00
EOA 9 Metro	5	0	0	0	0	0	0	0	0	0	0	0					0.00
EOA 9 Metro	6	1	0	1	0	1	0	0	0	0	1	0	100.00%				1.00



EOA	Call #	1	0	1	0	1	0	0	0	0	0	1	0	100.00%	\$0	0	1.00
EOA 9 Rural	7	1	0	1	0	1	0	0	0	0	0	1	0	100.00%			1.00
	8	1	0	1	0	1	0	0	0	0	0	1	0	100.00%			1.00
	10	1	0	1	0	1	0	0	0	0	0	1	0	100.00%			1.00
	1	0	0	0	0	0	0	0	0	0	0	0	0		\$0	0	0.00
	2	0	0	0	0	0	0	0	0	0	0	0	0		\$0	0	0.00
	C3A	1	0	1	0	1	0	0	0	0	0	1	0	100.00%			1.00
	C3B	0	0	0	0	0	0	0	0	0	0	0	0				0.00
	3	0	0	0	0	0	0	0	0	0	0	0	0				0.00
	4	0	0	0	0	0	0	0	0	0	0	0	0				0.00
	5	0	0	0	0	0	0	0	0	0	0	0	0				0.00
EOA 9 Suburban	1	13	0	13	0	13	0	0	0	0	13	0	100.00%	\$0	0	1.00	
	2	4	1	5	1	4	0	0	0	0	4	0	100.00%	\$0	0	1.00	
	C3A	8	0	8	0	8	0	0	0	0	8	0	100.00%			1.00	
	C3B	2	0	2	0	2	0	0	0	0	2	0	100.00%			1.00	
	3	1	1	2	0	2	1	0	0	1	2	0	100.00%			1.00	
	4	0	0	0	0	0	0	0	0	0	0	0				0.00	
	5	0	0	0	0	0	0	0	0	0	0	0				0.00	
	6	0	0	0	0	0	0	0	0	0	0	0				0.00	
	7	0	0	0	0	0	0	0	0	0	0	0				0.00	
	8	0	0	0	0	0	0	0	0	0	0	0				0.00	
EOA 9 Urban	10	0	0	0	0	0	0	0	0	0	0	0				0.00	
	2	6	1	7	0	7	1	1	1	0	6	0	100.00%	\$0	0	1.00	
	C3A	7	0	7	0	7	0	0	0	0	7	0	100.00%			1.00	
	C3B	7	1	8	0	8	1	1	1	0	7	0	100.00%			1.00	
	3	1	1	2	0	2	1	0	0	0	2	1	50.00%			0.50	
	4	0	0	0	0	0	0	0	0	0	0	0				0.00	
	5	0	0	0	0	0	0	0	0	0	0	0				0.00	
	6	0	0	0	0	0	0	0	0	0	0	0				0.00	
	7	0	0	0	0	0	0	0	0	0	0	0				0.00	
	8	0	0	0	0	0	0	0	0	0	0	0				0.00	
EOA 9 Wilderness	10	1	0	1	0	1	0	0	0	0	1	0	100.00%			1.00	
	1	0	0	0	0	0	0	0	0	0	0	0		\$0	0	0.00	
	2	0	0	0	0	0	0	0	0	0	0	0		\$0	0	0.00	
	C3A	0	0	0	0	0	0	0	0	0	0	0				0.00	
	C3B	0	0	0	0	0	0	0	0	0	0	0				0.00	
	3	0	0	0	0	0	0	0	0	0	0	0				0.00	
	4	0	0	0	0	0	0	0	0	0	0	0				0.00	
	5	0	0	0	0	0	0	0	0	0	0	0				0.00	
	6	0	0	0	0	0	0	0	0	0	0	0				0.00	
	7	0	0	0	0	0	0	0	0	0	0	0				0.00	
EOA 11 Metro	8	0	0	0	0	0	0	0	0	0	0	0				0.00	
	10	0	0	0	0	0	0	0	0	0	0	0				0.00	
	1	52	8	60	1	59	7	5	5	0	54	2	96.30%	\$0	0	0.96	
	2	79	6	85	0	85	6	4	4	1	81	1	98.77%	\$0	0	0.99	
	C3A	86	7	93	0	93	7	4	4	0	89	3	96.63%			0.97	
	C3B	81	5	86	0	86	5	2	2	0	84	3	96.43%			0.96	
	3	57	4	61	0	61	4	0	0	2	61	2	96.72%			0.97	
	4	0	0	0	0	0	0	0	0	0	0	0				0.00	
	5	0	0	0	0	0	0	0	0	0	0	0				0.00	
	6	1	0	1	0	1	0	0	0	0	1	0	100.00%			1.00	
EOA 11 Rural	7	0	0	0	0	0	0	0	0	0	0	0				0.00	
	8	0	4	4	0	4	4	4	0	0	4	4	0.00%			0.00	
	10	0	1	1	0	1	1	0	0	1	1	0	100.00%			1.00	
	1	4	0	4	0	4	0	0	0	0	4	0	100.00%	\$0	0	1.00	
	2	1	0	1	0	1	0	0	0	0	1	0	100.00%	\$0	0	1.00	
	C3A	2	0	2	0	2	0	0	0	0	2	0	100.00%			1.00	
	C3B	1	0	1	0	1	0	0	0	0	1	0	100.00%			1.00	
	3	0	0	0	0	0	0	0	0	0	0	0				0.00	
	4	0	0	0	0	0	0	0	0	0	0	0				0.00	
	5	0	0	0	0	0	0	0	0	0	0	0				0.00	



EOA 11 Suburban	1	9	0	9	0	9	0	0	0	0	9	0	100.00%	\$0	0	1.00			
	2	14	1	15	0	15	1	0	0	1	15	0	100.00%	\$0	0	1.00			
	C3A	11	0	11	0	11	0	0	0	0	11	0	100.00%			1.00			
	C3B	8	2	10	0	10	2	0	0	2	10	0	100.00%			1.00			
	3	7	0	7	0	7	0	0	0	0	7	0	100.00%			1.00			
	4	0	0	0	0	0	0	0	0	0	0	0				0.00			
	5	0	0	0	0	0	0	0	0	0	0	0				0.00			
	6	0	0	0	0	0	0	0	0	0	0	0				0.00			
	7	0	0	0	0	0	0	0	0	0	0	0				0.00			
	8	4	1	5	0	5	1	0	0	0	5	1	80.00%			0.80			
10	0	0	0	0	0	0	0	0	0	0	0				0.00				
EOA 11 Urban	1	8	0	8	0	8	0	0	0	8	0	100.00%	\$0	0	1.00				
	2	6	1	7	0	7	1	0	1	7	0	100.00%	\$0	0	1.00				
	C3A	5	0	5	0	5	0	0	0	5	0	100.00%			1.00				
	C3B	1	0	1	0	1	0	0	0	1	0	100.00%			1.00				
	3	3	0	3	0	3	0	0	0	3	0	100.00%			1.00				
	4	0	0	0	0	0	0	0	0	0	0				0.00				
	5	0	0	0	0	0	0	0	0	0	0				0.00				
	6	0	0	0	0	0	0	0	0	0	0				0.00				
	7	0	0	0	0	0	0	0	0	0	0				0.00				
	8	0	0	0	0	0	0	0	0	0	0				0.00				
EOA 11 Wilderness	1	0	0	0	0	0	0	0	0	0	0		\$0	0	0.00				
	2	1	0	1	0	1	0	0	0	1	0	100.00%	\$0	0	1.00				
	C3A	0	0	0	0	0	0	0	0	0	0				0.00				
	C3B	0	0	0	0	0	0	0	0	0	0				0.00				
	3	0	0	0	0	0	0	0	0	0	0				0.00				
	4	0	0	0	0	0	0	0	0	0	0				0.00				
	5	0	0	0	0	0	0	0	0	0	0				0.00				
	6	0	0	0	0	0	0	0	0	0	0				0.00				
	7	0	0	0	0	0	0	0	0	0	0				0.00				
	8	0	0	0	0	0	0	0	0	0	0				0.00				
OUT OF SERVICE AREA	1	0	0	0	0	0	0	0	0	0	0		\$0	0	0.00				
	2	0	0	0	0	0	0	0	0	0	0		\$0	0	0.00				
	C3A	0	0	0	0	0	0	0	0	0	0				0.00				
	C3B	0	0	0	0	0	0	0	0	0	0				0.00				
	3	0	0	0	0	0	0	0	0	0	0				0.00				
	4	0	0	0	0	0	0	0	0	0	0				0.00				
	5	0	0	0	0	0	0	0	0	0	0				0.00				
	6	0	0	0	0	0	0	0	0	0	0				0.00				
	7	0	0	0	0	0	0	0	0	0	0				0.00				
	8	0	0	0	0	0	0	0	0	0	0				0.00				
MUTUAL AID GIVEN	1	0	0	0	0	0	0	0	0	0	0		\$0	0	0.00				
	2	0	0	0	0	0	0	0	0	0	0		\$0	0	0.00				
	C3A	0	0	0	0	0	0	0	0	0	0				0.00				
	C3B	0	0	0	0	0	0	0	0	0	0				0.00				
	3	0	0	0	0	0	0	0	0	0	0				0.00				
	4	0	0	0	0	0	0	0	0	0	0				0.00				
	5	0	0	0	0	0	0	0	0	0	0				0.00				
	6	0	0	0	0	0	0	0	0	0	0				0.00				
	7	0	0	0	0	0	0	0	0	0	0				0.00				
	8	0	0	0	0	0	0	0	0	0	0				0.00				
TOTAL:													\$9,000			159	\$5,000	Adjusted Fines	150.64
																			94.74%

Exempt per Less than 10 clause

EOA 2 Suburban	2	8	1	9	0	9	1	0	0	0	9	1	88.89%	\$1,000	1
EOA 2 Urban	2	7	1	8	0	8	1	0	0	0	8	1	87.50%	\$1,000	2
EOA 4 Suburban	1	3	2	5	1	4	1	0	0	0	4	1	75.00%	\$1,000	1
EOA 9 Urban	1	4	1	5	0	5	1	0	0	0	5	1	80.00%	\$1,000	1



Kern County - Hall Ambulance Response Compliance and Penalty

Period: Sep 2023 to Sep 2023

Report Status: In Progress with 24 calls in Working Status

Compliance Reporting 2023/09/01 - 2023/09/30														Compliance Period Reporting for Repetitive Non-Compliance		
Zone	Priority	On Time	Late	Total Incidents	Do Not Count	Adjusted Total Incidents	Adjusted Late	Exemptions Requested	Exemptions Approved	Time Corrections Approved	Compliance Calculated Incidents	Compliance Calculated Late	Response Time Compliance	Response Time Penalty	Consecutive Periods Out of Compliance Including Current Period	Out of Compliance Count for 12 Periods Including Current Period
EOA 1 Metro	1	21	1	22	0	22	1	0	0	0	22	1	95.45%	\$0	0	0.95
	2	36	8	44	0	44	8	4	4	1	40	3	92.50%	\$0	0	0.93
	C3A	41	2	43	0	43	2	2	2	0	41	0	100.00%			1.00
	C3B	41	1	42	0	42	1	0	0	1	42	0	100.00%			1.00
	3	24	1	25	0	25	1	1	1	0	24	0	100.00%			1.00
	4	0	0	0	0	0	0	0	0	0	0	0				0.00
	5	0	0	0	0	0	0	0	0	0	0	0				0.00
	6	0	0	0	0	0	0	0	0	0	0	0				0.00
	7	0	0	0	0	0	0	0	0	0	0	0				0.00
	8	2	0	2	0	2	0	0	0	0	0	2	0	100.00%		
10	1	0	1	0	1	0	0	0	0	0	1	0	100.00%			1.00
EOA 1 Rural	1	4	0	4	0	4	0	0	0	0	4	0	100.00%	\$0	0	1.00
	2	1	0	1	0	1	0	0	0	0	1	0	100.00%	\$0	0	1.00
	C3A	3	0	3	0	3	0	0	0	0	3	0	100.00%			1.00
	C3B	0	1	1	0	1	1	1	1	0	0	0				0.00
	3	0	0	0	0	0	0	0	0	0	0	0				0.00
	4	0	0	0	0	0	0	0	0	0	0	0				0.00
	5	0	0	0	0	0	0	0	0	0	0	0				0.00
	6	0	0	0	0	0	0	0	0	0	0	0				0.00
	7	0	0	0	0	0	0	0	0	0	0	0				0.00
	8	0	0	0	0	0	0	0	0	0	0	0				0.00
10	0	0	0	0	0	0	0	0	0	0	0				0.00	
EOA 1 Suburban	1	9	0	9	0	9	0	0	0	0	9	0	100.00%	\$0	0	1.00
	2	5	1	6	0	6	1	1	1	0	5	0	100.00%	\$0	0	1.00
	C3A	6	0	6	0	6	0	0	0	0	6	0	100.00%			1.00
	C3B	4	0	4	0	4	0	0	0	0	4	0	100.00%			1.00
	3	2	0	2	0	2	0	0	0	0	2	0	100.00%			1.00
	4	0	0	0	0	0	0	0	0	0	0	0				0.00
	5	0	0	0	0	0	0	0	0	0	0	0				0.00
	6	0	0	0	0	0	0	0	0	0	0	0				0.00
	7	0	0	0	0	0	0	0	0	0	0	0				0.00
	8	1	0	1	0	1	0	0	0	0	0	1	0	100.00%		
10	0	0	0	0	0	0	0	0	0	0	0				0.00	
EOA 1 Urban	1	2	1	3	0	3	1	0	0	1	3	0	100.00%	\$0	0	1.00
	2	11	3	14	0	14	3	2	2	0	12	1	91.67%	\$0	0	0.92
	C3A	7	0	7	0	7	0	0	0	0	7	0	100.00%			1.00
	C3B	0	0	0	0	0	0	0	0	0	0	0				0.00
	3	6	0	6	0	6	0	0	0	0	6	0	100.00%			1.00
	4	0	0	0	0	0	0	0	0	0	0	0				0.00
	5	0	0	0	0	0	0	0	0	0	0	0				0.00
	6	0	0	0	0	0	0	0	0	0	0	0				0.00
	7	0	0	0	0	0	0	0	0	0	0	0				0.00
	8	0	0	0	0	0	0	0	0	0	0	0				0.00
10	0	0	0	0	0	0	0	0	0	0	0				0.00	
EOA 1 Wilderness	1	0	0	0	0	0	0	0	0	0	0	0		\$0	0	0.00
	2	0	0	0	0	0	0	0	0	0	0	0		\$0	0	0.00
	C3A	0	0	0	0	0	0	0	0	0	0	0				0.00
	C3B	0	0	0	0	0	0	0	0	0	0	0				0.00
	3	0	0	0	0	0	0	0	0	0	0	0				0.00
	4	0	0	0	0	0	0	0	0	0	0	0				0.00
	5	0	0	0	0	0	0	0	0	0	0	0				0.00
	6	0	0	0	0	0	0	0	0	0	0	0				0.00
	7	0	0	0	0	0	0	0	0	0	0	0				0.00
	8	0	0	0	0	0	0	0	0	0	0	0				0.00
10	0	0	0	0	0	0	0	0	0	0	0				0.00	
EOA 2 Metro	1	13	2	15	0	15	2	1	1	0	14	1	92.86%	\$0	0	0.93
	2	27	4	31	0	31	4	3	3	0	28	1	96.43%	\$0	0	0.96
	C3A	20	3	23	0	23	3	2	2	0	21	1	95.24%			0.95
	C3B	16	2	18	0	18	2	1	1	0	17	1	94.12%			0.94
	3	25	1	26	0	26	1	1	1	0	25	0	100.00%			1.00
	4	0	0	0	0	0	0	0	0	0	0	0				0.00
	5	0	0	0	0	0	0	0	0	0	0	0				0.00
	6	0	0	0	0	0	0	0	0	0	0	0				0.00
7	0	0	0	0	0	0	0	0	0	0	0				0.00	
8	3	0	3	0	3	0	0	0	0	0	3	0	100.00%			1.00



Kern County - Hall Ambulance Response Compliance and Penalty

Period: Sep 2023 to Sep 2023

Report Status: In Progress with 24 calls in Working Status

EOA Area	10	1	0	1	0	1	0	0	0	0	0	1	0	100.00%	\$0	0	1.00
EOA 2 Rural	1	0	1	0	1	0	0	0	0	0	0	1	0	100.00%	\$0	0	1.00
	1	0	1	0	1	0	0	0	0	0	0	1	0	100.00%	\$0	0	1.00
	2	0	0	0	0	0	0	0	0	0	0	0	0		\$0	0	0.00
	C3A	0	0	0	0	0	0	0	0	0	0	0	0				0.00
	C3B	0	0	0	0	0	0	0	0	0	0	0	0				0.00
	3	0	0	0	0	0	0	0	0	0	0	0	0				0.00
	4	0	0	0	0	0	0	0	0	0	0	0	0				0.00
	5	0	0	0	0	0	0	0	0	0	0	0	0				0.00
	6	0	0	0	0	0	0	0	0	0	0	0	0				0.00
	7	0	0	0	0	0	0	0	0	0	0	0	0				0.00
	8	0	0	0	0	0	0	0	0	0	0	0	0				0.00
	10	0	0	0	0	0	0	0	0	0	0	0	0				0.00
EOA 2 Suburban	1	8	1	9	0	9	1	1	1	0	0	8	0	100.00%	\$0	0	1.00
	2	13	0	13	0	13	0	0	0	0	0	13	0	100.00%	\$0	0	1.00
	C3A	5	0	5	0	5	0	0	0	0	0	5	0	100.00%			1.00
	C3B	0	0	0	0	0	0	0	0	0	0	0	0				0.00
	3	0	0	0	0	0	0	0	0	0	0	0	0				0.00
	4	0	0	0	0	0	0	0	0	0	0	0	0				0.00
	5	0	0	0	0	0	0	0	0	0	0	0	0				0.00
	6	0	0	0	0	0	0	0	0	0	0	0	0				0.00
	7	0	0	0	0	0	0	0	0	0	0	0	0				0.00
	8	8	3	11	0	11	3	0	0	0	0	11	3	72.73%			0.73
	10	0	0	0	0	0	0	0	0	0	0	0	0				0.00
EOA 2 Urban	1	10	1	11	0	11	1	0	0	0	0	11	1	90.91%	\$0	0	0.91
	C3A	12	1	13	0	13	1	1	1	0	0	12	0	100.00%		3	0.00
	C3B	3	0	3	0	3	0	0	0	0	0	3	0	100.00%			1.00
	3	6	0	6	0	6	0	0	0	0	0	6	0	100.00%			1.00
	4	0	0	0	0	0	0	0	0	0	0	0	0				0.00
	5	0	0	0	0	0	0	0	0	0	0	0	0				0.00
	6	0	0	0	0	0	0	0	0	0	0	0	0				0.00
	7	0	0	0	0	0	0	0	0	0	0	0	0				0.00
	8	0	0	0	0	0	0	0	0	0	0	0	0				0.00
	10	0	0	0	0	0	0	0	0	0	0	0	0				0.00
EOA 3 Metro	1	38	5	43	0	43	5	1	1	0	0	42	4	90.48%	\$0	0	0.90
	2	57	7	64	0	64	7	7	7	0	0	57	0	100.00%	\$0	0	1.00
	C3A	45	3	48	0	48	3	2	2	1	0	46	0	100.00%			1.00
	C3B	30	1	31	0	31	1	0	0	0	0	31	1	96.77%			0.97
	3	54	6	60	0	60	6	5	5	0	0	55	1	98.18%			0.98
	4	0	0	0	0	0	0	0	0	0	0	0	0				0.00
	5	2	0	2	0	2	0	0	0	0	0	2	0	100.00%			1.00
	6	12	8	20	0	20	8	0	0	0	0	20	8	60.00%			0.60
	7	32	18	50	0	50	18	0	0	0	0	50	18	64.00%			0.64
	8	8	1	9	0	9	1	0	0	0	0	9	1	88.89%			0.89
	10	0	1	1	0	1	1	1	1	0	0	0	0				0.00
EOA 3 Rural	1	0	0	0	0	0	0	0	0	0	0	0	0		\$0	0	0.00
	2	0	0	0	0	0	0	0	0	0	0	0	0		\$0	0	0.00
	C3A	0	0	0	0	0	0	0	0	0	0	0	0				0.00
	C3B	1	0	1	0	1	0	0	0	0	0	1	0	100.00%			1.00
	3	0	0	0	0	0	0	0	0	0	0	0	0				0.00
	4	0	0	0	0	0	0	0	0	0	0	0	0				0.00
	5	0	0	0	0	0	0	0	0	0	0	0	0				0.00
	6	0	0	0	0	0	0	0	0	0	0	0	0				0.00
	7	0	0	0	0	0	0	0	0	0	0	0	0				0.00
	8	0	0	0	0	0	0	0	0	0	0	0	0				0.00
	10	0	0	0	0	0	0	0	0	0	0	0	0				0.00
EOA 3 Suburban	1	2	0	2	0	2	0	0	0	0	0	2	0	100.00%	\$0	0	1.00
	2	1	0	1	0	1	0	0	0	0	0	1	0	100.00%	\$0	0	1.00
	C3A	0	0	0	0	0	0	0	0	0	0	0	0				0.00
	C3B	1	0	1	0	1	0	0	0	0	0	1	0	100.00%			1.00
	3	0	0	0	0	0	0	0	0	0	0	0	0				0.00
	4	0	0	0	0	0	0	0	0	0	0	0	0				0.00
	5	0	0	0	0	0	0	0	0	0	0	0	0				0.00
	6	0	0	0	0	0	0	0	0	0	0	0	0				0.00
	7	0	0	0	0	0	0	0	0	0	0	0	0				0.00
	8	0	0	0	0	0	0	0	0	0	0	0	0				0.00
	10	0	0	0	0	0	0	0	0	0	0	0	0				0.00
	1	43	2	45	0	45	2	2	2	0	0	43	0	100.00%	\$0	0	1.00
	2	56	4	60	0	60	4	2	2	0	0	58	2	96.55%	\$0	0	0.97



EOA 3 Urban	C3A	21	1	22	0	22	1	1	1	0	21	0	100.00%					1.00
	C3B	41	0	41	0	41	0	0	0	0	41	0	100.00%					1.00
	3	50	3	53	0	53	3	1	1	0	52	2	96.15%					0.96
	4	0	0	0	0	0	0	0	0	0	0	0						0.00
	5	0	0	0	0	0	0	0	0	0	0	0						0.00
	6	0	0	0	0	0	0	0	0	0	0	0						0.00
	7	0	0	0	0	0	0	0	0	0	0	0						0.00
	8	2	0	2	0	2	0	0	0	0	2	0	100.00%					1.00
	9	0	0	0	0	0	0	0	0	0	0	0						0.00
	10	0	0	0	0	0	0	0	0	0	0	0						0.00
EOA 3 Wilderness	1	0	0	0	0	0	0	0	0	0	0	0		\$0		0		0.00
	2	0	0	0	0	0	0	0	0	0	0	0		\$0		0		0.00
	C3A	0	0	0	0	0	0	0	0	0	0	0						0.00
	C3B	0	0	0	0	0	0	0	0	0	0	0						0.00
	3	0	0	0	0	0	0	0	0	0	0	0						0.00
	4	0	0	0	0	0	0	0	0	0	0	0						0.00
	5	0	0	0	0	0	0	0	0	0	0	0						0.00
	6	0	0	0	0	0	0	0	0	0	0	0						0.00
	7	0	0	0	0	0	0	0	0	0	0	0						0.00
	8	0	0	0	0	0	0	0	0	0	0	0						0.00
10	0	0	0	0	0	0	0	0	0	0	0						0.00	
EOA 4 Metro	1	1003	199	1202	7	1195	192	138	138	4	1057	50	95.27%	\$0		0		0.95
	2	1430	217	1647	6	1641	211	169	169	2	1472	40	97.28%	\$0		0		0.97
	C3A	1246	180	1426	2	1424	178	142	142	9	1282	27	97.89%					0.98
	C3B	949	160	1109	2	1107	158	118	118	4	989	36	96.36%					0.96
	3	1021	120	1141	2	1139	118	99	99	8	1040	11	98.94%					0.99
	4	0	0	0	0	0	0	0	0	0	0	0						0.00
	5	14	1	15	0	15	1	1	1	0	14	0	100.00%					1.00
	6	80	74	154	0	154	74	0	0	0	154	74	51.95%					0.52
	7	196	79	275	0	275	79	0	0	0	275	79	71.27%					0.71
	8	55	3	58	0	58	3	0	0	0	58	3	94.83%					0.95
10	83	100	183	0	183	100	2	2	98	181	0	100.00%					1.00	
EOA 4 Rural	1	5	0	5	0	5	0	0	0	0	5	0	100.00%	\$0		0		1.00
	2	0	0	0	0	0	0	0	0	0	0	0		\$0		0		0.00
	C3A	1	0	1	0	1	0	0	0	0	1	0	100.00%					1.00
	C3B	1	0	1	0	1	0	0	0	0	1	0	100.00%					1.00
	3	0	0	0	0	0	0	0	0	0	0	0						0.00
	4	0	0	0	0	0	0	0	0	0	0	0						0.00
	5	0	0	0	0	0	0	0	0	0	0	0						0.00
	6	0	0	0	0	0	0	0	0	0	0	0						0.00
	7	0	0	0	0	0	0	0	0	0	0	0						0.00
	8	0	0	0	0	0	0	0	0	0	0	0						0.00
10	0	0	0	0	0	0	0	0	0	0	0						0.00	
EOA 4 Suburban	1	11	0	11	0	11	0	0	0	0	11	0	100.00%	\$0		0		1.00
	2	13	0	13	0	13	0	0	0	0	13	0	100.00%	\$0		0		1.00
	C3A	6	1	7	0	7	1	1	1	0	6	0	100.00%					1.00
	C3B	3	0	3	0	3	0	0	0	0	3	0	100.00%					1.00
	3	8	2	10	0	10	2	1	1	1	9	0	100.00%					1.00
	4	0	0	0	0	0	0	0	0	0	0	0						0.00
	5	0	0	0	0	0	0	0	0	0	0	0						0.00
	6	0	0	0	0	0	0	0	0	0	0	0						0.00
	7	0	0	0	0	0	0	0	0	0	0	0						0.00
	8	0	0	0	0	0	0	0	0	0	0	0						0.00
10	0	0	0	0	0	0	0	0	0	0	0						0.00	
EOA 4 Urban	1	23	3	26	0	26	3	3	3	0	23	0	100.00%	\$0		0		1.00
	2	33	4	37	0	37	4	3	3	1	34	0	100.00%	\$0		0		1.00
	C3A	19	1	20	0	20	1	1	1	0	19	0	100.00%					1.00
	C3B	23	1	24	0	24	1	1	1	0	23	0	100.00%					1.00
	3	13	2	15	0	15	2	2	2	0	13	0	100.00%					1.00
	4	0	0	0	0	0	0	0	0	0	0	0						0.00
	5	0	0	0	0	0	0	0	0	0	0	0						0.00
	6	0	0	0	0	0	0	0	0	0	0	0						0.00
	7	0	0	0	0	0	0	0	0	0	0	0						0.00
	8	6	1	7	0	7	1	0	0	0	7	1	85.71%					0.86
10	1	3	4	0	4	3	0	0	3	4	0	100.00%					1.00	
EOA 4 Suburban	1	0	0	0	0	0	0	0	0	0	0	0		\$0		0		0.00
	2	0	0	0	0	0	0	0	0	0	0	0		\$0		0		0.00
	C3A	0	0	0	0	0	0	0	0	0	0	0						0.00
EOA 4 Urban	C3B	0	0	0	0	0	0	0	0	0	0	0						0.00
	3	0	0	0	0	0	0	0	0	0	0	0						0.00



Kern County - Hall Ambulance Response Compliance and Penalty

Period: Sep 2023 to Sep 2023

Report Status: In Progress with 24 calls in Working Status

EOA	Day	1	2	3	4	5	6	7	8	9	10	11	12	13	14	15	16	17	18	19	20	21	22	23	24	Compliance %	Penalty	Notes		
EOA 4 Wilderness	1	0	0	0	0	0	0	0	0	0	0	0	0	0	0	0	0	0	0	0	0	0	0	0	0	0	0.00			
	2	0	0	0	0	0	0	0	0	0	0	0	0	0	0	0	0	0	0	0	0	0	0	0	0	0	0.00			
	3	0	0	0	0	0	0	0	0	0	0	0	0	0	0	0	0	0	0	0	0	0	0	0	0	0	0.00			
	4	0	0	0	0	0	0	0	0	0	0	0	0	0	0	0	0	0	0	0	0	0	0	0	0	0	0.00			
	5	0	0	0	0	0	0	0	0	0	0	0	0	0	0	0	0	0	0	0	0	0	0	0	0	0	0.00			
	6	0	0	0	0	0	0	0	0	0	0	0	0	0	0	0	0	0	0	0	0	0	0	0	0	0	0.00			
EOA 8 Metro	1	61	19	80	1	79	18	10	1	69	18	7	89.86%	\$1,000		1											0.90			
	2	93	18	111	0	111	18	11	11	2	100	5	95.00%	\$0		0											0.95			
	C3A	89	15	104	0	104	15	6	6	0	98	9	90.82%														0.91			
	C3B	62	10	72	0	72	10	7	6	0	66	4	93.94%														0.94			
	3	56	11	67	0	67	11	8	8	0	59	3	94.92%														0.95			
	4	0	0	0	0	0	0	0	0	0	0	0	100.00%														0.00			
EOA 8 Rural	5	5	0	5	0	5	0	0	0	0	0	0	100.00%													1.00				
	7	68	26	94	0	94	26	0	0	0	94	26	72.34%													0.72				
	8	4	3	7	0	7	3	0	0	0	7	3	57.14%													1.00				
	10	2	1	3	0	3	1	0	0	1	3	0	100.00%													0				1.00
	1	8	0	8	0	8	0	0	0	0	8	0	100.00%	\$0		0											1.00			
	2	3	1	4	0	4	1	1	1	1	0	3	0	100.00%	\$0		0										1.00			
EOA 8 Suburban	C3A	2	0	2	0	2	0	0	0	0	2	0	100.00%													1.00				1.00
	C3B	3	0	3	0	3	0	0	0	0	3	0	100.00%													1.00				1.00
	3	1	0	1	0	1	0	0	0	0	1	0	100.00%													1.00				1.00
	4	0	0	0	0	0	0	0	0	0	0	0	100.00%													0.00				0.00
	5	0	0	0	0	0	0	0	0	0	0	0	100.00%													0.00				0.00
	6	0	0	0	0	0	0	0	0	0	0	0	100.00%													0.00				0.00
EOA 8 Urban	7	0	0	0	0	0	0	0	0	0	0	0	100.00%													0.00				0.00
	8	0	0	0	0	0	0	0	0	0	0	0	100.00%													0.00				0.00
	9	0	0	0	0	0	0	0	0	0	0	0	100.00%													0.00				0.00
	10	0	1	1	0	1	1	0	0	1	1	0	100.00%													0				1.00
	1	17	1	18	0	18	1	1	1	0	17	0	100.00%	\$0		0										0				1.00
	2	20	2	22	0	22	2	0	0	0	22	2	90.91%	\$0		0										0				0.91
EOA 9 Metro	C3A	29	2	31	0	31	2	1	1	30	0	100.00%													1.00				1.00	
	C3B	10	0	10	0	10	0	0	0	10	0	100.00%													1.00				1.00	
	3	7	0	7	0	7	0	0	0	0	7	0	100.00%												1.00				1.00	
	4	0	0	0	0	0	0	0	0	0	0	0	100.00%												0				0.00	
	5	0	0	0	0	0	0	0	0	0	0	0	100.00%												0				0.00	
	6	0	0	0	0	0	0	0	0	0	0	0	100.00%												0				0.00	
EOA 8 Wilderness	7	0	0	0	0	0	0	0	0	0	0	0	100.00%												0				0.00	
	8	0	0	0	0	0	0	0	0	0	0	0	100.00%												0				0.00	
	9	0	0	0	0	0	0	0	0	0	0	0	100.00%												0				0.00	
	10	0	0	0	0	0	0	0	0	0	0	0	100.00%												0				0.00	
	1	28	1	29	0	29	1	0	0	0	29	1	96.55%	\$0		0										0				0.97
	2	40	9	49	0	49	9	3	3	0	46	6	86.96%	\$1,000		1										0				0.87
EOA 9 Metro	C3A	24	3	27	0	27	3	3	0	24	0	100.00%													0				1.00	
	C3B	23	2	25	0	25	2	2	2	0	23	0	100.00%												0				1.00	
	3	29	4	33	0	33	4	3	3	1	30	0	100.00%												0				1.00	
	4	0	0	0	0	0	0	0	0	0	0	0	100.00%												0				0.00	
	5	0	0	0	0	0	0	0	0	0	0	0	100.00%												0				0.00	
	6	0	0	0	0	0	0	0	0	0	0	0	100.00%												0				0.00	



	7	0	0	0	0	0	0	0	0	0	0	0	0	0				0.00
	8	2	0	2	0	2	0	0	0	0	2	0	100.00%				1.00	
	10	1	2	3	0	3	2	1	1	1	2	0	100.00%				1.00	
EOA 9 Rural	1	0	0	0	0	0	0	0	0	0	0	0		\$0	0		0.00	
	2	1	0	1	0	1	0	0	0	0	1	0	100.00%	\$0	0		1.00	
	C3A	1	0	1	0	1	0	0	0	0	1	0	100.00%				1.00	
	C3B	0	0	0	0	0	0	0	0	0	0	0					0.00	
	3	0	0	0	0	0	0	0	0	0	0	0					0.00	
	4	0	0	0	0	0	0	0	0	0	0	0					0.00	
	5	0	0	0	0	0	0	0	0	0	0	0					0.00	
	6	0	0	0	0	0	0	0	0	0	0	0					0.00	
	7	0	0	0	0	0	0	0	0	0	0	0					0.00	
	8	0	0	0	0	0	0	0	0	0	0	0					0.00	
EOA 9 Suburban	1	5	0	5	0	5	0	0	0	0	5	0	100.00%	\$0	0		1.00	
	2	3	0	3	0	3	0	0	0	0	3	0	100.00%	\$0	0		1.00	
	C3A	3	0	3	0	3	0	0	0	0	3	0	100.00%				1.00	
	C3B	2	0	2	0	2	0	0	0	0	2	0	100.00%				1.00	
	3	3	0	3	0	3	0	0	0	0	3	0	100.00%				1.00	
	4	0	0	0	0	0	0	0	0	0	0	0					0.00	
	5	0	0	0	0	0	0	0	0	0	0	0					0.00	
	6	0	0	0	0	0	0	0	0	0	0	0					0.00	
	7	0	0	0	0	0	0	0	0	0	0	0					0.00	
	8	1	1	2	0	2	1	0	0	0	2	1	50.00%				0.50	
EOA 9 Urban	1	5	0	5	0	5	0	0	0	0	5	0	100.00%	\$0	0		1.00	
	2	4	1	5	0	5	1	1	1	0	4	0	100.00%	\$0	0		1.00	
	C3A	7	1	8	0	8	1	1	1	0	7	0	100.00%				1.00	
	3	3	1	4	0	4	1	0	0	1	4	0	100.00%				1.00	
	4	0	0	0	0	0	0	0	0	0	0	0					0.00	
	5	0	0	0	0	0	0	0	0	0	0	0					0.00	
	6	0	0	0	0	0	0	0	0	0	0	0					0.00	
	7	0	0	0	0	0	0	0	0	0	0	0					0.00	
	8	0	0	0	0	0	0	0	0	0	0	0					0.00	
	10	0	0	0	0	0	0	0	0	0	0	0					0.00	
EOA 9 Wilderness	1	0	0	0	0	0	0	0	0	0	0	0		\$0	0		0.00	
	2	0	0	0	0	0	0	0	0	0	0	0		\$0	0		0.00	
	C3A	1	0	1	0	1	0	0	0	0	1	0	100.00%				1.00	
	C3B	0	0	0	0	0	0	0	0	0	0	0					0.00	
	3	0	0	0	0	0	0	0	0	0	0	0					0.00	
	4	0	0	0	0	0	0	0	0	0	0	0					0.00	
	5	0	0	0	0	0	0	0	0	0	0	0					0.00	
	6	0	0	0	0	0	0	0	0	0	0	0					0.00	
	7	0	0	0	0	0	0	0	0	0	0	0					0.00	
	10	0	0	0	0	0	0	0	0	0	0	0					0.00	
EOA 11 Metro	1	40	4	44	0	44	4	1	1	0	43	3	93.02%	\$0	0		0.93	
	2	90	3	93	0	93	3	2	2	0	91	1	98.90%	\$0	0		0.99	
	C3A	93	5	98	0	98	5	4	4	0	94	1	98.94%				0.99	
	C3B	90	4	94	0	94	4	2	2	0	92	2	97.83%				0.98	
	3	58	4	62	0	62	4	3	3	0	59	1	98.31%				0.98	
	4	0	0	0	0	0	0	0	0	0	0	0					0.00	
	5	0	0	0	0	0	0	0	0	0	0	0					0.00	
	6	0	0	0	0	0	0	0	0	0	0	0					0.00	
	7	0	0	0	0	0	0	0	0	0	0	0					0.00	
	8	3	7	10	0	10	7	0	0	0	10	7	30.00%				0.30	
EOA 11 Rural	10	2	1	3	0	3	1	1	1	0	2	0	100.00%				1.00	
	1	2	0	2	0	2	0	0	0	0	2	0	100.00%	\$0	0		1.00	
	2	5	0	5	0	5	0	0	0	0	5	0	100.00%	\$0	0		1.00	
	C3A	3	0	3	0	3	0	0	0	0	3	0	100.00%				1.00	
	C3B	1	0	1	0	1	0	0	0	0	1	0	100.00%				1.00	
	3	3	0	3	0	3	0	0	0	0	3	0	100.00%				1.00	
	4	0	0	0	0	0	0	0	0	0	0	0					0.00	
	5	0	0	0	0	0	0	0	0	0	0	0					0.00	
	6	0	0	0	0	0	0	0	0	0	0	0					0.00	
	8	2	0	2	0	2	0	0	0	0	2	0	100.00%				1.00	
10	0	0	0	0	0	0	0	0	0	0	0					0.00		



Kern County - Hall Ambulance Response Compliance and Penalty

Period: Sep 2023 to Sep 2023

Report Status: In Progress with 24 calls in Working Status

EOA 11 Suburban	1	15	0	15	0	15	0	0	0	0	15	0	100.00%	\$0	0	1.00
	2	16	0	16	0	16	0	0	0	0	16	0	100.00%	\$0	0	1.00
	C3A	15	0	15	0	15	0	0	0	0	15	0	100.00%			1.00
	C3B	9	0	9	0	9	0	0	0	0	9	0	100.00%			1.00
	3	3	0	3	0	3	0	0	0	0	3	0	100.00%			1.00
	4	0	0	0	0	0	0	0	0	0	0	0				0.00
	5	0	0	0	0	0	0	0	0	0	0	0				0.00
	6	0	0	0	0	0	0	0	0	0	0	0				0.00
	7	0	0	0	0	0	0	0	0	0	0	0				0.00
	8	8	4	12	0	12	4	0	0	0	12	4	66.67%			0.67
10	0	0	0	0	0	0	0	0	0	0	0				0.00	
EOA 11 Urban	1	2	0	2	0	2	0	0	0	2	0	100.00%	\$0	0	1.00	
	2	7	0	7	0	7	0	0	0	7	0	100.00%	\$0	0	1.00	
	C3A	11	0	11	0	11	0	0	0	11	0	100.00%			1.00	
	C3B	8	0	8	0	8	0	0	0	8	0	100.00%			1.00	
	3	8	0	8	0	8	0	0	0	8	0	100.00%			1.00	
	4	0	0	0	0	0	0	0	0	0	0				0.00	
	5	0	0	0	0	0	0	0	0	0	0				0.00	
	6	0	0	0	0	0	0	0	0	0	0				0.00	
	7	0	0	0	0	0	0	0	0	0	0				0.00	
	8	0	0	0	0	0	0	0	0	0	0				0.00	
10	0	0	0	0	0	0	0	0	0	0				0.00		
EOA 11 Wilderness	1	0	0	0	0	0	0	0	0	0	0		\$0	0	0.00	
	2	0	0	0	0	0	0	0	0	0	0		\$0	0	0.00	
	C3A	1	0	1	0	1	0	0	0	1	0	100.00%			1.00	
	C3B	0	0	0	0	0	0	0	0	0	0				0.00	
	3	0	0	0	0	0	0	0	0	0	0				0.00	
	4	0	0	0	0	0	0	0	0	0	0				0.00	
	5	0	0	0	0	0	0	0	0	0	0				0.00	
	6	0	0	0	0	0	0	0	0	0	0				0.00	
	7	0	0	0	0	0	0	0	0	0	0				0.00	
	8	0	0	0	0	0	0	0	0	0	0				0.00	
10	0	0	0	0	0	0	0	0	0	0				0.00		
OUT OF SERVICE AREA	1	0	0	0	0	0	0	0	0	0	0		\$0	0	0.00	
	2	0	0	0	0	0	0	0	0	0	0		\$0	0	0.00	
	C3A	0	0	0	0	0	0	0	0	0	0				0.00	
	C3B	0	0	0	0	0	0	0	0	0	0				0.00	
	3	0	0	0	0	0	0	0	0	0	0				0.00	
	4	0	0	0	0	0	0	0	0	0	0				0.00	
	5	0	0	0	0	0	0	0	0	0	0				0.00	
	6	0	0	0	0	0	0	0	0	0	0				0.00	
	7	0	0	0	0	0	0	0	0	0	0				0.00	
	8	0	0	0	0	0	0	0	0	0	0				0.00	
10	0	0	0	0	0	0	0	0	0	0				0.00		
MUTUAL AID GIVEN	1	0	0	0	0	0	0	0	0	0	0		\$0	0	0.00	
	2	0	0	0	0	0	0	0	0	0	0		\$0	0	0.00	
	C3A	0	0	0	0	0	0	0	0	0	0				0.00	
	C3B	0	0	0	0	0	0	0	0	0	0				0.00	
	3	0	0	0	0	0	0	0	0	0	0				0.00	
	4	0	0	0	0	0	0	0	0	0	0				0.00	
	5	0	0	0	0	0	0	0	0	0	0				0.00	
	6	0	0	0	0	0	0	0	0	0	0				0.00	
	7	0	0	0	0	0	0	0	0	0	0				0.00	
	8	0	0	0	0	0	0	0	0	0	0				0.00	
10	0	0	0	0	0	0	0	0	0	0				0.00		
TOTAL:														\$3,000		
Adjusted Total														\$2,000		

152

145.90
95.99%

EOA 2 Urban	2	6	1	7	0	7	1	0	0	0	7	1	85.71%	\$1,000		
EOA 9 Urban	C3B	7	1	8	0	8	1	0	0	0	8	1	87.50%			
EOA 8 Metro	6	2	1	3	0	3	1	0	0	0	3	1	66.67%			



Zone	Priority	Compliance Reporting 2023/10/01 - 2023/10/31											Compliance Period Reporting for Repetitive Non-Compliance		Out of Compliance Count for 12 Periods Including Current Period	
		On Time	Late	Total Incidents	Do Not Count	Adjusted Total Incidents	Adjusted Late	Exemptions Requested	Exemptions Approved	Time Corrections Approved	Compliance Calculated Incidents	Compliance Calculated Late	Response Time Compliance	Response Time Penalty		Consecutive Periods Out of Compliance Including Current Period
EOA 1 Metro	1	40	5	45	0	45	5	2	2	0	43	3	93.02%	\$0	0	0.93
	2	37	5	42	0	42	5	3	3	0	39	2	94.87%	\$0	0	0.95
	C3A	45	3	48	0	48	3	0	0	0	48	3	93.75%			0.94
	C3B	30	1	31	0	31	1	1	1	0	30	0	100.00%			1.00
	3	44	2	46	0	46	2	2	2	0	44	0	100.00%			1.00
	4	0	0	0	0	0	0	0	0	0	0	0				0.00
	5	0	0	0	0	0	0	0	0	0	0	0				0.00
	6	0	0	0	0	0	0	0	0	0	0	0				0.00
	7	0	0	0	0	0	0	0	0	0	0	0				0.00
	8	2	0	2	0	2	0	0	0	0	0	2	0	100.00%		
10	0	0	0	0	0	0	0	0	0	0	0	0				0.00
EOA 1 Rural	1	3	0	3	0	3	0	0	0	0	3	0	100.00%	\$0	0	1.00
	2	1	0	1	0	1	0	0	0	0	1	0	100.00%	\$0	0	1.00
	C3A	3	0	3	0	3	0	0	0	0	3	0	100.00%			1.00
	C3B	1	1	2	0	2	1	1	1	0	1	0	100.00%			1.00
	3	0	0	0	0	0	0	0	0	0	0	0				0.00
	4	0	0	0	0	0	0	0	0	0	0	0				0.00
	5	0	0	0	0	0	0	0	0	0	0	0				0.00
	6	0	0	0	0	0	0	0	0	0	0	0				0.00
	7	0	0	0	0	0	0	0	0	0	0	0				0.00
	8	0	0	0	0	0	0	0	0	0	0	0				0.00
10	0	0	0	0	0	0	0	0	0	0	0				0.00	
EOA 1 Suburban	1	7	0	7	0	7	0	0	0	0	7	0	100.00%	\$0	0	1.00
	2	9	0	9	0	9	0	0	0	0	9	0	100.00%	\$0	0	1.00
	C3A	7	0	7	0	7	0	0	0	0	7	0	100.00%			1.00
	C3B	1	0	1	0	1	0	0	0	0	1	0	100.00%			1.00
	3	2	0	2	0	2	0	0	0	0	2	0	100.00%			1.00
	4	0	0	0	0	0	0	0	0	0	0	0				0.00
	5	0	0	0	0	0	0	0	0	0	0	0				0.00
	6	0	0	0	0	0	0	0	0	0	0	0				0.00
	7	0	0	0	0	0	0	0	0	0	0	0				0.00
	8	2	2	4	0	4	2	0	0	0	4	2	50.00%			0.50
10	1	0	1	0	1	0	0	0	0	1	0	100.00%			1.00	
EOA 1 Urban	1	3	0	3	0	3	0	0	0	0	3	0	100.00%	\$0	0	1.00
	2	6	0	6	0	6	0	0	0	0	6	0	100.00%	\$0	0	1.00
	C3A	3	0	3	0	3	0	0	0	0	3	0	100.00%			1.00
	C3B	2	1	3	0	3	1	1	1	0	2	0	100.00%			1.00
	4	0	0	0	0	0	0	0	0	0	0	0				0.00
	5	0	0	0	0	0	0	0	0	0	0	0				0.00
	6	0	0	0	0	0	0	0	0	0	0	0				0.00
	7	0	0	0	0	0	0	0	0	0	0	0				0.00
	8	0	0	0	0	0	0	0	0	0	0	0				0.00
	10	0	0	0	0	0	0	0	0	0	0	0				0.00
EOA 1 Wilderness	1	0	0	0	0	0	0	0	0	0	0	0		\$0	0	0.00
	2	0	0	0	0	0	0	0	0	0	0	0		\$0	0	0.00
	C3A	0	0	0	0	0	0	0	0	0	0	0				0.00
	C3B	0	0	0	0	0	0	0	0	0	0	0				0.00
	3	0	0	0	0	0	0	0	0	0	0	0				0.00
	4	0	0	0	0	0	0	0	0	0	0	0				0.00
	5	0	0	0	0	0	0	0	0	0	0	0				0.00
	6	0	0	0	0	0	0	0	0	0	0	0				0.00
	7	0	0	0	0	0	0	0	0	0	0	0				0.00
	8	0	0	0	0	0	0	0	0	0	0	0				0.00
10	0	0	0	0	0	0	0	0	0	0	0				0.00	
EOA 2 Metro	1	20	1	21	0	21	1	0	0	0	21	1	95.24%	\$0	0	0.95
	2	32	3	35	0	35	3	1	1	0	34	2	94.12%	\$0	0	0.94
	C3A	28	1	29	0	29	1	0	0	1	29	0	100.00%			1.00
	C3B	21	1	22	0	22	1	1	1	0	21	0	100.00%			1.00
	3	28	0	28	0	28	0	0	0	0	28	0	100.00%			1.00
	4	0	0	0	0	0	0	0	0	0	0	0				0.00
	5	0	0	0	0	0	0	0	0	0	0	0				0.00
	6	0	0	0	0	0	0	0	0	0	0	0				0.00
	7	1	1	2	0	2	1	0	0	0	2	1	50.00%			0.50
8	2	0	2	0	2	0	0	0	0	2	0	100.00%			1.00	



Kern County - Hall Ambulance Response Compliance and Penalty

Period: Oct 2023 to Oct 2023

Report Status: In Progress with 30 calls in Working Status

EOA 2 Rural	10	2	0	2	0	2	0	0	0	0	2	0	100.00%			1.00
	1	7	0	7	0	7	0	0	0	0	7	0	100.00%	\$0	0	1.00
	2	0	0	0	0	0	0	0	0	0	0	0		\$0	0	0.00
	C3A	1	0	1	0	1	0	0	0	0	1	0	100.00%			1.00
	C3B	0	0	0	0	0	0	0	0	0	0	0				0.00
	3	0	0	0	0	0	0	0	0	0	0	0				0.00
	4	0	0	0	0	0	0	0	0	0	0	0				0.00
	5	0	0	0	0	0	0	0	0	0	0	0				0.00
	6	0	0	0	0	0	0	0	0	0	0	0				0.00
	7	0	0	0	0	0	0	0	0	0	0	0				0.00
8	0	0	0	0	0	0	0	0	0	0	0				0.00	
9	0	0	0	0	0	0	0	0	0	0	0				0.00	
EOA 2 Suburban	10	0	0	0	0	0	0	0	0	0	0				1	0.00
	2	8	1	9	0	9	1	0	0	1	9	0	100.00%	\$0	0	1.00
	C3A	2	0	2	0	2	0	0	0	0	2	0	100.00%			1.00
	C3B	3	1	4	0	4	1	0	0	1	4	0	100.00%			1.00
	3	4	0	4	0	4	0	0	0	4	0	100.00%			1.00	
	4	0	0	0	0	0	0	0	0	0	0	0				0.00
	5	0	0	0	0	0	0	0	0	0	0	0				0.00
	6	0	0	0	0	0	0	0	0	0	0	0				0.00
	7	0	0	0	0	0	0	0	0	0	0	0				0.00
	8	12	1	13	1	12	0	0	0	0	12	0	100.00%			1.00
9	1	1	2	0	2	1	0	0	1	2	0	100.00%			1.00	
EOA 2 Urban	1	9	2	11	0	11	2	0	0	11	2	81.82%	\$1,000	1	0.82	
	2	8	3	11	0	11	3	1	1	10	1	90.00%	\$0	0	0.90	
	C3A	15	1	16	0	16	1	0	0	16	1	93.75%			0.94	
	C3B	3	2	5	0	5	2	2	2	3	0	100.00%			1.00	
	3	6	0	6	0	6	0	0	0	6	0	100.00%			1.00	
	4	0	0	0	0	0	0	0	0	0	0				0.00	
	5	0	0	0	0	0	0	0	0	0	0				0.00	
	6	0	0	0	0	0	0	0	0	0	0				0.00	
	7	0	1	1	0	1	1	0	0	0	1	1	0.00%			0.00
	8	0	0	0	0	0	0	0	0	0	0	0				0.00
9	0	0	0	0	0	0	0	0	0	0	0				0.00	
10	0	0	0	0	0	0	0	0	0	0	0				0.00	
EOA 3 Metro	1	25	6	31	0	31	6	4	4	0	27	2	92.59%	\$0	0	0.93
	2	67	3	70	0	70	3	3	3	0	67	0	100.00%	\$0	0	1.00
	C3A	59	5	64	0	64	5	4	4	1	60	0	100.00%			1.00
	C3B	30	1	31	0	31	1	0	0	0	31	1	96.77%			0.97
	3	41	2	43	0	43	2	2	2	0	41	0	100.00%			1.00
	4	0	0	0	0	0	0	0	0	0	0	0				0.00
	5	1	0	1	0	1	0	0	0	0	1	0	100.00%			1.00
	6	5	5	10	0	10	5	0	0	0	10	5	50.00%			0.50
7	47	36	83	0	83	36	0	0	0	83	36	56.63%			0.57	
8																0.00
EOA 3 Rural	10	0	1	1	0	1	1	0	0	0	1	1	0.00%			0.00
	1	1	0	1	0	1	0	0	0	0	1	0	100.00%	\$0	0	1.00
	2	0	0	0	0	0	0	0	0	0	0	0		\$0	0	0.00
	C3A	0	0	0	0	0	0	0	0	0	0	0				0.00
	C3B	0	0	0	0	0	0	0	0	0	0	0				0.00
	3	0	0	0	0	0	0	0	0	0	0	0				0.00
	4	0	0	0	0	0	0	0	0	0	0	0				0.00
	5	0	0	0	0	0	0	0	0	0	0	0				0.00
	6	0	0	0	0	0	0	0	0	0	0	0				0.00
	7	0	0	0	0	0	0	0	0	0	0	0				0.00
8	0	0	0	0	0	0	0	0	0	0	0				0.00	
9	0	0	0	0	0	0	0	0	0	0	0				0.00	
10	0	0	0	0	0	0	0	0	0	0	0				0.00	
EOA 3 Suburban	1	0	0	0	0	0	0	0	0	0	0	0		\$0	0	0.00
	2	0	1	1	0	1	1	0	0	1	0	0	100.00%	\$0	0	1.00
	C3A	1	0	1	0	1	0	0	0	0	1	0	100.00%			1.00
	C3B	0	0	0	0	0	0	0	0	0	0	0				0.00
	3	0	0	0	0	0	0	0	0	0	0	0				0.00
	4	0	0	0	0	0	0	0	0	0	0	0				0.00
	5	0	0	0	0	0	0	0	0	0	0	0				0.00
	6	0	0	0	0	0	0	0	0	0	0	0				0.00
	7	0	0	0	0	0	0	0	0	0	0	0				0.00
	8	0	0	0	0	0	0	0	0	0	0	0				0.00
9	0	0	0	0	0	0	0	0	0	0	0				0.00	
10	0	0	0	0	0	0	0	0	0	0	0				0.00	
Total	1	43	3	46	0	46	3	2	2	0	44	1	97.73%	\$0	0	0.98
	2	62	4	66	0	66	4	2	2	0	64	2	96.88%	\$0	0	0.97



Kern County - Hall Ambulance Response Compliance and Penalty

Period: Oct 2023 to Oct 2023

Report Status: In Progress with 30 calls in Working Status

EOA	Day	C3A	C3B	Total	Compliance %	Penalty
EOA 3 Urban	1	21	2	23	100.00%	1.00
	2	35	2	37	100.00%	1.00
	3	43	2	45	95.56%	0.96
	4	0	0	0		0.00
	5	0	0	0		0.00
	6	0	0	0		0.00
	7	0	0	0		0.00
	8	2	0	2	100.00%	1.00
	9	0	0	0		0.00
	10	0	0	0		0.00
EOA 3 Wilderness	1	0	0	0		0.00
	2	0	0	0		0.00
	3	0	0	0		0.00
	4	0	0	0		0.00
	5	0	0	0		0.00
	6	0	0	0		0.00
	7	0	0	0		0.00
	8	0	0	0		0.00
	9	0	0	0		0.00
	10	0	0	0		0.00
EOA 4 Metro	1	1000	201	1201	94.79%	0.95
	2	1549	221	1770	97.67%	0.98
	3	1287	144	1431	98.32%	0.98
	4	909	190	1099	95.39%	0.95
	5	1043	105	1148	98.96%	0.99
	6	0	0	0		0.00
	7	68	76	144	100.00%	1.00
	8	245	146	391	47.22%	0.47
	9	54	17	71	62.66%	0.63
	10	113	112	225	76.06%	0.76
EOA 4 Rural	1	0	0	0		0.00
	2	0	2	2	50.00%	0.50
	3	0	1	1		0.00
	4	0	0	0		0.00
	5	1	0	1	100.00%	1.00
	6	0	0	0		0.00
	7	0	0	0		0.00
	8	0	0	0		0.00
	9	0	0	0		0.00
	10	0	0	0		0.00
EOA 4 Suburban	1	12	0	12	100.00%	1.00
	2	19	0	19	100.00%	1.00
	3	1	0	1	100.00%	1.00
	4	3	0	3	100.00%	1.00
	5	3	1	4	100.00%	1.00
	6	0	0	0		0.00
	7	0	0	0		0.00
	8	0	0	0		0.00
	9	3	0	3	100.00%	1.00
	10	0	0	0		0.00
EOA 4 Urban	1	24	5	29	96.00%	0.96
	2	44	8	52	100.00%	1.00
	3	19	2	21	100.00%	1.00
	4	20	3	23	100.00%	1.00
	5	18	2	20	100.00%	1.00
	6	0	0	0		0.00
	7	0	0	0		0.00
	8	0	0	0		0.00
	9	0	0	0		0.00
	10	2	2	4	100.00%	1.00
	1	0	0	0		0.00
	2	0	0	0		0.00
	3	0	0	0		0.00

EOA 4 Wilderness	4	0	0	0	0	0	0	0	0	0	0	0	0				0.00
	5	0	0	0	0	0	0	0	0	0	0	0	0				0.00
	6	0	0	0	0	0	0	0	0	0	0	0	0				0.00
	7	0	0	0	0	0	0	0	0	0	0	0	0				0.00
	8	0	0	0	0	0	0	0	0	0	0	0	0				0.00
	10	0	0	0	0	0	0	0	0	0	0	0	0				0.00
EOA 8 Metro	1	46	19	65	0	65	19	11	11	1	54	7	87.04%	\$1,000	2		0.87
	2	91	16	107	0	107	16	10	10	1	97	5	94.85%	\$0	0		0.95
	C3A	99	13	112	0	112	13	8	8	1	104	4	96.15%				0.96
	C3B	54	15	69	0	69	15	9	9	1	60	5	91.67%				0.92
	3	55	5	60	0	60	5	1	1	0	59	4	93.22%				0.93
	4	0	0	0	0	0	0	0	0	0	0	0					0.00
	5	0	0	0	0	0	0	0	0	0	0	0					0.00
	6	3	4	7	0	7	4	0	0	0	7	4	42.86%				0.43
	7	63	42	105	0	105	42	0	0	0	105	42	60.00%				0.60
	9	3	3	6	0	6	3	0	0	0	6	3	50.00%				0.50
EOA 8 Rural	1	1	0	1	0	1	0	0	0	0	1	0	100.00%	\$0	0		1.00
	2	7	0	7	0	7	0	0	0	0	7	0	100.00%	\$0	0		1.00
	C3A	5	0	5	0	5	0	0	0	0	5	0	100.00%				1.00
	C3B	4	0	4	0	4	0	0	0	0	4	0	100.00%				1.00
	3	1	1	2	0	2	1	0	0	0	2	1	50.00%				0.50
	4	0	0	0	0	0	0	0	0	0	0	0					0.00
	5	0	0	0	0	0	0	0	0	0	0	0					0.00
	6	0	0	0	0	0	0	0	0	0	0	0					0.00
	7	0	0	0	0	0	0	0	0	0	0	0					0.00
	8	0	0	0	0	0	0	0	0	0	0	0					0.00
EOA 8 Suburban	1	43	7	50	2	48	5	3	3	0	45	2	95.56%	\$0	0		0.96
	2	28	2	30	0	30	2	0	0	0	30	2	93.33%	\$0	0		0.93
	C3A	29	1	30	0	30	1	1	1	0	29	0	100.00%				1.00
	C3B	16	3	19	0	19	3	2	2	0	17	1	94.12%				0.94
	3	13	1	14	0	14	1	1	1	0	13	0	100.00%				1.00
	4	0	0	0	0	0	0	0	0	0	0	0					0.00
	5	0	0	0	0	0	0	0	0	0	0	0					0.00
	6	0	0	0	0	0	0	0	0	0	0	0					0.00
	7	0	0	0	0	0	0	0	0	0	0	0					0.00
	8	1	1	2	0	2	1	0	0	0	2	1	50.00%				0.50
EOA 8 Urban	1	18	5	23	0	23	5	2	2	1	21	2	90.48%	\$0	0		0.90
	2	22	3	25	0	25	3	2	2	0	23	1	95.65%	\$0	0		0.96
	C3A	26	3	29	0	29	3	1	1	1	28	1	96.43%				0.96
	C3B	21	0	21	0	21	0	0	0	0	21	0	100.00%				1.00
	3	6	3	9	0	9	3	2	2	0	7	1	85.71%				0.86
	4	0	0	0	0	0	0	0	0	0	0	0					0.00
	5	0	0	0	0	0	0	0	0	0	0	0					0.00
	6	0	0	0	0	0	0	0	0	0	0	0					0.00
	7	0	0	0	0	0	0	0	0	0	0	0					0.00
	8	0	0	0	0	0	0	0	0	0	0	0					0.00
EOA 8 Wilderness	1	1	1	2	0	2	1	0	0	1	2	0	100.00%				1.00
	2	0	0	0	0	0	0	0	0	0	0	0		\$0	0		0.00
	3	1	0	1	0	1	0	0	0	0	1	0	100.00%	\$0	0		1.00
	C3A	0	0	0	0	0	0	0	0	0	0	0					0.00
	C3B	0	0	0	0	0	0	0	0	0	0	0					0.00
	4	1	0	1	0	1	0	0	0	0	1	0	100.00%				1.00
	5	0	0	0	0	0	0	0	0	0	0	0					0.00
	6	0	0	0	0	0	0	0	0	0	0	0					0.00
	7	0	0	0	0	0	0	0	0	0	0	0					0.00
	8	0	0	0	0	0	0	0	0	0	0	0					0.00
EOA 9 Metro	1	24	2	26	0	26	2	0	0	0	26	2	92.31%	\$0	0		0.92
	2	57	3	60	0	60	3	3	3	0	57	0	100.00%	\$0	0		1.00
	C3A	40	1	41	0	41	1	1	1	0	40	0	100.00%				1.00
	C3B	22	2	24	0	24	2	1	1	0	23	1	95.65%				0.96
	3	26	2	28	0	28	2	1	1	0	27	1	96.30%				0.96
	4	0	0	0	0	0	0	0	0	0	0	0					0.00
	5	0	0	0	0	0	0	0	0	0	0	0					0.00
	6	0	0	0	0	0	0	0	0	0	0	0					0.00



Kern County - Hall Ambulance Response Compliance and Penalty

Period: Oct 2023 to Oct 2023

Report Status: In Progress with 30 calls in Working Status

EOA	Station	0	1	2	3	4	5	6	7	8	9	10	11	12	Compliance %	Penalty	EOA Total	Penalty
EOA 9 Rural	7	0	0	0	0	0	0	0	0	0	0	0	0	0	0.00%		0.00	
	8	0	3	3	0	3	3	0	0	0	3	3	0.00%		0.00			
	10	2	1	3	0	3	1	0	0	1	3	0	100.00%		1.00			
	1	0	0	0	0	0	0	0	0	0	0	0	\$0	0	0.00			
	2	0	0	0	0	0	0	0	0	0	0	0	\$0	0	0.00			
	C3A	1	0	1	0	1	0	0	0	0	1	0	100.00%		1.00			
	C3B	0	0	0	0	0	0	0	0	0	0	0			0.00			
	3	0	0	0	0	0	0	0	0	0	0	0			0.00			
	4	0	0	0	0	0	0	0	0	0	0	0			0.00			
	5	0	0	0	0	0	0	0	0	0	0	0			0.00			
EOA 9 Suburban	1	0	0	0	0	0	0	0	0	0	0	0			0.00			
	2	0	0	0	0	0	0	0	0	0	0	0			0.00			
	3	0	0	0	0	0	0	0	0	0	0	0			0.00			
	4	0	0	0	0	0	0	0	0	0	0	0			0.00			
	5	0	0	0	0	0	0	0	0	0	0	0			0.00			
	6	0	0	0	0	0	0	0	0	0	0	0			0.00			
	7	0	0	0	0	0	0	0	0	0	0	0			0.00			
	8	1	1	2	0	2	1	0	0	0	2	1	50.00%		0.50			
	10	0	0	0	0	0	0	0	0	0	0	0			0.00			
	1	11	1	12	0	12	1	1	1	0	11	0	100.00%	\$0	0	1.00		
EOA 9 Urban	2	4	1	5	0	5	1	1	1	0	4	0	100.00%	\$0	0	1.00		
	C3B	5	0	5	0	5	0	0	0	0	5	0	100.00%		1.00			
	3	5	0	5	0	5	0	0	0	0	5	0	100.00%		1.00			
	4	0	0	0	0	0	0	0	0	0	0	0			0.00			
	5	0	0	0	0	0	0	0	0	0	0	0			0.00			
	6	0	0	0	0	0	0	0	0	0	0	0			0.00			
	7	0	0	0	0	0	0	0	0	0	0	0			0.00			
	8	0	0	0	0	0	0	0	0	0	0	0			0.00			
	10	0	1	1	0	1	1	0	0	1	1	0	100.00%		1.00			
	1	0	0	0	0	0	0	0	0	0	0	0	\$0	0	0.00			
EOA 9 Wilderness	2	0	0	0	0	0	0	0	0	0	0	0	\$0	0	0.00			
	C3A	0	0	0	0	0	0	0	0	0	0	0			0.00			
	C3B	0	0	0	0	0	0	0	0	0	0	0			0.00			
	3	0	0	0	0	0	0	0	0	0	0	0			0.00			
	4	0	0	0	0	0	0	0	0	0	0	0			0.00			
	5	0	0	0	0	0	0	0	0	0	0	0			0.00			
	6	0	0	0	0	0	0	0	0	0	0	0			0.00			
	7	0	0	0	0	0	0	0	0	0	0	0			0.00			
	8	0	0	0	0	0	0	0	0	0	0	0			0.00			
	10	0	0	0	0	0	0	0	0	0	0	0			0.00			
EOA 11 Metro	1	63	7	70	0	70	7	4	4	0	66	3	95.45%	\$0	0	0.95		
	2	86	7	93	1	92	6	4	4	0	88	2	97.73%	\$0	0	0.98		
	C3A	115	6	121	0	121	6	4	4	0	117	2	98.29%		0.98			
	C3B	66	4	70	0	70	4	1	1	1	69	2	97.10%		0.97			
	3	65	5	70	1	69	4	3	3	0	66	1	98.48%		0.98			
	4	0	0	0	0	0	0	0	0	0	0	0			0.00			
	5	0	0	0	0	0	0	0	0	0	0	0			0.00			
	6	1	0	1	0	1	0	0	0	0	1	0	100.00%		1.00			
	7	1	1	2	0	2	1	0	0	0	2	1	50.00%		0.50			
	8	2	3	5	0	5	3	0	0	0	5	3	40.00%		0.40			
10	8	2	10	0	10	2	1	1	1	9	0	100.00%		1.00				
EOA 11 Rural	1	4	0	4	0	4	0	0	0	0	4	0	100.00%	\$0	0	1.00		
	2	5	0	5	0	5	0	0	0	0	5	0	100.00%	\$0	0	1.00		
	C3A	4	0	4	0	4	0	0	0	0	4	0	100.00%		1.00			
	C3B	2	0	2	0	2	0	0	0	0	2	0	100.00%		1.00			
	3	3	0	3	0	3	0	0	0	0	3	0	100.00%		1.00			
	4	0	0	0	0	0	0	0	0	0	0	0			0.00			
	5	0	0	0	0	0	0	0	0	0	0	0			0.00			
	6	0	0	0	0	0	0	0	0	0	0	0			0.00			
	7	0	0	0	0	0	0	0	0	0	0	0			0.00			
	10	0	0	0	0	0	0	0	0	0	0	0			0.00			



EOA 11 Suburban	1	12	0	12	0	12	0	0	0	12	0	100.00%	\$0	0	1.00		
	2	13	1	14	0	14	1	1	1	13	0	100.00%	\$0	0	1.00		
	C3A	16	1	17	0	17	1	1	1	16	0	100.00%			1.00		
	C3B	5	0	5	0	5	0	0	0	5	0	100.00%			1.00		
	3	4	0	4	0	4	0	0	0	4	0	100.00%			1.00		
	4	0	0	0	0	0	0	0	0	0	0				0.00		
	5	0	0	0	0	0	0	0	0	0	0				0.00		
	6	0	0	0	0	0	0	0	0	0	0				0.00		
	7	0	0	0	0	0	0	0	0	0	0				0.00		
	8	16	3	19	0	19	3	0	0	19	3	84.21%			0.84		
10	1	0	1	0	1	0	0	0	1	0	100.00%			1.00			
EOA 11 Urban	1	11	0	11	0	11	0	0	0	11	0	100.00%	\$0	0	1.00		
	2	9	1	10	0	10	1	1	1	9	0	100.00%	\$0	0	1.00		
	C3A	14	0	14	0	14	0	0	0	14	0	100.00%			1.00		
	C3B	6	0	6	0	6	0	0	0	6	0	100.00%			1.00		
	3	4	0	4	0	4	0	0	0	4	0	100.00%			1.00		
	4	0	0	0	0	0	0	0	0	0	0				0.00		
	5	0	0	0	0	0	0	0	0	0	0				0.00		
	6	0	0	0	0	0	0	0	0	0	0				0.00		
	7	0	0	0	0	0	0	0	0	0	0				0.00		
	8	0	1	1	0	1	1	0	0	1	1	0.00%			0.00		
10	1	1	2	0	2	1	0	0	2	0	100.00%			1.00			
EOA 11 Wilderness	1	0	0	0	0	0	0	0	0	0	0		\$0	0	0.00		
	2	0	0	0	0	0	0	0	0	0	0		\$0	0	0.00		
	C3A	0	0	0	0	0	0	0	0	0	0				0.00		
	C3B	0	0	0	0	0	0	0	0	0	0				0.00		
	3	0	0	0	0	0	0	0	0	0	0				0.00		
	4	0	0	0	0	0	0	0	0	0	0				0.00		
	5	0	0	0	0	0	0	0	0	0	0				0.00		
	6	0	0	0	0	0	0	0	0	0	0				0.00		
	7	0	0	0	0	0	0	0	0	0	0				0.00		
	8	0	0	0	0	0	0	0	0	0	0				0.00		
10	1	0	1	0	1	0	0	0	1	0	100.00%			1.00			
OUT OF SERVICE AREA	1	0	0	0	0	0	0	0	0	0	0		\$0	0	0.00		
	2	0	0	0	0	0	0	0	0	0	0		\$0	0	0.00		
	C3A	0	0	0	0	0	0	0	0	0	0				0.00		
	C3B	0	0	0	0	0	0	0	0	0	0				0.00		
	3	0	0	0	0	0	0	0	0	0	0				0.00		
	4	0	0	0	0	0	0	0	0	0	0				0.00		
	5	0	0	0	0	0	0	0	0	0	0				0.00		
	6	0	0	0	0	0	0	0	0	0	0				0.00		
	7	0	0	0	0	0	0	0	0	0	0				0.00		
	8	0	0	0	0	0	0	0	0	0	0				0.00		
10	0	0	0	0	0	0	0	0	0	0				0.00			
MUTUAL AID GIVEN	1	0	0	0	0	0	0	0	0	0	0		\$0	0	0.00		
	2	0	0	0	0	0	0	0	0	0	0		\$0	0	0.00		
	C3A	0	0	0	0	0	0	0	0	0	0				0.00		
	C3B	0	0	0	0	0	0	0	0	0	0				0.00		
	3	0	0	0	0	0	0	0	0	0	0				0.00		
	4	0	0	0	0	0	0	0	0	0	0				0.00		
	5	0	0	0	0	0	0	0	0	0	0				0.00		
	6	0	0	0	0	0	0	0	0	0	0				0.00		
	7	0	0	0	0	0	0	0	0	0	0				0.00		
	8	0	0	0	0	0	0	0	0	0	0				0.00		
10	0	0	0	0	0	0	0	0	0	0				0.00			
TOTAL:													\$3,000			160	146.81
																	91.76%

Exemptions per the Less than ten policy

EOA 1 Urban	3	2	2	4	0	4	2	1	1	0	3	1	66.67%			
EOA 2 Suburban	1	4	1	5	0	5	1	0	0	0	5	1	80.00%	\$1,000		
EOA 3 Metro	8	7	2	9	0	9	2	0	0	0	9	2	77.78%			
EOA 4 Urban	8	7	1	8	0	8	1	0	0	0	8	1	87.50%			
EOA 9 Urban	C3A	5	2	7	0	7	2	1	1	0	6	1	83.33%			
EOA 11 Rural	8	4	1	5	0	5	1	0	0	0	5	1	80.00%			
EOA 9 Suburban	2	4	1	5	0	5	1	0	0	0	5	1	80.00%	\$1,000		



Zone	Priority	Compliance Reporting 2023/11/01 - 2023/11/30											Compliance Period Reporting for Repetitive Non-Compliance		Out of Compliance Count for 12 Periods Including Current Period		
		On Time	Late	Total Incidents	Do Not Count	Adjusted Total Incidents	Adjusted Late	Exemptions Requested	Exemptions Approved	Time Corrections Approved	Compliance Calculated Incidents	Compliance Calculated Late	Response Time Compliance	Response Time Penalty		Consecutive Periods Out of Compliance Including Current Period	
EOA 1 Metro	1	32	2	34	0	34	2	1	1	0	33	1	96.97%	\$0	0	0.97	
	2	32	1	33	0	33	1	0	0	0	33	1	96.97%	\$0	0		0.97
	C3A	45	2	47	0	47	2	1	1	0	46	1	97.83%				0.98
	C3B	34	1	35	0	35	1	0	0	0	35	1	97.14%				0.97
	3	23	2	25	0	25	2	2	2	0	23	0	100.00%				1.00
	4	0	0	0	0	0	0	0	0	0	0	0					0.00
	5	0	0	0	0	0	0	0	0	0	0	0					0.00
	6	0	0	0	0	0	0	0	0	0	0	0					0.00
	7	0	0	0	0	0	0	0	0	0	0	0					0.00
	8	1	1	2	0	2	1	0	0	0	2	1	50.00%				0.50
10	0	0	0	0	0	0	0	0	0	0	0				0.00		
EOA 1 Rural	1	3	0	3	0	3	0	0	0	0	3	0	100.00%	\$0	0	1.00	
	2	0	0	0	0	0	0	0	0	0	0	0		\$0	0	0.00	
	C3A	5	0	5	0	5	0	0	0	0	5	0	100.00%			1.00	
	C3B	1	0	1	0	1	0	0	0	0	1	0	100.00%			1.00	
	3	0	0	0	0	0	0	0	0	0	0	0				0.00	
	4	0	0	0	0	0	0	0	0	0	0	0				0.00	
	5	0	0	0	0	0	0	0	0	0	0	0				0.00	
	6	0	0	0	0	0	0	0	0	0	0	0				0.00	
	7	0	0	0	0	0	0	0	0	0	0	0				0.00	
	8	0	0	0	0	0	0	0	0	0	0	0				0.00	
10	0	0	0	0	0	0	0	0	0	0	0				0.00		
EOA 1 Suburban	2	6	0	6	0	6	0	0	0	0	6	0	100.00%	\$0	0	1.00	
	C3A	3	0	3	0	3	0	0	0	0	3	0	100.00%			1.00	
	C3B	1	0	1	0	1	0	0	0	0	1	0	100.00%			1.00	
	3	1	1	2	0	2	1	0	0	0	2	1	50.00%			0.50	
	4	0	0	0	0	0	0	0	0	0	0	0				0.00	
	5	0	0	0	0	0	0	0	0	0	0	0				0.00	
	6	0	0	0	0	0	0	0	0	0	0	0				0.00	
	7	0	0	0	0	0	0	0	0	0	0	0				0.00	
	8	0	0	0	0	0	0	0	0	0	0	0				0.00	
	10	0	0	0	0	0	0	0	0	0	0	0				0.00	
EOA 1 Urban	1	1	0	1	0	1	0	0	0	0	1	0	100.00%	\$0	0	1.00	
	2	14	1	15	0	15	1	0	0	0	15	1	93.33%	\$0	0	0.93	
	C3A	3	0	3	0	3	0	0	0	0	3	0	100.00%			1.00	
	C3B	3	0	3	0	3	0	0	0	0	3	0	100.00%			1.00	
	3	4	1	5	0	5	1	1	1	0	4	0	100.00%			1.00	
	4	0	0	0	0	0	0	0	0	0	0	0				0.00	
	5	0	0	0	0	0	0	0	0	0	0	0				0.00	
	6	0	0	0	0	0	0	0	0	0	0	0				0.00	
	7	0	0	0	0	0	0	0	0	0	0	0				0.00	
	8	0	0	0	0	0	0	0	0	0	0	0				0.00	
10	0	0	0	0	0	0	0	0	0	0	0				0.00		
EOA 1 Wilderness	1	0	0	0	0	0	0	0	0	0	0	0		\$0	0	0.00	
	2	0	0	0	0	0	0	0	0	0	0	0		\$0	0	0.00	
	C3A	0	0	0	0	0	0	0	0	0	0	0				0.00	
	C3B	0	0	0	0	0	0	0	0	0	0	0				0.00	
	3	0	0	0	0	0	0	0	0	0	0	0				0.00	
	4	0	0	0	0	0	0	0	0	0	0	0				0.00	
	5	0	0	0	0	0	0	0	0	0	0	0				0.00	
	6	0	0	0	0	0	0	0	0	0	0	0				0.00	
	7	0	0	0	0	0	0	0	0	0	0	0				0.00	
	8	0	0	0	0	0	0	0	0	0	0	0				0.00	
10	0	0	0	0	0	0	0	0	0	0	0				0.00		
EOA 2 Metro	1	20	1	21	0	21	1	1	1	0	20	0	100.00%	\$0	0	1.00	
	2	31	4	35	0	35	4	2	2	0	33	2	93.94%	\$0	0	0.94	
	C3A	21	3	24	0	24	3	3	3	0	21	0	100.00%			1.00	
	C3B	24	1	25	0	25	1	0	0	0	25	1	96.00%			0.96	
	3	19	0	19	0	19	0	0	0	0	19	0	100.00%			1.00	
	4	0	0	0	0	0	0	0	0	0	0	0				0.00	
	5	0	0	0	0	0	0	0	0	0	0	0				0.00	
	6	0	0	0	0	0	0	0	0	0	0	0				0.00	
7	0	0	0	0	0	0	0	0	0	0	0				0.00		
8	1	1	2	0	2	1	0	0	0	2	1	50.00%			0.50		



Kern County - Hall Ambulance Response Compliance and Penalty

Period: Nov 2023 to Nov 2023

Report Status: In Progress with 134 calls in Working Status

EOA 2 Rural	10	1	0	1	0	1	0	0	0	0	1	0	100.00%			1.00
	1	4	0	4	0	4	0	0	0	0	4	0	100.00%	\$0	0	1.00
	2	2	0	2	0	2	0	0	0	0	2	0	100.00%	\$0	0	1.00
	C3A	1	0	1	0	1	0	0	0	0	1	0	100.00%			1.00
	C3B	1	0	1	0	1	0	0	0	0	1	0	100.00%			1.00
	3	0	0	0	0	0	0	0	0	0	0	0				0.00
	4	0	0	0	0	0	0	0	0	0	0	0				0.00
	5	0	0	0	0	0	0	0	0	0	0	0				0.00
	6	0	0	0	0	0	0	0	0	0	0	0				0.00
	7	0	0	0	0	0	0	0	0	0	0	0				0.00
8	0	0	0	0	0	0	0	0	0	0	0				0.00	
10	0	0	0	0	0	0	0	0	0	0	0				0.00	
EOA 2 Suburban	1	11	0	11	0	11	0	0	0	0	11	0	100.00%	\$0	0	1.00
	2	6	0	6	0	6	0	0	0	0	6	0	100.00%	\$0	0	1.00
	C3A	12	2	14	0	14	2	1	1	0	13	1	92.31%			0.92
	3	1	0	1	0	1	0	0	0	0	1	0	100.00%			1.00
	4	0	0	0	0	0	0	0	0	0	0	0				0.00
	5	0	0	0	0	0	0	0	0	0	0	0				0.00
	6	0	0	0	0	0	0	0	0	0	0	0				0.00
	7	0	0	0	0	0	0	0	0	0	0	0				0.00
	8	8	2	10	0	10	2	0	0	0	10	2	80.00%			0.80
	10	0	0	0	0	0	0	0	0	0	0	0				0.00
EOA 2 Urban	1	13	2	15	0	15	2	2	2	0	13	0	100.00%	\$0	0	1.00
	C3A	14	0	14	0	14	0	0	0	0	14	0	100.00%			1.00
	C3B	7	0	7	0	7	0	0	0	0	7	0	100.00%			1.00
	3	6	0	6	0	6	0	0	0	0	6	0	100.00%			1.00
	4	0	0	0	0	0	0	0	0	0	0	0				0.00
	5	0	0	0	0	0	0	0	0	0	0	0				0.00
	6	0	0	0	0	0	0	0	0	0	0	0				0.00
	7	0	0	0	0	0	0	0	0	0	0	0				0.00
	8	1	0	1	0	1	0	0	0	0	1	0	100.00%			1.00
	10	0	0	0	0	0	0	0	0	0	0	0				0.00
EOA 3 Metro	1	35	3	38	0	38	3	2	2	0	36	1	97.22%	\$0	0	0.97
	2	57	7	64	0	64	7	5	5	0	59	2	96.61%	\$0	0	0.97
	C3A	43	4	47	0	47	4	2	2	1	45	1	97.78%			0.98
	C3B	31	3	34	0	34	3	3	3	0	31	0	100.00%			1.00
	3	43	1	44	0	44	1	1	1	0	43	0	100.00%			1.00
	4	0	0	0	0	0	0	0	0	0	0	0				0.00
	5	0	0	0	0	0	0	0	0	0	0	0				0.00
	6	7	6	13	0	13	6	0	0	0	13	6	53.85%			0.54
	7	42	31	73	0	73	31	0	0	0	73	31	57.53%			0.58
	8	4	0	4	0	4	0	0	0	0	4	0	100.00%			1.00
10	0	0	0	0	0	0	0	0	0	0	0				0.00	
EOA 3 Rural	1	0	0	0	0	0	0	0	0	0	0	0		\$0	0	0.00
	2	0	0	0	0	0	0	0	0	0	0	0		\$0	0	0.00
	C3A	2	0	2	0	2	0	0	0	0	2	0	100.00%			1.00
	C3B	0	0	0	0	0	0	0	0	0	0	0				0.00
	3	0	0	0	0	0	0	0	0	0	0	0				0.00
	4	0	0	0	0	0	0	0	0	0	0	0				0.00
	5	0	0	0	0	0	0	0	0	0	0	0				0.00
	6	0	0	0	0	0	0	0	0	0	0	0				0.00
	7	0	0	0	0	0	0	0	0	0	0	0				0.00
	8	0	0	0	0	0	0	0	0	0	0	0				0.00
10	0	0	0	0	0	0	0	0	0	0	0				0.00	
EOA 3 Suburban	1	3	0	3	0	3	0	0	0	0	3	0	100.00%	\$0	0	1.00
	2	1	0	1	0	1	0	0	0	0	1	0	100.00%	\$0	0	1.00
	C3A	1	0	1	0	1	0	0	0	0	1	0	100.00%			1.00
	C3B	0	0	0	0	0	0	0	0	0	0	0				0.00
	3	0	0	0	0	0	0	0	0	0	0	0				0.00
	4	0	0	0	0	0	0	0	0	0	0	0				0.00
	5	0	0	0	0	0	0	0	0	0	0	0				0.00
	6	0	0	0	0	0	0	0	0	0	0	0				0.00
	7	0	0	0	0	0	0	0	0	0	0	0				0.00
	8	0	0	0	0	0	0	0	0	0	0	0				0.00
10	0	0	0	0	0	0	0	0	0	0	0				0.00	
Total	1	36	1	37	0	37	1	1	1	0	36	0	100.00%	\$0	0	1.00
	2	55	9	64	0	64	9	5	5	1	59	3	94.92%	\$0	0	0.95



Kern County - Hall Ambulance Response Compliance and Penalty

Period: Nov 2023 to Nov 2023

Report Status: In Progress with 134 calls in Working Status

EOA 3 Urban	C3A	18	0	18	0	18	0	0	0	0	18	0	100.00%			1.00	
	C3B	23	0	23	0	23	0	0	0	0	23	0	100.00%			1.00	
	3	24	0	24	0	24	0	0	0	0	24	0	100.00%			1.00	
	4	0	0	0	0	0	0	0	0	0	0	0				0.00	
	5	0	0	0	0	0	0	0	0	0	0	0				0.00	
	6	0	0	0	0	0	0	0	0	0	0	0				0.00	
	7	0	0	0	0	0	0	0	0	0	0	0				0.00	
	8	0	0	0	0	0	0	0	0	0	0	0				0.00	
	10	0	0	0	0	0	0	0	0	0	0	0				0.00	
	1	0	0	0	0	0	0	0	0	0	0	0	0		\$0	0	0.00
2	0	0	0	0	0	0	0	0	0	0	0	0		\$0	0	0.00	
EOA 3 Wilderness	C3A	0	0	0	0	0	0	0	0	0	0	0				0.00	
	C3B	0	0	0	0	0	0	0	0	0	0	0				0.00	
	3	0	0	0	0	0	0	0	0	0	0	0				0.00	
	4	0	0	0	0	0	0	0	0	0	0	0				0.00	
	5	0	0	0	0	0	0	0	0	0	0	0				0.00	
	6	0	0	0	0	0	0	0	0	0	0	0				0.00	
	7	0	0	0	0	0	0	0	0	0	0	0				0.00	
	8	0	0	0	0	0	0	0	0	0	0	0				0.00	
	10	0	0	0	0	0	0	0	0	0	0	0				0.00	
	1	972	156	1128	4	1124	152	86	86	2	1038	64	93.83%		\$0	0	0.94
2	1496	180	1676	0	1676	180	119	119	0	1557	61	96.08%		\$0	0	0.96	
EOA 4 Metro	C3A	1338	122	1460	0	1460	122	78	78	3	1382	41	97.03%			0.97	
	C3B	1036	138	1174	1	1173	137	83	83	3	1090	51	95.32%			0.95	
	3	1086	59	1145	0	1145	59	35	35	2	1110	22	98.02%			0.98	
	4	0	0	0	0	0	0	0	0	0	0	0				0.00	
	5	5	0	5	0	5	0	0	0	0	5	0	100.00%			1.00	
	6	83	86	169	0	169	86	0	0	0	169	86	49.11%			0.49	
	7	250	77	327	0	327	77	0	0	0	327	77	76.45%			0.76	
	8	17	3	20	0	20	3	0	0	0	20	3	85.00%			0.85	
	10	64	79	143	0	143	79	2	2	76	141	1	99.29%			0.99	
	EOA 4 Rural	1	1	1	2	0	2	1	0	0	1	2	0	100.00%		\$0	0
2		0	0	0	0	0	0	0	0	0	0	0			\$0	0	0.00
C3A		0	1	1	0	1	1	0	0	0	1	1	0.00%			0.00	
C3B		0	0	0	0	0	0	0	0	0	0	0				0.00	
3		0	0	0	0	0	0	0	0	0	0	0				0.00	
4		0	0	0	0	0	0	0	0	0	0	0				0.00	
5		0	0	0	0	0	0	0	0	0	0	0				0.00	
6		0	0	0	0	0	0	0	0	0	0	0				0.00	
7		0	0	0	0	0	0	0	0	0	0	0				0.00	
10		0	0	0	0	0	0	0	0	0	0	0				0.00	
EOA 4 Suburban	1	9	2	11	0	11	2	2	2	0	9	0	100.00%		\$0	0	1.00
	2	19	0	19	0	19	0	0	0	0	19	0	100.00%		\$0	0	1.00
	C3A	4	0	4	0	4	0	0	0	0	4	0	100.00%			1.00	
	C3B	5	1	6	0	6	1	0	0	1	6	0	100.00%			1.00	
	3	4	0	4	0	4	0	0	0	0	4	0	100.00%			1.00	
	4	0	0	0	0	0	0	0	0	0	0	0				0.00	
	5	0	0	0	0	0	0	0	0	0	0	0				0.00	
	6	0	0	0	0	0	0	0	0	0	0	0				0.00	
	7	0	0	0	0	0	0	0	0	0	0	0				0.00	
	10	0	0	0	0	0	0	0	0	0	0	0				0.00	
EOA 4 Urban	1	16	4	20	0	20	4	3	3	0	17	1	94.12%		\$0	0	0.94
	2	28	3	31	0	31	3	1	1	0	30	2	93.33%		\$0	0	0.93
	C3A	29	2	31	0	31	2	2	2	0	29	0	100.00%			1.00	
	C3B	17	2	19	0	19	2	2	2	0	17	0	100.00%			1.00	
	3	8	2	10	0	10	2	2	2	0	8	0	100.00%			1.00	
	4	0	0	0	0	0	0	0	0	0	0	0				0.00	
	5	0	0	0	0	0	0	0	0	0	0	0				0.00	
	6	0	0	0	0	0	0	0	0	0	0	0				0.00	
	7	0	0	0	0	0	0	0	0	0	0	0				0.00	
	10	1	0	1	0	1	0	0	0	0	1	0	100.00%			1.00	
EOA 4 Suburban	1	0	0	0	0	0	0	0	0	0	0	0			\$0	0	0.00
	2	0	0	0	0	0	0	0	0	0	0	0			\$0	0	0.00
	C3A	0	0	0	0	0	0	0	0	0	0	0				0.00	
	C3B	0	0	0	0	0	0	0	0	0	0	0				0.00	
	3	0	0	0	0	0	0	0	0	0	0	0				0.00	
	1	0	0	0	0	0	0	0	0	0	0	0				0.00	
	2	0	0	0	0	0	0	0	0	0	0	0				0.00	



Table with columns for EOA categories (Wilderness, Metro, Rural, Suburban, Urban), call numbers (1-10), C3A/C3B, response counts, percentages, and monetary values. Includes a final column with values ranging from 0.00 to 1.00.



EOA 9 Rural	7	0	0	0	0	0	0	0	0	0	0	0	100.00%			0.00
	8	1	0	1	0	1	0	0	0	0	1	0	100.00%			1.00
	10	1	0	1	0	1	0	0	0	0	1	0	100.00%			1.00
	1	2	0	2	0	2	0	0	0	0	2	0	100.00%	\$0	0	1.00
	2	1	0	1	0	1	0	0	0	0	1	0	100.00%	\$0	0	1.00
	C3A	1	0	1	0	1	0	0	0	0	1	0	100.00%			1.00
	C3B	0	0	0	0	0	0	0	0	0	0	0				0.00
	3	0	0	0	0	0	0	0	0	0	0	0				0.00
	4	0	0	0	0	0	0	0	0	0	0	0				0.00
	5	0	0	0	0	0	0	0	0	0	0	0				0.00
EOA 9 Suburban	1	4	0	4	0	4	0	0	0	0	4	0	100.00%	\$0	0	1.00
	2	4	0	4	0	4	0	0	0	0	4	0	100.00%	\$0	0	1.00
	C3A	1	0	1	0	1	0	0	0	0	1	0	100.00%			1.00
	C3B	3	2	5	0	5	2	2	2	0	3	0	100.00%			1.00
	3	0	0	0	0	0	0	0	0	0	0	0				0.00
	4	0	0	0	0	0	0	0	0	0	0	0				0.00
	5	0	0	0	0	0	0	0	0	0	0	0				0.00
	6	0	0	0	0	0	0	0	0	0	0	0				0.00
	7	0	0	0	0	0	0	0	0	0	0	0				0.00
	8	0	0	0	0	0	0	0	0	0	0	0				0.00
EOA 9 Urban	1	9	2	11	0	11	2	1	1	1	10	0	100.00%	\$0	0	1.00
	2	10	1	11	0	11	1	1	1	0	10	0	100.00%	\$0	0	1.00
	C3A	14	1	15	0	15	1	1	1	0	14	0	100.00%			1.00
	C3B	10	0	10	0	10	0	0	0	0	10	0	100.00%			1.00
	3	7	0	7	0	7	0	0	0	0	7	0	100.00%			1.00
	4	0	0	0	0	0	0	0	0	0	0	0				0.00
	5	0	0	0	0	0	0	0	0	0	0	0				0.00
	6	0	0	0	0	0	0	0	0	0	0	0				0.00
	7	0	0	0	0	0	0	0	0	0	0	0				0.00
	10	1	0	1	0	1	0	0	0	0	1	0	100.00%			1.00
EOA 9 Wilderness	1	0	0	0	0	0	0	0	0	0	0	0		\$0	0	0.00
	2	0	0	0	0	0	0	0	0	0	0	0		\$0	0	0.00
	C3A	0	0	0	0	0	0	0	0	0	0	0				0.00
	C3B	0	0	0	0	0	0	0	0	0	0	0				0.00
	3	0	0	0	0	0	0	0	0	0	0	0				0.00
	4	0	0	0	0	0	0	0	0	0	0	0				0.00
	5	0	0	0	0	0	0	0	0	0	0	0				0.00
	6	0	0	0	0	0	0	0	0	0	0	0				0.00
	7	0	0	0	0	0	0	0	0	0	0	0				0.00
	10	0	0	0	0	0	0	0	0	0	0	0				0.00
EOA 11 Metro	1	58	14	72	0	72	14	9	9	0	63	5	92.06%	\$0	0	0.92
	2	97	7	104	1	103	6	5	5	0	98	1	98.98%	\$0	0	0.99
	C3A	102	9	111	0	111	9	6	6	2	105	1	99.05%			0.99
	C3B	77	3	80	0	80	3	3	3	0	77	0	100.00%			1.00
	3	60	3	63	0	63	3	1	1	1	62	1	98.39%			0.98
	4	0	0	0	0	0	0	0	0	0	0	0				0.00
	5	0	0	0	0	0	0	0	0	0	0	0				0.00
	6	1	0	1	0	1	0	0	0	0	1	0	100.00%			1.00
	7	0	0	0	0	0	0	0	0	0	0	0				0.00
	8	0	1	1	0	1	1	0	0	0	1	1	0.00%			0.00
EOA 11 Rural	10	2	0	2	0	2	0	0	0	0	2	0	100.00%			1.00
	1	6	0	6	0	6	0	0	0	0	6	0	100.00%	\$0	0	1.00
	2	1	0	1	0	1	0	0	0	0	1	0	100.00%	\$0	0	1.00
	C3A	7	0	7	0	7	0	0	0	0	7	0	100.00%			1.00
	C3B	6	0	6	0	6	0	0	0	0	6	0	100.00%			1.00
	3	1	0	1	0	1	0	0	0	0	1	0	100.00%			1.00
	4	0	0	0	0	0	0	0	0	0	0	0				0.00
	5	0	0	0	0	0	0	0	0	0	0	0				0.00
	6	0	0	0	0	0	0	0	0	0	0	0				0.00
	7	0	0	0	0	0	0	0	0	0	0	0				0.00



EOA 11 Suburban	1	10	1	11	0	11	1	1	1	0	10	0	100.00%	\$0	0	1.00
	2	11	0	11	0	11	0	0	0	0	11	0	100.00%	\$0	0	1.00
	C3A	13	0	13	0	13	0	0	0	0	13	0	100.00%			1.00
	C3B	3	0	3	0	3	0	0	0	0	3	0	100.00%			1.00
	3	3	1	4	0	4	1	1	1	0	3	0	100.00%			1.00
	4	0	0	0	0	0	0	0	0	0	0	0				0.00
	5	0	0	0	0	0	0	0	0	0	0	0				0.00
	6	0	0	0	0	0	0	0	0	0	0	0				0.00
	7	0	0	0	0	0	0	0	0	0	0	0				0.00
	8	7	3	10	0	10	3	0	0	0	10	3	70.00%			0.70
10	0	0	0	0	0	0	0	0	0	0	0				0.00	
EOA 11 Urban	2	5	1	6	0	6	1	1	1	0	5	0	100.00%	\$0	1	1.00
	C3A	16	0	16	0	16	0	0	0	0	16	0	100.00%		0	1.00
	C3B	8	1	9	0	9	1	1	1	0	8	0	100.00%			1.00
	3	4	0	4	0	4	0	0	0	0	4	0	100.00%			1.00
	4	0	0	0	0	0	0	0	0	0	0	0				0.00
	5	0	0	0	0	0	0	0	0	0	0	0				0.00
	6	0	0	0	0	0	0	0	0	0	0	0				0.00
	7	0	0	0	0	0	0	0	0	0	0	0				0.00
	8	0	0	0	0	0	0	0	0	0	0	0				0.00
	10	0	0	0	0	0	0	0	0	0	0	0				0.00
EOA 11 Wilderness	1	4	0	4	0	4	0	0	0	0	4	0	100.00%	\$0	0	1.00
	2	1	0	1	0	1	0	0	0	0	1	0	100.00%	\$0	0	1.00
	C3A	1	0	1	0	1	0	0	0	0	1	0	100.00%			1.00
	C3B	0	0	0	0	0	0	0	0	0	0	0				0.00
	3	0	0	0	0	0	0	0	0	0	0	0				0.00
	4	0	0	0	0	0	0	0	0	0	0	0				0.00
	5	0	0	0	0	0	0	0	0	0	0	0				0.00
	6	0	0	0	0	0	0	0	0	0	0	0				0.00
	7	0	0	0	0	0	0	0	0	0	0	0				0.00
	10	0	0	0	0	0	0	0	0	0	0	0				0.00
OUT OF SERVICE AREA	1	0	2	2	2	0	0	0	0	0	0	0		\$0	0	0.00
	2	0	6	6	6	0	0	0	0	0	0	0		\$0	0	0.00
	C3A	0	1	1	1	0	0	0	0	0	0	0				0.00
	C3B	0	0	0	0	0	0	0	0	0	0	0				0.00
	3	0	2	2	2	0	0	0	0	0	0	0				0.00
	4	0	0	0	0	0	0	0	0	0	0	0				0.00
	5	0	0	0	0	0	0	0	0	0	0	0				0.00
	6	0	0	0	0	0	0	0	0	0	0	0				0.00
	7	0	0	0	0	0	0	0	0	0	0	0				0.00
	10	0	0	0	0	0	0	0	0	0	0	0				0.00
MUTUAL AID GIVEN	1	0	0	0	0	0	0	0	0	0	0	0		\$0	0	0.00
	2	0	0	0	0	0	0	0	0	0	0	0		\$0	0	0.00
	C3A	0	0	0	0	0	0	0	0	0	0	0				0.00
	C3B	0	0	0	0	0	0	0	0	0	0	0				0.00
	3	0	0	0	0	0	0	0	0	0	0	0				0.00
	4	0	0	0	0	0	0	0	0	0	0	0				0.00
	5	0	0	0	0	0	0	0	0	0	0	0				0.00
	6	0	0	0	0	0	0	0	0	0	0	0				0.00
	7	0	0	0	0	0	0	0	0	0	0	0				0.00
	10	0	0	0	0	0	0	0	0	0	0	0				0.00
TOTAL:														\$0		

151

142.17
94.15%

Exemptions per the Less Than 10 policy

EOA 1 Suburban	1	5	1	6	0	6	1	0	0	0	6	1	83.33%	\$1,000
EOA 2 Suburban	C3B	3	1	4	0	4	1	0	0	0	4	1	75.00%	
EOA 2 Urban	2	6	1	7	0	7	1	0	0	0	7	1	85.71%	\$1,000
EOA 11 Urban	1	6	1	7	0	7	1	0	0	0	7	1	85.71%	\$1,000



Kern County - Hall Ambulance Response Compliance and Penalty

Period: Dec 2023 to Dec 2023

Report Status: In Progress with 35 calls in Working Status

Zone	Priority	Compliance Reporting 2023/12/01 - 2023/12/31											Compliance Period Reporting for Repetitive Non-Compliance		Out of Compliance Count for 12 Periods Including	
		On Time	Late	Total Incidents	Do Not Count	Adjusted Total Incidents	Adjusted Late	Exemptions Requested	Exemptions Approved	Time Corrections Approved	Compliance Calculated	Compliance Calculated	Response Time Compliance	Response Time Penalty		Consecutive Periods Out of Compliance
EOA 1 Metro	1	23	8	31	0	31	8	3	3	0	28	5	82.14%	\$1,000	1	0.82
	2	33	2	35	0	35	2	0	0	0	35	2	94.29%	\$0	0	0.94
	C3A	38	1	39	0	39	1	1	1	0	38	0	100.00%			1.00
	C3B	25	0	25	0	25	0	0	0	0	25	0	100.00%			1.00
	3	23	2	25	0	25	2	1	1	0	24	1	95.83%			0.96
	4	0	0	0	0	0	0	0	0	0	0	0				0.00
	5	0	0	0	0	0	0	0	0	0	0	0				0.00
	6	0	0	0	0	0	0	0	0	0	0	0				0.00
	7	0	0	0	0	0	0	0	0	0	0	0				0.00
	8	0	0	0	0	0	0	0	0	0	0	0				0.00
10	2	1	3	0	3	1	0	0	1	3	0	100.00%			1.00	
EOA 1 Rural	1	4	0	4	0	4	0	0	0	0	4	0	100.00%	\$0	0	1.00
	2	2	0	2	0	2	0	0	0	0	2	0	100.00%	\$0	0	1.00
	C3A	5	0	5	0	5	0	0	0	0	5	0	100.00%			1.00
	C3B	1	0	1	0	1	0	0	0	0	1	0	100.00%			1.00
	3	1	0	1	0	1	0	0	0	0	1	0	100.00%			1.00
	4	0	0	0	0	0	0	0	0	0	0	0				0.00
	5	0	0	0	0	0	0	0	0	0	0	0				0.00
	6	0	0	0	0	0	0	0	0	0	0	0				0.00
	7	0	0	0	0	0	0	0	0	0	0	0				0.00
	8	0	0	0	0	0	0	0	0	0	0	0				0.00
10	0	0	0	0	0	0	0	0	0	0	0				0.00	
EOA 1 Suburban	1	9	0	9	0	9	0	0	0	0	9	0	100.00%	\$0	0	1.00
	2	4	0	4	0	4	0	0	0	0	4	0	100.00%	\$0	0	1.00
	C3A	6	0	6	0	6	0	0	0	0	6	0	100.00%			1.00
	C3B	5	0	5	0	5	0	0	0	0	5	0	100.00%			1.00
	3	5	0	5	0	5	0	0	0	0	5	0	100.00%			1.00
	4	0	0	0	0	0	0	0	0	0	0	0				0.00
	5	0	0	0	0	0	0	0	0	0	0	0				0.00
	6	0	0	0	0	0	0	0	0	0	0	0				0.00
	7	0	0	0	0	0	0	0	0	0	0	0				0.00
	8	0	0	0	0	0	0	0	0	0	0	0				0.00
10	0	0	0	0	0	0	0	0	0	0	0				0.00	
EOA 1 Urban	2	16	1	17	0	17	1	0	0	0	17	1	94.12%	\$0	0	0.94
	C3A	3	0	3	0	3	0	0	0	0	3	0	100.00%			1.00
	C3B	0	0	0	0	0	0	0	0	0	0	0				0.00
	3	13	0	13	0	13	0	0	0	0	13	0	100.00%			1.00
	4	0	0	0	0	0	0	0	0	0	0	0				0.00
	5	0	0	0	0	0	0	0	0	0	0	0				0.00
	6	0	0	0	0	0	0	0	0	0	0	0				0.00
	7	0	0	0	0	0	0	0	0	0	0	0				0.00
	8	0	0	0	0	0	0	0	0	0	0	0				0.00
	10	0	0	0	0	0	0	0	0	0	0	0				0.00
1	0	0	0	0	0	0	0	0	0	0	0		\$0	0	0.00	



Kern County - Hall Ambulance Response Compliance and Penalty

Period: Dec 2023 to Dec 2023

Report Status: In Progress with 35 calls in Working Status

EOA 1 Wilderness	2	0	0	0	0	0	0	0	0	0	0	0		\$0	0	0.00
	C3A	0	0	0	0	0	0	0	0	0	0	0				0.00
	C3B	0	0	0	0	0	0	0	0	0	0	0				0.00
	3	0	0	0	0	0	0	0	0	0	0	0				0.00
	4	0	0	0	0	0	0	0	0	0	0	0				0.00
	5	0	0	0	0	0	0	0	0	0	0	0				0.00
	6	0	0	0	0	0	0	0	0	0	0	0				0.00
	7	0	0	0	0	0	0	0	0	0	0	0				0.00
	8	0	0	0	0	0	0	0	0	0	0	0				0.00
	10	0	0	0	0	0	0	0	0	0	0	0				0.00
EOA 2 Metro	1	16	4	20	0	20	4	1	1	0	19	3	84.21%	\$1,000	1	0.84
	2	37	3	40	0	40	3	2	2	0	38	1	97.37%	\$0	0	0.97
	C3A	36	2	38	0	38	2	1	1	0	37	1	97.30%			0.97
	C3B	16	2	18	0	18	2	1	1	0	17	1	94.12%			0.94
	3	29	1	30	0	30	1	0	0	0	30	1	96.67%			0.97
	4	0	0	0	0	0	0	0	0	0	0	0				0.00
	5	0	0	0	0	0	0	0	0	0	0	0				0.00
	6	0	0	0	0	0	0	0	0	0	0	0				0.00
	7	0	0	0	0	0	0	0	0	0	0	0				0.00
	8	0	0	0	0	0	0	0	0	0	0	0				0.00
10	0	0	0	0	0	0	0	0	0	0	0				0.00	
EOA 2 Rural	1	2	0	2	0	2	0	0	0	0	2	0	100.00%	\$0	0	1.00
	2	3	0	3	0	3	0	0	0	0	3	0	100.00%	\$0	0	1.00
	C3A	1	0	1	0	1	0	0	0	0	1	0	100.00%			1.00
	C3B	0	0	0	0	0	0	0	0	0	0	0				0.00
	3	0	0	0	0	0	0	0	0	0	0	0				0.00
	4	0	0	0	0	0	0	0	0	0	0	0				0.00
	5	0	0	0	0	0	0	0	0	0	0	0				0.00
	6	0	0	0	0	0	0	0	0	0	0	0				0.00
	7	0	0	0	0	0	0	0	0	0	0	0				0.00
	8	0	0	0	0	0	0	0	0	0	0	0				0.00
10	0	0	0	0	0	0	0	0	0	0	0				0.00	
EOA 2 Suburban	1	9	1	10	0	10	1	1	1	0	9	0	100.00%	\$0	0	1.00
	2	6	0	6	0	6	0	0	0	0	6	0	100.00%	\$0	0	1.00
	C3A	7	0	7	0	7	0	0	0	0	7	0	100.00%			1.00
	C3B	2	0	2	0	2	0	0	0	0	2	0	100.00%			1.00
	3	2	0	2	0	2	0	0	0	0	2	0	100.00%			1.00
	4	0	0	0	0	0	0	0	0	0	0	0				0.00
	5	0	0	0	0	0	0	0	0	0	0	0				0.00
	6	0	0	0	0	0	0	0	0	0	0	0				0.00
	7	0	0	0	0	0	0	0	0	0	0	0				0.00
	8	1	0	1	0	1	0	0	0	0	1	0	100.00%			1.00
10	0	0	0	0	0	0	0	0	0	0	0				0.00	
															1	0.00
															2	0.00
	C3A	15	0	15	0	15	0	0	0	0	15	0	100.00%			1.00
	C3B	4	0	4	0	4	0	0	0	0	4	0	100.00%			1.00
	3	5	0	5	0	5	0	0	0	0	5	0	100.00%			1.00



Kern County - Hall Ambulance Response Compliance and Penalty

Period: Dec 2023 to Dec 2023

Report Status: In Progress with 35 calls in Working Status

EOA 2 Urban	4	0	0	0	0	0	0	0	0	0	0	0					0.00
	5	0	0	0	0	0	0	0	0	0	0	0					0.00
	6	0	0	0	0	0	0	0	0	0	0	0					0.00
	7	0	0	0	0	0	0	0	0	0	0	0					0.00
	8	0	0	0	0	0	0	0	0	0	0	0					0.00
	10	0	2	2	0	2	2	0	0	2	2	0	100.00%				1.00
EOA 3 Metro	1	35	6	41	1	40	5	1	1	0	39	4	89.74%	\$1,000	1		0.90
	2	65	4	69	0	69	4	1	1	0	68	3	95.59%	\$0	0		0.96
	C3A	51	1	52	0	52	1	1	1	0	51	0	100.00%				1.00
	C3B	33	3	36	0	36	3	1	1	0	35	2	94.29%				0.94
	3	38	0	38	0	38	0	0	0	0	38	0	100.00%				1.00
	4	0	0	0	0	0	0	0	0	0	0	0					0.00
	5	2	0	2	0	2	0	0	0	0	2	0	100.00%				1.00
	6	6	8	14	0	14	8	0	0	0	14	8	42.86%				0.43
	7	56	20	76	0	76	20	0	0	0	76	20	73.68%				0.74
	8	0	0	0	0	0	0	0	0	0	0	0					0.00
	10	0	0	0	0	0	0	0	0	0	0					0.00	
EOA 3 Rural	1	0	0	0	0	0	0	0	0	0	0	0		\$0	0		0.00
	2	0	0	0	0	0	0	0	0	0	0	0		\$0	0		0.00
	C3A	1	0	1	0	1	0	0	0	0	1	0	100.00%				1.00
	C3B	0	0	0	0	0	0	0	0	0	0	0					0.00
	3	0	0	0	0	0	0	0	0	0	0	0					0.00
	4	0	0	0	0	0	0	0	0	0	0	0					0.00
	5	0	0	0	0	0	0	0	0	0	0	0					0.00
	6	0	0	0	0	0	0	0	0	0	0	0					0.00
	7	0	0	0	0	0	0	0	0	0	0	0					0.00
	8	0	0	0	0	0	0	0	0	0	0	0					0.00
	10	0	0	0	0	0	0	0	0	0	0					0.00	
EOA 3 Suburban	1	7	0	7	0	7	0	0	0	0	7	0	100.00%	\$0	0		1.00
	2	0	0	0	0	0	0	0	0	0	0	0		\$0	0		0.00
	C3A	2	0	2	0	2	0	0	0	0	2	0	100.00%				1.00
	C3B	0	0	0	0	0	0	0	0	0	0	0					0.00
	3	1	0	1	0	1	0	0	0	0	1	0	100.00%				1.00
	4	0	0	0	0	0	0	0	0	0	0	0					0.00
	5	0	0	0	0	0	0	0	0	0	0	0					0.00
	6	0	0	0	0	0	0	0	0	0	0	0					0.00
	7	0	0	0	0	0	0	0	0	0	0	0					0.00
	8	0	0	0	0	0	0	0	0	0	0	0					0.00
	10	0	0	0	0	0	0	0	0	0	0					0.00	
EOA 3 Urban	1	50	2	52	0	52	2	2	2	0	50	0	100.00%	\$0	0		1.00
	2	58	4	62	0	62	4	1	1	0	61	3	95.08%	\$0	0		0.95
	C3A	21	0	21	0	21	0	0	0	0	21	0	100.00%				1.00
	C3B	21	0	21	0	21	0	0	0	0	21	0	100.00%				1.00
	3	26	1	27	0	27	1	0	0	0	27	1	96.30%				0.96
	4	0	0	0	0	0	0	0	0	0	0	0					0.00
	5	0	0	0	0	0	0	0	0	0	0	0					0.00
	6	0	0	0	0	0	0	0	0	0	0					0.00	
	7	1	1	2	0	2	1	0	0	0	2	1	50.00%				0.50



Kern County - Hall Ambulance Response Compliance and Penalty

Period: Dec 2023 to Dec 2023

Report Status: In Progress with 35 calls in Working Status

	8	0	0	0	0	0	0	0	0	0	0	0				0.00
	10	0	0	0	0	0	0	0	0	0	0	0				0.00
EOA 3 Wilderness	1	0	0	0	0	0	0	0	0	0	0	0	\$0	0		0.00
	2	0	0	0	0	0	0	0	0	0	0	0	\$0	0		0.00
	C3A	0	0	0	0	0	0	0	0	0	0	0				0.00
	C3B	0	0	0	0	0	0	0	0	0	0	0				0.00
	3	0	0	0	0	0	0	0	0	0	0	0				0.00
	4	0	0	0	0	0	0	0	0	0	0	0				0.00
	5	0	0	0	0	0	0	0	0	0	0	0				0.00
	6	0	0	0	0	0	0	0	0	0	0	0				0.00
	7	0	0	0	0	0	0	0	0	0	0	0				0.00
	8	0	0	0	0	0	0	0	0	0	0	0				0.00
10	0	0	0	0	0	0	0	0	0	0	0				0.00	
EOA 4 Metro	1	1021	182	1203	2	1201	180	142	142	5	1059	33	96.88%	\$0	0	0.97
	2	1593	195	1788	5	1783	190	165	165	0	1618	25	98.45%	\$0	0	0.98
	C3A	1469	151	1620	0	1620	151	131	131	3	1489	17	98.86%			0.99
	C3B	1076	170	1246	2	1244	168	145	143	2	1101	23	97.91%			0.98
	3	1093	98	1191	0	1191	98	87	86	2	1105	10	99.10%			0.99
	4	0	0	0	0	0	0	0	0	0	0	0				0.00
	5	2	0	2	0	2	0	0	0	0	2	0	100.00%			1.00
	6	87	71	158	0	158	71	0	0	0	158	71	55.06%			0.55
	7	250	92	342	0	342	92	0	0	0	342	92	73.10%			0.73
	8	13	3	16	0	16	3	0	0	0	16	3	81.25%			0.81
10	78	78	156	0	156	78	2	2	76	154	0	100.00%			1.00	
EOA 4 Rural	1	2	0	2	0	2	0	0	0	0	2	0	100.00%	\$0	0	1.00
	2	0	0	0	0	0	0	0	0	0	0	0		\$0	0	0.00
	C3A	2	0	2	0	2	0	0	0	0	2	0	100.00%			1.00
	C3B	1	0	1	0	1	0	0	0	0	1	0	100.00%			1.00
	3	0	0	0	0	0	0	0	0	0	0	0				0.00
	4	0	0	0	0	0	0	0	0	0	0	0				0.00
	5	0	0	0	0	0	0	0	0	0	0	0				0.00
	6	0	0	0	0	0	0	0	0	0	0	0				0.00
	7	0	0	0	0	0	0	0	0	0	0	0				0.00
	8	0	0	0	0	0	0	0	0	0	0	0				0.00
10	0	0	0	0	0	0	0	0	0	0	0				0.00	
EOA 4 Suburban	1	10	1	11	0	11	1	1	1	0	10	0	100.00%	\$0	0	1.00
	2	15	2	17	0	17	2	1	1	1	16	0	100.00%	\$0	0	1.00
	C3A	7	0	7	0	7	0	0	0	0	7	0	100.00%			1.00
	C3B	10	0	10	0	10	0	0	0	0	10	0	100.00%			1.00
	3	7	0	7	0	7	0	0	0	0	7	0	100.00%			1.00
	4	0	0	0	0	0	0	0	0	0	0	0				0.00
	5	0	0	0	0	0	0	0	0	0	0	0				0.00
	6	0	0	0	0	0	0	0	0	0	0	0				0.00
	7	0	0	0	0	0	0	0	0	0	0	0				0.00
	8	0	0	0	0	0	0	0	0	0	0	0				0.00
10	0	0	0	0	0	0	0	0	0	0	0				0.00	
EOA 4 Suburban	1	25	3	28	0	28	3	2	2	0	26	1	96.15%	\$0	0	0.96
	2	30	3	33	0	33	3	3	3	0	30	0	100.00%	\$0	0	1.00



Kern County - Hall Ambulance Response Compliance and Penalty

Period: Dec 2023 to Dec 2023

Report Status: In Progress with 35 calls in Working Status

EOA 4 Urban	C3A	29	3	32	0	32	3	2	2	1	30	0	100.00%			1.00
	C3B	11	2	13	0	13	2	2	2	0	11	0	100.00%			1.00
	3	16	3	19	0	19	3	1	1	2	18	0	100.00%			1.00
	4	0	0	0	0	0	0	0	0	0	0	0				0.00
	5	0	0	0	0	0	0	0	0	0	0	0				0.00
	6	0	1	1	0	1	1	0	0	0	1	1	0.00%			0.00
	7	0	0	0	0	0	0	0	0	0	0	0				0.00
	8	0	0	0	0	0	0	0	0	0	0	0				0.00
	10	1	0	1	0	1	0	0	0	0	1	0	100.00%			1.00
	EOA 4 Wilderness	1	0	0	0	0	0	0	0	0	0	0	0		\$0	0
2		0	0	0	0	0	0	0	0	0	0	0		\$0	0	0.00
C3A		0	0	0	0	0	0	0	0	0	0	0				0.00
C3B		0	0	0	0	0	0	0	0	0	0	0				0.00
3		0	0	0	0	0	0	0	0	0	0	0				0.00
4		0	0	0	0	0	0	0	0	0	0	0				0.00
5		0	0	0	0	0	0	0	0	0	0	0				0.00
6		0	0	0	0	0	0	0	0	0	0	0				0.00
7		0	0	0	0	0	0	0	0	0	0	0				0.00
8		0	0	0	0	0	0	0	0	0	0	0				0.00
10	0	0	0	0	0	0	0	0	0	0	0				0.00	
EOA 8 Metro	1	61	23	84	0	84	23	16	16	0	68	7	89.71%	\$1,000	1	0.90
	2	91	13	104	0	104	13	7	7	0	97	6	93.81%	\$0	0	0.94
	C3A	102	11	113	0	113	11	9	9	0	104	2	98.08%			0.98
	C3B	59	11	70	0	70	11	7	7	0	63	4	93.65%			0.94
	3	68	2	70	0	70	2	2	2	0	68	0	100.00%			1.00
	4	0	0	0	0	0	0	0	0	0	0	0				0.00
	5	1	0	1	0	1	0	0	0	0	1	0	100.00%			1.00
	6	5	10	15	0	15	10	0	0	0	15	10	33.33%			0.33
	7	75	65	140	0	140	65	0	0	0	140	65	53.57%			0.54
	8	0	0	0	0	0	0	0	0	0	0	0				0.00
10	0	4	4	0	4	4	0	0	4	4	0	100.00%			1.00	
EOA 8 Rural	1	10	0	10	0	10	0	0	0	0	10	0	100.00%	\$0	0	1.00
	2	3	0	3	0	3	0	0	0	0	3	0	100.00%	\$0	0	1.00
	C3A	4	0	4	0	4	0	0	0	0	4	0	100.00%			1.00
	C3B	0	0	0	0	0	0	0	0	0	0	0				0.00
	3	2	0	2	0	2	0	0	0	0	2	0	100.00%			1.00
	4	0	0	0	0	0	0	0	0	0	0	0				0.00
	5	0	0	0	0	0	0	0	0	0	0	0				0.00
	6	0	0	0	0	0	0	0	0	0	0	0				0.00
	7	0	0	0	0	0	0	0	0	0	0	0				0.00
	8	0	0	0	0	0	0	0	0	0	0	0				0.00
10	0	0	0	0	0	0	0	0	0	0	0				0.00	
EOA 8 Suburban	1	31	11	42	1	41	10	4	4	0	37	6	83.78%	\$1,000	1	0.84
	2	33	5	38	0	38	5	2	2	0	36	3	91.67%	\$0	0	0.92
	C3A	38	3	41	0	41	3	3	3	0	38	0	100.00%			1.00
	C3B	19	2	21	0	21	2	2	2	0	19	0	100.00%			1.00
	3	19	2	21	0	21	2	1	1	0	20	1	95.00%			0.95
4	0	0	0	0	0	0	0	0	0	0	0				0.00	



Kern County - Hall Ambulance Response Compliance and Penalty

Period: Dec 2023 to Dec 2023

Report Status: In Progress with 35 calls in Working Status

	5	0	0	0	0	0	0	0	0	0	0	0					0.00
	6	1	0	1	0	1	0	0	0	0	1	0	100.00%				1.00
	7	0	0	0	0	0	0	0	0	0	0	0					0.00
	8	2	0	2	0	2	0	0	0	0	2	0	100.00%				1.00
	10	0	0	0	0	0	0	0	0	0	0	0					0.00
EOA 8 Urban	1	19	9	28	3	25	6	2	2	0	23	4	82.61%	\$1,000	1		0.83
	2	15	1	16	0	16	1	0	0	0	16	1	93.75%	\$0	0		0.94
	C3A	21	1	22	0	22	1	1	1	0	21	0	100.00%				1.00
	C3B	18	1	19	0	19	1	1	1	0	18	0	100.00%				1.00
	3	6	0	6	0	6	0	0	0	0	6	0	100.00%				1.00
	4	0	0	0	0	0	0	0	0	0	0	0					0.00
	5	0	0	0	0	0	0	0	0	0	0	0					0.00
	6	0	0	0	0	0	0	0	0	0	0	0					0.00
	7	0	0	0	0	0	0	0	0	0	0	0					0.00
	8	0	0	0	0	0	0	0	0	0	0	0					0.00
	10	0	1	1	0	1	1	0	0	1	1	0	100.00%				1.00
EOA 8 Wilderness	1	0	0	0	0	0	0	0	0	0	0	0		\$0	0		0.00
	2	0	0	0	0	0	0	0	0	0	0	0		\$0	0		0.00
	C3A	0	0	0	0	0	0	0	0	0	0	0					0.00
	C3B	1	0	1	0	1	0	0	0	0	1	0	100.00%				1.00
	3	1	0	1	0	1	0	0	0	0	1	0	100.00%				1.00
	4	0	0	0	0	0	0	0	0	0	0	0					0.00
	5	0	0	0	0	0	0	0	0	0	0	0					0.00
	6	0	0	0	0	0	0	0	0	0	0	0					0.00
	7	0	0	0	0	0	0	0	0	0	0	0					0.00
	8	0	0	0	0	0	0	0	0	0	0	0					0.00
	10	0	0	0	0	0	0	0	0	0	0	0					0.00
EOA 9 Metro	1	31	3	34	0	34	3	1	1	0	33	2	93.94%	\$0	0		0.94
	2	59	6	65	0	65	6	5	5	1	60	0	100.00%	\$0	0		1.00
	C3A	43	5	48	0	48	5	2	2	0	46	3	93.48%				0.93
	C3B	25	3	28	0	28	3	2	2	0	26	1	96.15%				0.96
	3	27	1	28	0	28	1	1	1	0	27	0	100.00%				1.00
	4	0	0	0	0	0	0	0	0	0	0	0					0.00
	5	0	0	0	0	0	0	0	0	0	0	0					0.00
	6	0	0	0	0	0	0	0	0	0	0	0					0.00
	7	0	0	0	0	0	0	0	0	0	0	0					0.00
	8	0	0	0	0	0	0	0	0	0	0	0					0.00
	10	4	0	4	0	4	0	0	0	0	4	0	100.00%				1.00
EOA 9 Rural	1	0	0	0	0	0	0	0	0	0	0	0		\$0	0		0.00
	2	2	0	2	0	2	0	0	0	0	2	0	100.00%	\$0	0		1.00
	C3A	0	0	0	0	0	0	0	0	0	0	0					0.00
	C3B	0	0	0	0	0	0	0	0	0	0	0					0.00
	3	0	0	0	0	0	0	0	0	0	0	0					0.00
	4	0	0	0	0	0	0	0	0	0	0	0					0.00
	5	0	0	0	0	0	0	0	0	0	0	0					0.00
	6	0	0	0	0	0	0	0	0	0	0	0					0.00
7	0	0	0	0	0	0	0	0	0	0	0					0.00	
8	0	0	0	0	0	0	0	0	0	0	0					0.00	



Kern County - Hall Ambulance Response Compliance and Penalty

Period: Dec 2023 to Dec 2023

Report Status: In Progress with 35 calls in Working Status

EOA 9 Suburban	10	0	0	0	0	0	0	0	0	0	0	0	0	0	0	0	0.00
	1	6	0	6	0	6	0	0	0	0	6	0	100.00%	\$0	0	1.00	
	2	3	0	3	0	3	0	0	0	0	3	0	100.00%	\$0	0	1.00	
	C3A	6	0	6	0	6	0	0	0	0	6	0	100.00%			1.00	
	C3B	1	0	1	0	1	0	0	0	0	1	0	100.00%			1.00	
	3	0	0	0	0	0	0	0	0	0	0	0				0.00	
	4	0	0	0	0	0	0	0	0	0	0	0				0.00	
	5	0	0	0	0	0	0	0	0	0	0	0				0.00	
	6	0	0	0	0	0	0	0	0	0	0	0				0.00	
	7	0	0	0	0	0	0	0	0	0	0	0				0.00	
8	0	0	0	0	0	0	0	0	0	0	0				0.00		
10	0	0	0	0	0	0	0	0	0	0	0				0.00		
EOA 9 Urban	1	6	1	7	0	7	1	1	1	0	6	0	100.00%	\$0	0	1.00	
																1	0.00
	C3A	6	0	6	0	6	0	0	0	0	6	0	100.00%			1.00	
	C3B	4	0	4	0	4	0	0	0	0	4	0	100.00%			1.00	
	3	3	0	3	0	3	0	0	0	0	3	0	100.00%			1.00	
	4	0	0	0	0	0	0	0	0	0	0	0				0.00	
	5	0	0	0	0	0	0	0	0	0	0	0				0.00	
	6	0	0	0	0	0	0	0	0	0	0	0				0.00	
	7	0	0	0	0	0	0	0	0	0	0	0				0.00	
	8	0	0	0	0	0	0	0	0	0	0	0				0.00	
10	0	0	0	0	0	0	0	0	0	0	0				0.00		
EOA 9 Wilderness	1	0	0	0	0	0	0	0	0	0	0	0		\$0	0	0.00	
	2	0	0	0	0	0	0	0	0	0	0	0		\$0	0	0.00	
	C3A	0	0	0	0	0	0	0	0	0	0	0				0.00	
	C3B	0	0	0	0	0	0	0	0	0	0	0				0.00	
	3	0	0	0	0	0	0	0	0	0	0	0				0.00	
	4	0	0	0	0	0	0	0	0	0	0	0				0.00	
	5	0	0	0	0	0	0	0	0	0	0	0				0.00	
	6	0	0	0	0	0	0	0	0	0	0	0				0.00	
	7	0	0	0	0	0	0	0	0	0	0	0				0.00	
	8	0	0	0	0	0	0	0	0	0	0	0				0.00	
10	0	0	0	0	0	0	0	0	0	0	0				0.00		
EOA 11 Metro	1	60	11	71	0	71	11	8	8	0	63	3	95.24%	\$0	0	0.95	
	2	90	5	95	0	95	5	5	5	0	90	0	100.00%	\$0	0	1.00	
	C3A	120	12	132	1	131	11	8	8	0	123	3	97.56%			0.98	
	C3B	82	7	89	0	89	7	7	7	0	82	0	100.00%			1.00	
	3	53	5	58	0	58	5	3	3	1	55	1	98.18%			0.98	
	4	0	0	0	0	0	0	0	0	0	0	0				0.00	
	5	0	0	0	0	0	0	0	0	0	0	0				0.00	
	6	0	0	0	0	0	0	0	0	0	0	0				0.00	
	7	0	0	0	0	0	0	0	0	0	0	0				0.00	
	8	0	0	0	0	0	0	0	0	0	0	0				0.00	
10	1	1	2	0	2	1	0	0	1	2	0	100.00%			1.00		
EOA 11 Metro	1	11	0	11	0	11	0	0	0	0	11	0	100.00%	\$0	0	1.00	
	2	9	0	9	0	9	0	0	0	0	9	0	100.00%	\$0	0	1.00	
	C3A	4	0	4	0	4	0	0	0	0	4	0	100.00%			1.00	



Kern County - Hall Ambulance Response Compliance and Penalty

Period: Dec 2023 to Dec 2023

Report Status: In Progress with 35 calls in Working Status

EOA	Call #	1	2	3	4	5	6	7	8	9	10	11	12	Compliance %	Penalty	Amount	Balance
EOA 11 Rural	C3B	2	0	2	0	2	0	0	0	0	0	2	0	100.00%			1.00
	3	2	0	2	0	2	0	0	0	0	0	2	0	100.00%			1.00
	4	0	0	0	0	0	0	0	0	0	0	0	0				0.00
	5	0	0	0	0	0	0	0	0	0	0	0	0				0.00
	6	0	0	0	0	0	0	0	0	0	0	0	0				0.00
	7	0	0	0	0	0	0	0	0	0	0	0	0				0.00
	8	0	0	0	0	0	0	0	0	0	0	0	0				0.00
	10	0	0	0	0	0	0	0	0	0	0	0	0				0.00
	1	6	0	6	0	6	0	0	0	0	0	6	0	100.00%	\$0	0	1.00
	2	9	0	9	0	9	0	0	0	0	0	9	0	100.00%	\$0	0	1.00
EOA 11 Suburban	C3A	9	0	9	0	9	0	0	0	0	9	0	100.00%			1.00	
	C3B	6	0	6	0	6	0	0	0	0	6	0	100.00%			1.00	
	3	4	0	4	0	4	0	0	0	0	4	0	100.00%			1.00	
	4	0	0	0	0	0	0	0	0	0	0	0				0.00	
	5	0	0	0	0	0	0	0	0	0	0	0				0.00	
	6	0	0	0	0	0	0	0	0	0	0	0				0.00	
	7	0	0	0	0	0	0	0	0	0	0	0				0.00	
	10	0	0	0	0	0	0	0	0	0	0	0				0.00	
EOA 11 Urban	1	14	0	14	0	14	0	0	0	0	14	0	100.00%	\$0	0	1.00	
	2	7	0	7	0	7	0	0	0	0	7	0	100.00%	\$0	0	1.00	
	C3A	11	0	11	0	11	0	0	0	0	11	0	100.00%			1.00	
	C3B	8	0	8	0	8	0	0	0	0	8	0	100.00%			1.00	
	3	2	0	2	0	2	0	0	0	0	2	0	100.00%			1.00	
	4	0	0	0	0	0	0	0	0	0	0	0				0.00	
	5	0	0	0	0	0	0	0	0	0	0	0				0.00	
	6	0	0	0	0	0	0	0	0	0	0	0				0.00	
	7	0	0	0	0	0	0	0	0	0	0	0				0.00	
	8	0	0	0	0	0	0	0	0	0	0	0				0.00	
EOA 11 Wilderness	10	0	0	0	0	0	0	0	0	0	0	0				0.00	
	1	0	0	0	0	0	0	0	0	0	0	0		\$0	0	0.00	
	2	0	0	0	0	0	0	0	0	0	0	0		\$0	0	0.00	
	C3A	0	0	0	0	0	0	0	0	0	0	0				0.00	
	C3B	0	0	0	0	0	0	0	0	0	0	0				0.00	
	3	1	1	2	0	2	1	0	0	0	2	1		50.00%			0.50
	4	0	0	0	0	0	0	0	0	0	0	0				0.00	
	5	0	0	0	0	0	0	0	0	0	0	0				0.00	
	6	0	0	0	0	0	0	0	0	0	0	0				0.00	
	7	0	0	0	0	0	0	0	0	0	0	0				0.00	
OUT OF SERVICE AREA	8	0	0	0	0	0	0	0	0	0	0	0				0.00	
	10	0	0	0	0	0	0	0	0	0	0	0				0.00	
	1	0	0	0	0	0	0	0	0	0	0	0		\$0	0	0.00	
	2	0	2	2	2	0	0	0	0	0	0	0		\$0	0	0.00	
	C3A	0	0	0	0	0	0	0	0	0	0	0				0.00	
	C3B	0	0	0	0	0	0	0	0	0	0	0				0.00	
3	0	2	2	2	0	0	0	0	0	0	0				0.00		
4	0	0	0	0	0	0	0	0	0	0	0				0.00		
5	0	0	0	0	0	0	0	0	0	0	0				0.00		



Kern County - Hall Ambulance Response Compliance and Penalty

Period: Dec 2023 to Dec 2023

Report Status: In Progress with 35 calls in Working Status

	6	0	0	0	0	0	0	0	0	0	0	0	0				0.00			
	7	0	0	0	0	0	0	0	0	0	0	0	0				0.00			
	8	0	0	0	0	0	0	0	0	0	0	0	0				0.00			
	10	0	0	0	0	0	0	0	0	0	0	0	0				0.00			
MUTUAL AID GIVEN	1	0	0	0	0	0	0	0	0	0	0	0	0	\$0	0		0.00			
	2	0	0	0	0	0	0	0	0	0	0	0	0	\$0	0		0.00			
	C3A	0	0	0	0	0	0	0	0	0	0	0	0				0.00			
	C3B	0	0	0	0	0	0	0	0	0	0	0	0				0.00			
	3	0	0	0	0	0	0	0	0	0	0	0	0				0.00			
	4	0	0	0	0	0	0	0	0	0	0	0	0				0.00			
	5	0	0	0	0	0	0	0	0	0	0	0	0				0.00			
	6	0	0	0	0	0	0	0	0	0	0	0	0				0.00			
	7	0	0	0	0	0	0	0	0	0	0	0	0				0.00			
	8	0	0	0	0	0	0	0	0	0	0	0	0				0.00			
	10	0	0	0	0	0	0	0	0	0	0	0				0.00				
														TOTAL:	\$6,000			145	138.04	95.20%

Exempt per Less than 10 policy

EOA 1 Urban	1	3	1	4	0	4	1	0	0	0	4	1	75.00%	\$1,000
EOA 2 Urban	1	8	1	9	0	9	1	0	0	0	9	1	88.89%	\$1,000
EOA 2 Urban	2	5	3	8	0	8	3	1	1	0	7	2	71.43%	\$1,000
EOA 9 Urban	2	6	1	7	0	7	1	0	0	0	7	1	85.71%	\$1,000
EOA 11 Suburban	8	6	3	9	0	9	3	0	0	0	9	3	66.67%	



Kern County - Liberty Ambulance Response Compliance and Penalty

Period: Jan 01 2023 to Jan 31 2023

Report Status: In Progress with 106 calls in Working Status

Zone	Priority	Compliance Reporting 2023/01/01 - 2023/01/31											BLS on ALS		Compliance Period Reporting for repetitive non-compliance			
		On Time	Late	Total Incidents	Do Not Count	Adjusted Total Incidents	Adjusted Late	Exemptions Requested	Exemptions Approved	Time Corrections Approved	Compliance Calculated Incidents	Compliance Calculated Late	Response Time Compliance	Response Time Penalty	BLS on ALS	Total Fine Assessment	Consecutive Periods Out of Compliance Including Current Period	Out of Compliance Count for 12 Periods Including Current Period
EOA 6 Metro	1	29	7	36	0	36	7	0	0	0	36	7	80.55%	\$1,000	0	\$1,000	3	
	2	56	2	58	0	58	2	0	0	0	58	2	96.55%	\$0	0	\$0	0	
	3	23	4	27	0	27	4	0	0	0	27	4	85.19%		0	\$0		
	4	0	0	0	0	0	0	0	0	0	0	0	--		0	\$0		
	5	0	0	0	0	0	0	0	0	0	0	0	--		0	\$0		
	6	0	0	0	0	0	0	0	0	0	0	0	--		0	\$0		
	7	0	0	0	0	0	0	0	0	0	0	0	--		0	\$0		
	8	0	0	0	0	0	0	0	0	0	0	0	--		0	\$0		
EOA 6 Rural	1	10	0	10	0	10	0	0	0	0	10	0	100.00%	\$0	0	\$0	0	
	2	9	0	9	0	9	0	0	0	0	9	0	100.00%	\$0	0	\$0	0	
	3	2	0	2	0	2	0	0	0	0	2	0	100.00%		0	\$0		
	4	0	0	0	0	0	0	0	0	0	0	0	--		0	\$0		
	5	0	0	0	0	0	0	0	0	0	0	0	--		0	\$0		
	6	0	0	0	0	0	0	0	0	0	0	0	--		0	\$0		
	7	0	0	0	0	0	0	0	0	0	0	0	--		0	\$0		
	8	0	0	0	0	0	0	0	0	0	0	0	--		0	\$0		
EOA 6 Suburban	1	16	0	16	0	16	0	0	0	0	16	0	100.00%	\$0	2	\$0	0	
	2	23	1	24	0	24	1	0	0	0	24	1	95.83%	\$0	0	\$0	0	
	3	12	0	12	0	12	0	0	0	0	12	0	100.00%		0	\$0		
	4	0	0	0	0	0	0	0	0	0	0	0	--		0	\$0		
	5	0	0	0	0	0	0	0	0	0	0	0	--		0	\$0		
	6	0	0	0	0	0	0	0	0	0	0	0	--		0	\$0		
	7	0	0	0	0	0	0	0	0	0	0	0	--		0	\$0		
	8	0	0	0	0	0	0	0	0	0	0	0	--		0	\$0		
EOA 6 Urban	1	37	2	39	0	39	2	0	0	0	39	2	94.87%	\$0	1	\$0	0	
	2	31	1	32	0	32	1	0	0	0	32	1	96.88%	\$0	0	\$0	0	
	3	14	1	15	0	15	1	0	0	0	15	1	93.33%		0	\$0		
	4	2	1	3	0	3	1	0	0	0	3	1	66.67%		0	\$0		
	5	2	0	2	0	2	0	0	0	0	2	0	100.00%		0	\$0		
	6	38	22	60	0	60	22	0	0	0	60	22	63.33%		0	\$0		
	7	6	2	8	0	8	2	0	0	0	8	2	75.00%		0	\$0		
	8	0	0	0	0	0	0	0	0	0	0	0	--		0	\$0		
EOA 6 Wilderness	1	1	0	1	0	1	0	0	0	0	1	0	100.00%	\$0	0	\$0	0	
	2	0	1	1	0	1	1	0	0	0	1	1	0.00%	\$1,000	0	\$1,000	1	
	3	0	0	0	0	0	0	0	0	0	0	0	--		0	\$0		
	4	0	0	0	0	0	0	0	0	0	0	0	--		0	\$0		
	5	0	0	0	0	0	0	0	0	0	0	0	--		0	\$0		
	6	0	0	0	0	0	0	0	0	0	0	0	--		0	\$0		
	7	0	0	0	0	0	0	0	0	0	0	0	--		0	\$0		
	8	0	0	0	0	0	0	0	0	0	0	0	--		0	\$0		
EOA 7 Metro	1	67	13	80	0	80	13	0	0	0	80	13	83.75%	\$1,000	0	\$1,000	3	
	2	94	5	99	0	99	5	0	0	0	99	5	94.95%	\$0	1	\$0	0	
	3	53	0	53	0	53	0	0	0	0	53	0	100.00%		0	\$0		
	4	1	0	1	0	1	0	0	0	0	1	0	100.00%		0	\$0		
	5	0	0	0	0	0	0	0	0	0	0	0	--		0	\$0		
	6	41	18	59	0	59	18	0	0	0	59	18	69.49%		0	\$0		
	7	22	1	23	0	23	1	0	0	0	23	1	95.65%		0	\$0		
	8	0	0	0	0	0	0	0	0	0	0	0	--		0	\$0		
EOA 7 Rural	1	14	0	14	0	14	0	0	0	0	14	0	100.00%	\$0	0	\$0	0	
	2	3	0	3	0	3	0	0	0	0	3	0	100.00%	\$0	0	\$0	0	
	3	1	0	1	0	1	0	0	0	0	1	0	100.00%		0	\$0		
	4	0	0	0	0	0	0	0	0	0	0	0	--		0	\$0		
	5	0	0	0	0	0	0	0	0	0	0	0	--		0	\$0		
	6	0	0	0	0	0	0	0	0	0	0	0	--		0	\$0		
	7	0	0	0	0	0	0	0	0	0	0	0	--		0	\$0		
	8	0	0	0	0	0	0	0	0	0	0	0	--		0	\$0		
EOA 7 Suburban	1	3	0	3	0	3	0	0	0	0	3	0	100.00%	\$0	0	\$0	0	
	2	0	0	0	0	0	0	0	0	0	0	0	--	\$0	0	\$0	0	
	3	1	0	1	0	1	0	0	0	0	1	0	100.00%		0	\$0		
	4	0	0	0	0	0	0	0	0	0	0	0	--		0	\$0		
	5	0	0	0	0	0	0	0	0	0	0	0	--		0	\$0		
	6	0	0	0	0	0	0	0	0	0	0	0	--		0	\$0		
	7	0	0	0	0	0	0	0	0	0	0	0	--		0	\$0		
	8	0	0	0	0	0	0	0	0	0	0	0	--		0	\$0		
EOA 7 Urban	1	3	1	4	0	4	1	0	0	0	4	1	75.00%	\$1,000	0	\$1,000	1	
	2	4	3	7	0	7	3	0	0	0	7	3	57.14%	\$1,000	0	\$1,000	1	
	3	5	0	5	0	5	0	0	0	0	5	0	100.00%		0	\$0		
	4	0	0	0	0	0	0	0	0	0	0	0	--		0	\$0		
	5	0	0	0	0	0	0	0	0	0	0	0	--		0	\$0		
	6	0	0	0	0	0	0	0	0	0	0	0	--		0	\$0		



Kern County - Liberty Ambulance Response Compliance and Penalty

Period: Jan 01 2023 to Jan 31 2023

Report Status: In Progress with 106 calls in Working Status

	7	0	0	0	0	0	0	0	0	0	0	0	0	--		0	\$0		
	8	0	0	0	0	0	0	0	0	0	0	0	0	--		0	\$0		
EOA 7 Wilderness	1	0	0	0	0	0	0	0	0	0	0	0	0	--	\$0	0	\$0	0	
	2	0	0	0	0	0	0	0	0	0	0	0	0	--	\$0	0	\$0	0	
	3	0	0	0	0	0	0	0	0	0	0	0	0	--		0	\$0		
	4	0	0	0	0	0	0	0	0	0	0	0	0	--		0	\$0		
	5	0	0	0	0	0	0	0	0	0	0	0	0	--		0	\$0		
	6	0	0	0	0	0	0	0	0	0	0	0	0	--		0	\$0		
	7	0	0	0	0	0	0	0	0	0	0	0	0	--		0	\$0		
	8	0	0	0	0	0	0	0	0	0	0	0	0	--		0	\$0		
EOA 6	1										102		2.94%		3	\$0	0	0	
	2										124		0.00%		0	\$0	0	0	
	3										56		0.00%		0	\$0	0	0	
EOA 7	1										101		0.00%		0	\$0	0	3	
	2										109		0.92%		1	\$0	0	0	
	3										60		0.00%		0	\$0	0	0	
															5	\$5,000			
															0	\$335			
																\$5,335			



Kern County - Liberty Ambulance Response Compliance and Penalty

Period: Feb 01 2023 to Feb 28 2023

Report Status: In Progress with 56 calls in Working Status

Zone	Priority	Compliance Reporting 2023/02/01 - 2023/02/28											BLS on ALS		Compliance Period Reporting for repetitive non-compliance			
		On Time	Late	Total Incidents	Do Not Count	Adjusted Total Incidents	Adjusted Late	Exemptions Requested	Exemptions Approved	Time Corrections Approved	Compliance Calculated Incidents	Compliance Calculated Late	Response Time Compliance	Response Time Penalty	BLS on ALS	Total Fine Assessment	Consecutive Periods Out of Compliance Including Current Period	Out of Compliance Count for 12 Periods Including Current Period
EOA 6 Metro	1	36	7	43	0	43	7	1	1	0	42	6	85.71%	\$5,000	0	\$5,000	4	
	2	43	8	51	0	51	8	0	0	0	51	8	84.31%	\$1,000	2	\$1,000	1	
	3	20	2	22	0	22	2	0	0	0	22	2	90.91%		0	\$0		
	4	0	0	0	0	0	0	0	0	0	0	0	--		0	\$0		
	5	0	0	0	0	0	0	0	0	0	0	0	--		0	\$0		
	6	0	0	0	0	0	0	0	0	0	0	0	--		0	\$0		
	7	0	0	0	0	0	0	0	0	0	0	0	--		0	\$0		
	8	0	0	0	0	0	0	0	0	0	0	0	--		0	\$0		
EOA 6 Rural	1	5	0	5	0	5	0	0	0	0	5	0	100.00%	\$0	0	\$0	0	
	2	9	0	9	0	9	0	0	0	0	9	0	100.00%	\$0	0	\$0	0	
	3	1	0	1	0	1	0	0	0	0	1	0	100.00%		0	\$0		
	4	0	0	0	0	0	0	0	0	0	0	0	--		0	\$0		
	5	0	0	0	0	0	0	0	0	0	0	0	--		0	\$0		
	6	0	0	0	0	0	0	0	0	0	0	0	--		0	\$0		
	7	0	0	0	0	0	0	0	0	0	0	0	--		0	\$0		
	8	0	0	0	0	0	0	0	0	0	0	0	--		0	\$0		
EOA 6 Suburban	1	13	0	13	0	13	0	0	0	0	13	0	100.00%	\$0	0	\$0	0	
	2	14	0	14	0	14	0	0	0	0	14	0	100.00%	\$0	1	\$0	0	
	3	7	0	7	0	7	0	0	0	0	7	0	100.00%		0	\$0		
	4	0	0	0	0	0	0	0	0	0	0	0	--		0	\$0		
	5	0	0	0	0	0	0	0	0	0	0	0	--		0	\$0		
	6	1	0	1	0	1	0	0	0	0	1	0	100.00%		0	\$0		
	7	0	0	0	0	0	0	0	0	0	0	0	--		0	\$0		
	8	0	0	0	0	0	0	0	0	0	0	0	--		0	\$0		
EOA 6 Urban	1	21	3	24	0	24	3	0	0	0	24	3	87.50%	\$1,000	0	\$1,000	1	
	2	23	1	24	0	24	1	0	0	0	24	1	95.83%	\$0	0	\$0	0	
	3	17	1	18	0	18	1	0	0	0	18	1	94.44%		0	\$0		
	4	4	2	6	1	5	1	0	0	0	5	1	80.00%		0	\$0		
	5	1	0	1	0	1	0	0	0	0	1	0	100.00%		0	\$0		
	6	41	27	68	0	68	27	1	1	0	67	26	61.19%		0	\$0		
	7	2	2	4	0	4	2	0	0	0	4	2	50.00%		0	\$0		
	8	0	0	0	0	0	0	0	0	0	0	0	--		0	\$0		
EOA 6 Wilderness	1	2	0	2	0	2	0	0	0	0	2	0	100.00%	\$0	0	\$0	0	
	2	2	0	2	0	2	0	0	0	0	2	0	100.00%	\$0	0	\$0	0	
	3	1	0	1	0	1	0	0	0	0	1	0	100.00%		0	\$0		
	4	0	0	0	0	0	0	0	0	0	0	0	--		0	\$0		
	5	0	0	0	0	0	0	0	0	0	0	0	--		0	\$0		
	6	0	0	0	0	0	0	0	0	0	0	0	--		0	\$0		
	7	0	0	0	0	0	0	0	0	0	0	0	--		0	\$0		
	8	0	0	0	0	0	0	0	0	0	0	0	--		0	\$0		
EOA 7 Metro	1	61	5	66	0	66	5	0	0	0	66	5	92.42%	\$0	1	\$0	0	
	2	104	1	105	0	105	1	1	1	0	104	0	100.00%	\$0	0	\$0	0	
	3	42	1	43	0	43	1	0	0	1	43	0	100.00%		1	\$0		
	4	0	0	0	0	0	0	0	0	0	0	0	--		0	\$0		
	5	0	1	1	0	1	1	0	0	0	1	1	0.00%		0	\$0		
	6	35	14	49	0	49	14	0	0	0	49	14	71.43%		0	\$0		
	7	18	3	21	0	21	3	0	0	0	21	3	85.71%		0	\$0		
	8	0	0	0	0	0	0	0	0	0	0	0	--		0	\$0		
EOA 7 Rural	1	10	1	11	0	11	1	1	1	0	10	0	100.00%	\$0	0	\$0	0	
	2	7	0	7	0	7	0	0	0	0	7	0	100.00%	\$0	0	\$0	0	
	3	0	0	0	0	0	0	0	0	0	0	0	--		0	\$0		
	4	0	0	0	0	0	0	0	0	0	0	0	--		0	\$0		
	5	0	0	0	0	0	0	0	0	0	0	0	--		0	\$0		
	6	0	0	0	0	0	0	0	0	0	0	0	--		0	\$0		
	7	0	0	0	0	0	0	0	0	0	0	0	--		0	\$0		
	8	0	0	0	0	0	0	0	0	0	0	0	--		0	\$0		
EOA 7 Suburban	1	9	0	9	0	9	0	0	0	0	9	0	100.00%	\$0	0	\$0	0	
	2	5	0	5	0	5	0	0	0	0	5	0	100.00%	\$0	0	\$0	0	
	3	3	0	3	0	3	0	0	0	0	3	0	100.00%		0	\$0		
	4	0	0	0	0	0	0	0	0	0	0	0	--		0	\$0		
	5	0	0	0	0	0	0	0	0	0	0	0	--		0	\$0		
	6	0	0	0	0	0	0	0	0	0	0	0	--		0	\$0		
	7	0	0	0	0	0	0	0	0	0	0	0	--		0	\$0		
	8	0	0	0	0	0	0	0	0	0	0	0	--		0	\$0		
EOA 7 Urban	1	3	1	4	0	4	1	0	0	0	4	1	75.00%	\$1,000	0	\$1,000	2	
	2	4	0	4	0	4	0	0	0	0	4	0	100.00%	\$0	0	\$0	0	
	3	4	2	6	0	6	2	0	0	0	6	2	66.67%		0	\$0		
	4	0	0	0	0	0	0	0	0	0	0	0	--		0	\$0		
	5	0	0	0	0	0	0	0	0	0	0	0	--		0	\$0		
	6	0	0	0	0	0	0	0	0	0	0	0	--		0	\$0		



Kern County - Liberty Ambulance Response Compliance and Penalty

Period: Feb 01 2023 to Feb 28 2023

Report Status: In Progress with 56 calls in Working Status

	7	8	1	0	1	1	0	0	0	0	0	0	0	0.00%		0	\$0		
	8		0	0	0	0	0	0	0	0	0	0	0	--		0	\$0		
	1		0	0	0	0	0	0	0	0	0	0	0	--	\$0	0	\$0		0
	2		1	0	1	0	0	1	0	0	0	0	1	100.00%	\$0	0	\$0		0
	3		0	0	0	0	0	0	0	0	0	0	0	--		0	\$0		
EOA 7 Wilderness	4		0	0	0	0	0	0	0	0	0	0	0	--		0	\$0		
	5		0	0	0	0	0	0	0	0	0	0	0	--		0	\$0		
	6		0	0	0	0	0	0	0	0	0	0	0	--		0	\$0		
	7		0	0	0	0	0	0	0	0	0	0	0	--		0	\$0		
	8		0	0	0	0	0	0	0	0	0	0	0	--		0	\$0		
EOA 6	1											86		0.00%		0	\$0		0
	2											100		3.00%		3	\$0		0
	3											49		0.00%		0	\$0		0
EOA 7	1											89		1.12%		1	\$0		0
	2											121		0.00%		0	\$0		0
	3											52		1.92%		1	\$0		0
																	\$8,000		



Kern County - Liberty Ambulance Response Compliance and Penalty

Period: Mar 2023

Report Status: In Progress with 35 calls in Working Status

Zone	Priority	Compliance Reporting 2023/03/01 - 2023/03/31											BLS on ALS		Compliance Period Reporting for repetitive non-Compliance		
		On Time	Late	Total Incidents	Do Not Count	Adjusted Total Incidents	Adjusted Late	Exemptions Requested	Exemptions Approved	Time Corrections Approved	Compliance Calculated Incidents	Compliance Calculated Late	Response Time Compliance	Response Time Penalty	BLS on ALS	Total Fine Assessment	Consecutive Periods Out of Compliance Including Current Period
EOA 6 Metro	1	34	3	37	2	35	1	1	1	0	34	0	100.00%	\$0	1	\$0	0
	2	49	5	54	0	54	5	0	0	0	54	5	90.74%	\$0	0	\$0	0
	3	20	3	23	0	23	3	0	0	3	23	0	100.00%		0	\$0	
	4	0	0	0	0	0	0	0	0	0	0	0	--		0	\$0	
	5	0	0	0	0	0	0	0	0	0	0	0	--		0	\$0	
	6	0	0	0	0	0	0	0	0	0	0	0	--		0	\$0	
	7	0	0	0	0	0	0	0	0	0	0	0	--		0	\$0	
	8	0	0	0	0	0	0	0	0	0	0	0	--		0	\$0	
EOA 6 Rural	1	8	0	8	0	8	0	0	0	0	8	0	100.00%	\$0	1	\$0	0
	2	14	0	14	0	14	0	0	0	0	14	0	100.00%	\$0	0	\$0	0
	3	3	0	3	0	3	0	0	0	0	3	0	100.00%		0	\$0	
	4	0	0	0	0	0	0	0	0	0	0	0	--		0	\$0	
	5	0	0	0	0	0	0	0	0	0	0	0	--		0	\$0	
	6	0	0	0	0	0	0	0	0	0	0	0	--		0	\$0	
	7	0	0	0	0	0	0	0	0	0	0	0	--		0	\$0	
	8	0	0	0	0	0	0	0	0	0	0	0	--		0	\$0	
EOA 6 Suburban	1	10	0	10	0	10	0	0	0	0	10	0	100.00%	\$0	0	\$0	0
	2	16	0	16	0	16	0	0	0	0	16	0	100.00%	\$0	0	\$0	0
	3	6	0	6	0	6	0	0	0	0	6	0	100.00%		0	\$0	
	4	0	0	0	0	0	0	0	0	0	0	0	--		0	\$0	
	5	0	0	0	0	0	0	0	0	0	0	0	--		0	\$0	
	6	0	0	0	0	0	0	0	0	0	0	0	--		0	\$0	
	7	1	0	1	0	1	0	0	0	0	1	0	100.00%		0	\$0	
	8	0	0	0	0	0	0	0	0	0	0	0	--		0	\$0	
EOA 6 Urban	1	32	0	32	0	32	0	0	0	0	32	0	100.00%	\$0	1	\$0	0
	2	41	4	45	0	45	4	3	3	0	42	1	97.62%	\$0	3	\$0	0
	3	14	0	14	0	14	0	0	0	0	14	0	100.00%		0	\$0	
	4	1	0	1	0	1	0	0	0	0	1	0	100.00%		0	\$0	
	5	1	0	1	0	1	0	0	0	0	1	0	100.00%		0	\$0	
	6	33	26	59	0	59	26	0	0	23	59	3	94.92%		0	\$0	
	7	2	1	3	0	3	1	0	0	1	3	0	100.00%		0	\$0	
	8	0	0	0	0	0	0	0	0	0	0	0	--		0	\$0	
EOA 6 Wilderness	1	3	0	3	0	3	0	0	0	0	3	0	100.00%	\$0	0	\$0	0
	2	3	0	3	0	3	0	0	0	0	3	0	100.00%	\$0	0	\$0	0
	3	1	0	1	0	1	0	0	0	0	1	0	100.00%		0	\$0	
	4	0	0	0	0	0	0	0	0	0	0	0	--		0	\$0	
	5	0	0	0	0	0	0	0	0	0	0	0	--		0	\$0	
	6	0	0	0	0	0	0	0	0	0	0	0	--		0	\$0	
	7	0	0	0	0	0	0	0	0	0	0	0	--		0	\$0	
	8	0	0	0	0	0	0	0	0	0	0	0	--		0	\$0	
EOA 7 Metro	1	76	5	81	0	81	5	0	0	1	81	4	95.06%	\$0	2	\$0	0
	2	105	6	111	0	111	6	2	2	1	109	3	97.25%	\$0	0	\$0	0
	3	49	0	49	0	49	0	0	0	0	49	0	100.00%		0	\$0	
	4	2	0	2	0	2	0	0	0	0	2	0	100.00%		0	\$0	
	5	1	0	1	0	1	0	0	0	0	1	0	100.00%		0	\$0	
	6	34	22	56	0	56	22	0	0	19	56	3	94.64%		0	\$0	
	7	19	1	20	0	20	1	0	0	1	20	0	100.00%		0	\$0	
	8	0	2	2	0	2	2	0	0	1	2	1	50.00%		0	\$0	
EOA 7 Rural	1	9	1	10	0	10	1	0	0	0	10	1	90.00%	\$0	0	\$0	0
	2	2	0	2	0	2	0	0	0	0	2	0	100.00%	\$0	0	\$0	0
	3	3	0	3	0	3	0	0	0	0	3	0	100.00%		0	\$0	
	4	0	0	0	0	0	0	0	0	0	0	0	--		0	\$0	
	5	0	0	0	0	0	0	0	0	0	0	0	--		0	\$0	
	6	0	0	0	0	0	0	0	0	0	0	0	--		0	\$0	
	7	0	0	0	0	0	0	0	0	0	0	0	--		0	\$0	
	8	0	0	0	0	0	0	0	0	0	0	0	--		0	\$0	
EOA 7 Suburban	1	2	0	2	0	2	0	0	0	0	2	0	100.00%	\$0	0	\$0	0
	2	2	1	3	0	3	1	0	0	1	3	0	100.00%	\$0	0	\$0	0
	3	3	0	3	0	3	0	0	0	0	3	0	100.00%		0	\$0	
	4	0	0	0	0	0	0	0	0	0	0	0	--		0	\$0	
	5	0	0	0	0	0	0	0	0	0	0	0	--		0	\$0	
	6	0	0	0	0	0	0	0	0	0	0	0	--		0	\$0	
	7	0	0	0	0	0	0	0	0	0	0	0	--		0	\$0	
	8	0	0	0	0	0	0	0	0	0	0	0	--		0	\$0	
EOA 7 Urban	1	4	1	5	0	5	1	1	1	0	4	0	100.00%	\$0	0	\$0	0
	2	10	1	11	0	11	1	0	0	1	11	0	100.00%	\$0	0	\$0	0
	3	4	0	4	0	4	0	0	0	0	4	0	100.00%		0	\$0	
	4	0	0	0	0	0	0	0	0	0	0	0	--		0	\$0	
	5	0	0	0	0	0	0	0	0	0	0	0	--		0	\$0	
	6	0	0	0	0	0	0	0	0	0	0	0	--		0	\$0	



Kern County - Liberty Ambulance Response Compliance and Penalty

Period: Mar 2023

Report Status: In Progress with 35 calls in Working Status

	7	0	0	0	0	0	0	0	0	0	0	0	0	0	0	0	0	\$0		
	8	0	0	0	0	0	0	0	0	0	0	0	0	0	0	0	0	\$0		
	1	0	0	0	0	0	0	0	0	0	0	0	0	0	0	0	0	\$0	0	
	2	1	0	1	0	1	0	0	0	0	0	1	0	100.00%	\$0	0	0	\$0	0	
	3	0	0	0	0	0	0	0	0	0	0	0	0	--		0	0	\$0		
EOA 7 Wilderness	4	0	0	0	0	0	0	0	0	0	0	0	0	--		0	0	\$0		
	5	0	0	0	0	0	0	0	0	0	0	0	0	--		0	0	\$0		
	6	0	0	0	0	0	0	0	0	0	0	0	0	--		0	0	\$0		
	7	0	0	0	0	0	0	0	0	0	0	0	0	--		0	0	\$0		
	8	0	0	0	0	0	0	0	0	0	0	0	0	--		0	0	\$0		
EOA 6	1											87		3.45%		3	\$0		1	1
	2											129		2.33%		3	\$0		0	0
	3											47		0.00%		0	\$0		0	0
EOA 7	1											97		2.06%		2	\$0		0	2
	2											126		0.00%		0	\$0		0	0
	3											59		0.00%		0	\$0		0	0
																	\$0			



Kern County - Liberty Ambulance Response Compliance and Penalty

Period: Apr 2023

Report Status: In Progress with 81 calls in Working Status

Zone	Priority	Compliance Reporting 2023/04/01 - 2023/04/30											BLS on ALS		Compliance Period Reporting for repetitive non-Compliance		
		On Time	Late	Total Incidents	Do Not Count	Adjusted Total Incidents	Adjusted Late	Exemptions Requested	Exemptions Approved	Time Corrections Approved	Compliance Calculated Incidents	Compliance Calculated Late	Response Time Compliance	Response Time Penalty	BLS on ALS	Total Fine Assessment	Consecutive Periods Out of Compliance Including Current Period
EOA 6 Metro	1	33	6	39	1	38	5	1	1	0	37	4	89.19%	\$1,000	0	\$1,067	1
	2	52	7	59	0	59	7	1	1	0	58	6	89.66%	\$1,000	0	\$1,067	1
	3	31	1	32	0	32	1	0	0	0	32	1	96.88%		0	\$0	
	4	0	0	0	0	0	0	0	0	0	0	0	--		0	\$0	
	5	0	0	0	0	0	0	0	0	0	0	0	--		0	\$0	
	6	0	0	0	0	0	0	0	0	0	0	0	--		0	\$0	
	7	0	0	0	0	0	0	0	0	0	0	0	--		0	\$0	
	8	0	0	0	0	0	0	0	0	0	0	0	--		0	\$0	
EOA 6 Rural	1	9	0	9	0	9	0	0	0	0	9	0	100.00%	\$0	0	\$0	0
	2	13	0	13	0	13	0	0	0	0	13	0	100.00%	\$0	0	\$0	0
	3	4	0	4	0	4	0	0	0	0	4	0	100.00%		0	\$0	
	4	0	0	0	0	0	0	0	0	0	0	0	--		0	\$0	
	5	0	0	0	0	0	0	0	0	0	0	0	--		0	\$0	
	6	0	0	0	0	0	0	0	0	0	0	0	--		0	\$0	
	7	0	0	0	0	0	0	0	0	0	0	0	--		0	\$0	
	8	0	0	0	0	0	0	0	0	0	0	0	--		0	\$0	
EOA 6 Suburban	1	12	0	12	0	12	0	0	0	0	12	0	100.00%	\$0	0	\$0	0
	2	14	5	19	1	18	4	1	1	0	17	3	82.35%	\$1,000	0	\$1,067	1
	3	11	1	12	0	12	1	0	0	0	12	1	91.67%		0	\$0	
	4	0	0	0	0	0	0	0	0	0	0	0	--		0	\$0	
	5	0	0	0	0	0	0	0	0	0	0	0	--		0	\$0	
	6	0	0	0	0	0	0	0	0	0	0	0	--		0	\$0	
	7	0	0	0	0	0	0	0	0	0	0	0	--		0	\$0	
	8	0	0	0	0	0	0	0	0	0	0	0	--		0	\$0	
EOA 6 Urban	1	26	1	27	0	27	1	1	1	0	26	0	100.00%	\$0	1	\$0	0
	2	22	2	24	0	24	2	0	0	0	24	2	91.67%	\$0	0	\$0	0
	3	15	4	19	0	19	4	0	1	0	19	3	84.21%		0	\$0	
	4	3	1	4	0	4	1	0	0	0	4	1	75.00%		0	\$0	
	5	2	1	3	0	3	1	0	0	0	3	1	66.67%		0	\$0	
	6	40	23	63	0	63	23	0	0	0	63	23	63.49%		0	\$0	
	7	4	2	6	0	6	2	0	0	0	6	2	66.67%		0	\$0	
	8	0	0	0	0	0	0	0	0	0	0	0	--		0	\$0	
EOA 6 Wilderness	1	8	0	8	0	8	0	0	0	0	8	0	100.00%	\$0	0	\$0	0
	2	4	0	4	0	4	0	0	0	0	4	0	100.00%	\$0	0	\$0	0
	3	1	0	1	0	1	0	0	0	0	1	0	100.00%		0	\$0	
	4	0	0	0	0	0	0	0	0	0	0	0	--		0	\$0	
	5	0	0	0	0	0	0	0	0	0	0	0	--		0	\$0	
	6	0	0	0	0	0	0	0	0	0	0	0	--		0	\$0	
	7	0	0	0	0	0	0	0	0	0	0	0	--		0	\$0	
	8	0	0	0	0	0	0	0	0	0	0	0	--		0	\$0	
EOA 7 Metro	1	66	9	75	1	74	8	0	4	0	74	4	94.59%	\$0	0	\$0	0
	2	92	2	94	0	94	2	0	1	0	94	1	98.94%	\$0	0	\$0	0
	3	43	1	44	0	44	1	0	0	0	44	1	97.73%		0	\$0	
	4	0	0	0	0	0	0	0	0	0	0	0	--		0	\$0	
	5	2	2	4	0	4	2	0	1	0	4	1	75.00%		0	\$0	
	6	32	14	46	0	46	14	0	0	0	46	14	69.57%		0	\$0	
	7	20	7	27	0	27	7	0	0	0	27	7	74.07%		0	\$0	
	8	0	1	1	0	1	1	0	0	0	1	1	0.00%		0	\$0	
EOA 7 Rural	1	7	0	7	0	7	0	0	0	0	7	0	100.00%	\$0	0	\$0	0
	2	6	0	6	0	6	0	0	0	0	6	0	100.00%	\$0	0	\$0	0
	3	3	0	3	0	3	0	0	0	0	3	0	100.00%		0	\$0	
	4	0	0	0	0	0	0	0	0	0	0	0	--		0	\$0	
	5	0	0	0	0	0	0	0	0	0	0	0	--		0	\$0	
	6	0	0	0	0	0	0	0	0	0	0	0	--		0	\$0	
	7	0	0	0	0	0	0	0	0	0	0	0	--		0	\$0	
	8	0	0	0	0	0	0	0	0	0	0	0	--		0	\$0	
EOA 7 Suburban	1	4	0	4	0	4	0	0	0	0	4	0	100.00%	\$0	0	\$0	0
	2	4	0	4	0	4	0	0	0	0	4	0	100.00%	\$0	0	\$0	0
	3	1	0	1	0	1	0	0	0	0	1	0	100.00%		0	\$0	
	4	0	0	0	0	0	0	0	0	0	0	0	--		0	\$0	
	5	0	0	0	0	0	0	0	0	0	0	0	--		0	\$0	
	6	0	0	0	0	0	0	0	0	0	0	0	--		0	\$0	
	7	0	0	0	0	0	0	0	0	0	0	0	--		0	\$0	
	8	0	0	0	0	0	0	0	0	0	0	0	--		0	\$0	
EOA 7 Urban	1	8	1	9	0	9	1	0	0	0	9	1	88.89%	\$1,000	0	\$1,067	1
	2	8	3	11	0	11	3	0	0	0	11	3	72.73%	\$1,000	0	\$1,067	1
	3	7	0	7	0	7	0	0	0	0	7	0	100.00%		0	\$0	
	4	0	0	0	0	0	0	0	0	0	0	0	--		0	\$0	
	5	0	0	0	0	0	0	0	0	0	0	0	--		0	\$0	
	6	0	0	0	0	0	0	0	0	0	0	0	--		0	\$0	



Kern County - Liberty Ambulance Response Compliance and Penalty

Period: Apr 2023

Report Status: In Progress with 81 calls in Working Status

	7	1	0	1	0	1	0	0	0	0	1	0	100.00%		0	\$0		
	8	0	0	0	0	0	0	0	0	0	0	0	--		0	\$0		
	1	0	0	0	0	0	0	0	0	0	0	0	--	\$0	0	\$0	0	
	2	1	0	1	0	1	0	0	0	0	1	0	100.00%	\$0	0	\$0	0	
	3	0	0	0	0	0	0	0	0	0	0	0	--		0	\$0		
EOA 7 Wilderness	4	0	0	0	0	0	0	0	0	0	0	0	--		0	\$0		
	5	0	0	0	0	0	0	0	0	0	0	0	--		0	\$0		
	6	0	0	0	0	0	0	0	0	0	0	0	--		0	\$0		
	7	0	0	0	0	0	0	0	0	0	0	0	--		0	\$0		
	8	0	0	0	0	0	0	0	0	0	0	0	--		0	\$0		
EOA 6	1										92		1.09%		1	\$0	0	1
	2										116		0.00%		0	\$0	0	0
	3										66		0.00%		0	\$0	0	0
EOA 7	1										94		0.00%		0	\$0	0	2
	2										116		0.00%		0	\$0	0	0
	3										55		0.00%		0	\$0	0	0
																\$5,335		



Kern County - Liberty Ambulance Response Compliance and Penalty

Period: May 2023

Report Status: In Progress with 69 calls in Working Status

Zone	Priority	Compliance Reporting 2023/05/01 - 2023/05/31											BLS on ALS		Compliance Period Reporting for repetitive non-Compliance		
		On Time	Late	Total Incidents	Do Not Count	Adjusted Total Incidents	Adjusted Late	Exemptions Requested	Exemptions Approved	Time Corrections Approved	Compliance Calculated Incidents	Compliance Calculated Late	Response Time Compliance	Response Time Penalty	BLS on ALS	Total Fine Assessment	Consecutive Periods Out of Compliance Including Current Period
EOA 6 Metro	1	38	4	42	1	41	3	1	1	0	40	2	95.00%	\$0	0	\$0	0
	2	45	6	51	0	51	6	0	0	1	51	5	90.20%	\$0	1	\$0	0
	3	18	1	19	0	19	1	0	0	0	19	1	94.74%		0	\$0	
	4	0	0	0	0	0	0	0	0	0	0	0	--		0	\$0	
	5	0	0	0	0	0	0	0	0	0	0	0	--		0	\$0	
	6	0	0	0	0	0	0	0	0	0	0	0	--		0	\$0	
	7	0	0	0	0	0	0	0	0	0	0	0	--		0	\$0	
	8	0	0	0	0	0	0	0	0	0	0	0	--		0	\$0	
EOA 6 Rural	1	7	0	7	0	7	0	0	0	0	7	0	100.00%	\$0	0	\$0	0
	2	11	0	11	0	11	0	0	0	0	11	0	100.00%	\$0	0	\$0	0
	3	5	0	5	0	5	0	0	0	0	5	0	100.00%		0	\$0	
	4	0	0	0	0	0	0	0	0	0	0	0	--		0	\$0	
	5	0	0	0	0	0	0	0	0	0	0	0	--		0	\$0	
	6	0	0	0	0	0	0	0	0	0	0	0	--		0	\$0	
	7	0	0	0	0	0	0	0	0	0	0	0	--		0	\$0	
	8	0	0	0	0	0	0	0	0	0	0	0	--		0	\$0	
EOA 6 Suburban	1	9	1	10	0	10	1	0	0	0	10	1	90.00%	\$0	0	\$0	0
	2	17	0	17	0	17	0	0	0	0	17	0	100.00%	\$0	0	\$0	0
	3	8	0	8	0	8	0	0	0	0	8	0	100.00%		0	\$0	
	4	0	0	0	0	0	0	0	0	0	0	0	--		0	\$0	
	5	0	0	0	0	0	0	0	0	0	0	0	--		0	\$0	
	6	0	0	0	0	0	0	0	0	0	0	0	--		0	\$0	
	7	0	0	0	0	0	0	0	0	0	0	0	--		0	\$0	
	8	0	0	0	0	0	0	0	0	0	0	0	--		0	\$0	
EOA 6 Urban	1	26	1	27	0	27	1	0	0	0	27	1	96.30%	\$0	1	\$0	0
	2	37	3	40	0	40	3	1	1	0	39	2	94.87%	\$0	2	\$0	0
	3	15	0	15	0	15	0	0	0	0	15	0	100.00%		0	\$0	
	4	4	0	4	0	4	0	0	0	0	4	0	100.00%		0	\$0	
	5	2	0	2	0	2	0	0	0	0	2	0	100.00%		0	\$0	
	6	48	14	62	0	62	14	0	0	0	62	14	77.42%		0	\$0	
	7	6	2	8	0	8	2	0	0	0	8	2	75.00%		0	\$0	
	8	0	0	0	0	0	0	0	0	0	0	0	--		0	\$0	
EOA 6 Wilderness	1	3	0	3	0	3	0	0	0	0	3	0	100.00%	\$0	0	\$0	0
	2	6	1	7	0	7	1	1	1	0	6	0	100.00%	\$0	0	\$0	0
	3	2	0	2	0	2	0	0	0	0	2	0	100.00%		0	\$0	
	4	0	0	0	0	0	0	0	0	0	0	0	--		0	\$0	
	5	0	0	0	0	0	0	0	0	0	0	0	--		0	\$0	
	6	0	0	0	0	0	0	0	0	0	0	0	--		0	\$0	
	7	0	0	0	0	0	0	0	0	0	0	0	--		0	\$0	
	8	0	0	0	0	0	0	0	0	0	0	0	--		0	\$0	
EOA 7 Metro	1	68	8	76	0	76	8	0	0	1	76	7	90.79%	\$0	0	\$0	0
	2	128	7	135	0	135	7	0	0	1	135	6	95.56%	\$0	0	\$0	0
	3	49	0	49	0	49	0	0	0	0	49	0	100.00%		0	\$0	
	4	0	0	0	0	0	0	0	0	0	0	0	--		0	\$0	
	5	1	0	1	0	1	0	0	0	0	1	0	100.00%		0	\$0	
	6	53	8	61	0	61	8	0	0	0	61	8	86.89%		0	\$0	
	7	22	2	24	0	24	2	0	0	0	24	2	91.67%		0	\$0	
	8	0	0	0	0	0	0	0	0	0	0	0	--		0	\$0	
EOA 7 Rural	1	12	0	12	0	12	0	0	0	0	12	0	100.00%	\$0	0	\$0	0
	2	8	0	8	0	8	0	0	0	0	8	0	100.00%	\$0	0	\$0	0
	3	1	0	1	0	1	0	0	0	0	1	0	100.00%		0	\$0	
	4	0	0	0	0	0	0	0	0	0	0	0	--		0	\$0	
	5	0	0	0	0	0	0	0	0	0	0	0	--		0	\$0	
	6	0	0	0	0	0	0	0	0	0	0	0	--		0	\$0	
	7	0	0	0	0	0	0	0	0	0	0	0	--		0	\$0	
	8	0	0	0	0	0	0	0	0	0	0	0	--		0	\$0	
EOA 7 Suburban	1	3	0	3	0	3	0	0	0	0	3	0	100.00%	\$0	0	\$0	0
	2	5	0	5	0	5	0	0	0	0	5	0	100.00%	\$0	0	\$0	0
	3	0	0	0	0	0	0	0	0	0	0	0	--		0	\$0	
	4	0	0	0	0	0	0	0	0	0	0	0	--		0	\$0	
	5	0	0	0	0	0	0	0	0	0	0	0	--		0	\$0	
	6	0	0	0	0	0	0	0	0	0	0	0	--		0	\$0	
	7	0	0	0	0	0	0	0	0	0	0	0	--		0	\$0	
	8	0	0	0	0	0	0	0	0	0	0	0	--		0	\$0	
EOA 7 Urban	1	4	0	4	0	4	0	0	0	0	4	0	100.00%	\$0	0	\$0	0
	2	8	1	9	0	9	1	0	0	0	9	1	88.89%	\$1,000	0	\$1,000	2
	3	6	0	6	0	6	0	0	0	0	6	0	100.00%		0	\$0	
	4	0	0	0	0	0	0	0	0	0	0	0	--		0	\$0	
	5	0	0	0	0	0	0	0	0	0	0	0	--		0	\$0	
	6	0	0	0	0	0	0	0	0	0	0	0	--		0	\$0	



Kern County - Liberty Ambulance Response Compliance and Penalty

Period: May 2023

Report Status: In Progress with 69 calls in Working Status

	7	8	1	2	3	4	5	6	7	8								
	0	0	0	0	0	0	0	0	0	0	0	0	--		0	\$0		
	0	0	0	0	0	0	0	0	0	0	0	0	--		0	\$0		
	1	0	1	0	1	0	0	0	0	0	1	0	100.00%	\$0	0	\$0	0	
	0	0	0	0	0	0	0	0	0	0	0	0	--	\$0	0	\$0	0	
	0	0	0	0	0	0	0	0	0	0	0	0	--		0	\$0		
EOA 7 Wilderness	0	0	0	0	0	0	0	0	0	0	0	0	--		0	\$0		
	0	0	0	0	0	0	0	0	0	0	0	0	--		0	\$0		
	0	0	0	0	0	0	0	0	0	0	0	0	--		0	\$0		
	0	0	0	0	0	0	0	0	0	0	0	0	--		0	\$0		
	0	0	0	0	0	0	0	0	0	0	0	0	--		0	\$0		
	0	0	0	0	0	0	0	0	0	0	0	0	--		0	\$0		
	0	0	0	0	0	0	0	0	0	0	0	0	--		0	\$0		
EOA 6											87		1.15%		1	\$0	0	1
											124		2.42%		3	\$0	0	0
											49		0.00%		0	\$0	0	0
											96		0.00%		0	\$0	0	1
EOA 7											157		0.00%		0	\$0	0	0
											56		0.00%		0	\$0	0	0
																\$1,000		



Kern County - Liberty Ambulance Response Compliance and Penalty

Period: Jun 2023 to Jun 2023

Report Status: In Progress with 42 calls in Working Status

Zone	Priority	Compliance Reporting 2023/06/01 - 2023/06/30											Compliance Period Reporting for Repetitive Non-Compliance			
		On Time	Late	Total Incidents	Do Not Count	Adjusted Total Incidents	Adjusted Late	Exemptions Requested	Exemptions Approved	Time Corrections Approved	Compliance Calculated Incidents	Compliance Calculated Late	Response Time Compliance	Response Time Penalty	Consecutive Periods Out of Compliance Including Current Period	Out of Compliance Count for 12 Periods Including Current Period
EOA 6 Metro	1	17	2	19	1	18	1	0	0	0	18	1	94.44%	\$0	1	
	2	29	4	33	0	33	4	1	1	0	32	3	90.63%	\$0	1	
	C3A	27	1	28	0	28	1	0	0	0	28	1	96.43%			
	C3B	26	2	28	0	28	2	0	0	0	28	2	92.86%			
	3	14	0	14	0	14	0	0	0	0	14	0	100.00%			
	4	0	0	0	0	0	0	0	0	0	0	0	--			
	5	0	0	0	0	0	0	0	0	0	0	0	--			
	6	0	0	0	0	0	0	0	0	0	0	0	--			
	7	0	0	0	0	0	0	0	0	0	0	0	--			
	8	0	1	1	0	1	1	0	0	0	1	1	0.00%			
10	1	0	1	0	1	0	0	0	0	1	0	100.00%				
EOA 6 Rural	1	5	0	5	0	5	0	0	0	0	5	0	100.00%	\$0	0	
	2	5	0	5	0	5	0	0	0	0	5	0	100.00%	\$0	0	
	C3A	4	0	4	0	4	0	0	0	0	4	0	100.00%			
	C3B	4	0	4	0	4	0	0	0	0	4	0	100.00%			
	3	2	0	2	0	2	0	0	0	0	2	0	100.00%			
	4	0	0	0	0	0	0	0	0	0	0	0	--			
	5	0	0	0	0	0	0	0	0	0	0	0	--			
	6	0	0	0	0	0	0	0	0	0	0	0	--			
	7	0	0	0	0	0	0	0	0	0	0	0	--			
	8	0	0	0	0	0	0	0	0	0	0	0	--			
10	0	0	0	0	0	0	0	0	0	0	0	--				
EOA 6 Suburban	1	7	0	7	0	7	0	0	0	0	7	0	100.00%	\$0	0	
	2	11	0	11	0	11	0	0	0	0	11	0	100.00%	\$0	0	
	C3A	12	0	12	0	12	0	0	0	0	12	0	100.00%			
	C3B	7	0	7	0	7	0	0	0	0	7	0	100.00%			
	3	7	0	7	0	7	0	0	0	0	7	0	100.00%			
	4	0	0	0	0	0	0	0	0	0	0	0	--			
	5	0	0	0	0	0	0	0	0	0	0	0	--			
	6	0	0	0	0	0	0	0	0	0	0	0	--			
	7	0	0	0	0	0	0	0	0	0	0	0	--			
	8	0	0	0	0	0	0	0	0	0	0	0	--			
10	0	0	0	0	0	0	0	0	0	0	0	--				
EOA 6 Urban	1	14	0	14	0	14	0	0	0	0	14	0	100.00%	\$0	0	
	2	19	1	20	0	20	1	0	0	0	20	1	95.00%	\$0	0	
	C3A	19	1	20	0	20	1	0	0	0	20	1	95.00%			
	C3B	9	1	10	0	10	1	0	0	0	10	1	90.00%			
	3	17	0	17	0	17	0	0	0	0	17	0	100.00%			
	4	0	0	0	0	0	0	0	0	0	0	0	--			
	5	0	0	0	0	0	0	0	0	0	0	0	--			
	6	37	9	46	0	46	9	0	0	0	46	9	80.43%			
	7	2	1	3	0	3	1	0	0	0	3	1	66.67%			
	8	0	0	0	0	0	0	0	0	0	0	0	--			
10	0	0	0	0	0	0	0	0	0	0	0	--				
EOA 6 Wilderness	1	1	0	1	0	1	0	0	0	0	1	0	100.00%	\$0	0	
	2	1	0	1	0	1	0	0	0	0	1	0	100.00%	\$0	0	
	C3A	3	0	3	0	3	0	0	0	0	3	0	100.00%			
	C3B	1	0	1	0	1	0	0	0	0	1	0	100.00%			
	3	1	0	1	0	1	0	0	0	0	1	0	100.00%			
	4	0	0	0	0	0	0	0	0	0	0	0	--			
	5	0	0	0	0	0	0	0	0	0	0	0	--			
	6	0	0	0	0	0	0	0	0	0	0	0	--			
	7	0	0	0	0	0	0	0	0	0	0	0	--			
	8	0	0	0	0	0	0	0	0	0	0	0	--			
10	0	0	0	0	0	0	0	0	0	0	0	--				
EOA 7 Metro	1	40	4	44	0	44	4	0	0	0	44	4	90.91%	\$0	0	
	2	56	3	59	0	59	3	0	0	0	59	3	94.92%	\$0	0	
	C3A	52	2	54	0	54	2	0	0	0	54	2	96.30%			
	C3B	28	1	29	0	29	1	0	0	0	29	1	96.55%			
	3	29	0	29	0	29	0	0	0	0	29	0	100.00%			
	4	0	0	0	0	0	0	0	0	0	0	0	--			
	5	0	0	0	0	0	0	0	0	0	0	0	--			
	6	36	6	42	0	42	6	0	0	0	42	6	85.71%			
7	13	1	14	0	14	1	0	0	0	14	1	92.86%				
8	0	0	0	0	0	0	0	0	0	0	0	--				



Kern County - Liberty Ambulance Response Compliance and Penalty

Period: Jun 2023 to Jun 2023

Report Status: In Progress with 42 calls in Working Status

	10	1	2	C3A	C3B	3	4	5	6	7	8	10					
EOA 7 Rural	10	0	0	0	0	0	0	0	0	0	0	0	0	0	--		
	1	6	0	6	0	6	0	0	0	0	0	0	6	0	100.00%	\$0	0
	2	4	0	4	0	4	0	0	0	0	0	0	4	0	100.00%	\$0	0
	C3A	5	0	5	0	5	0	0	0	0	0	0	5	0	100.00%		
	C3B	1	0	1	0	1	0	0	0	0	0	0	1	0	100.00%		
	3	0	0	0	0	0	0	0	0	0	0	0	0	0	--		
	4	0	0	0	0	0	0	0	0	0	0	0	0	0	--		
	5	0	0	0	0	0	0	0	0	0	0	0	0	0	--		
	6	0	0	0	0	0	0	0	0	0	0	0	0	0	--		
	7	0	0	0	0	0	0	0	0	0	0	0	0	0	--		
EOA 7 Suburban	10	0	0	0	0	0	0	0	0	0	0	0	0	0	--		
	1	3	0	3	0	3	0	0	0	0	0	0	3	0	100.00%	\$0	0
	2	4	0	4	0	4	0	0	0	0	0	0	4	0	100.00%	\$0	0
	C3A	3	0	3	0	3	0	0	0	0	0	0	3	0	100.00%		
	C3B	0	0	0	0	0	0	0	0	0	0	0	0	0	--		
	3	0	0	0	0	0	0	0	0	0	0	0	0	0	--		
	4	0	0	0	0	0	0	0	0	0	0	0	0	0	--		
	5	0	0	0	0	0	0	0	0	0	0	0	0	0	--		
	6	0	0	0	0	0	0	0	0	0	0	0	0	0	--		
	7	0	0	0	0	0	0	0	0	0	0	0	0	0	--		
EOA 7 Urban	10	0	0	0	0	0	0	0	0	0	0	0	0	0	--		
	1	8	0	8	0	8	0	0	0	0	0	0	8	0	100.00%	\$0	0
	2	5	0	5	0	5	0	0	0	0	0	0	5	0	100.00%	\$0	0
	C3A	2	0	2	0	2	0	0	0	0	0	0	2	0	100.00%		
	C3B	2	0	2	0	2	0	0	0	0	0	0	2	0	100.00%		
	3	3	1	4	0	4	1	0	0	0	0	0	4	1	75.00%		
	4	0	0	0	0	0	0	0	0	0	0	0	0	0	--		
	5	0	0	0	0	0	0	0	0	0	0	0	0	0	--		
	6	0	0	0	0	0	0	0	0	0	0	0	0	0	--		
	7	0	0	0	0	0	0	0	0	0	0	0	0	0	--		
EOA 7 Wilderness	10	0	0	0	0	0	0	0	0	0	0	0	0	0	--		
	1	0	0	0	0	0	0	0	0	0	0	0	0	0	--	\$0	0
	2	0	0	0	0	0	0	0	0	0	0	0	0	0	--	\$0	0
	C3A	0	0	0	0	0	0	0	0	0	0	0	0	0	--		
	C3B	0	0	0	0	0	0	0	0	0	0	0	0	0	--		
	3	0	0	0	0	0	0	0	0	0	0	0	0	0	--		
	4	0	0	0	0	0	0	0	0	0	0	0	0	0	--		
	5	0	0	0	0	0	0	0	0	0	0	0	0	0	--		
	6	0	0	0	0	0	0	0	0	0	0	0	0	0	--		
	7	0	0	0	0	0	0	0	0	0	0	0	0	0	--		
TOTAL:																\$0	



Kern County - Liberty Ambulance Response Compliance and Penalty

Period: Jul 2023 to Jul 2023

Report Status: In Progress with 63 calls in Working Status

Zone	Priority	Compliance Reporting 2023/07/01 - 2023/07/31											Compliance Period Reporting for Repetitive Non-Compliance			
		On Time	Late	Total Incidents	Do Not Count	Adjusted Total Incidents	Adjusted Late	Exemptions Requested	Exemptions Approved	Time Corrections Approved	Compliance Calculated Incidents	Compliance Calculated Late	Response Time Compliance	Response Time Penalty	Consecutive Periods Out of Compliance Including Current Period	Out of Compliance Count for 12 Periods Including Current Period
EOA 6 Metro	1	24	3	27	1	26	2	0	0	0	26	2	92.31%	\$0	0	
	2	31	2	33	0	33	2	0	0	0	33	2	93.94%	\$0	0	
	C3A	29	0	29	0	29	0	0	0	0	29	0	100.00%			
	C3B	30	0	30	0	30	0	0	0	0	30	0	100.00%			
	3	23	0	23	0	23	0	0	0	0	23	0	100.00%			
	4	0	0	0	0	0	0	0	0	0	0	0	--			
	5	0	0	0	0	0	0	0	0	0	0	0	--			
	6	0	0	0	0	0	0	0	0	0	0	0	--			
	7	0	0	0	0	0	0	0	0	0	0	0	--			
	8	0	0	0	0	0	0	0	0	0	0	0	--			
EOA 6 Rural	1	12	0	12	0	12	0	0	0	0	12	0	100.00%	\$0	0	
	2	6	0	6	0	6	0	0	0	0	6	0	100.00%	\$0	0	
	C3A	3	0	3	0	3	0	0	0	0	3	0	100.00%			
	C3B	3	0	3	0	3	0	0	0	0	3	0	100.00%			
	3	4	0	4	0	4	0	0	0	0	4	0	100.00%			
	4	0	0	0	0	0	0	0	0	0	0	0	--			
	5	0	0	0	0	0	0	0	0	0	0	0	--			
	6	0	0	0	0	0	0	0	0	0	0	0	--			
	7	0	0	0	0	0	0	0	0	0	0	0	--			
	8	0	0	0	0	0	0	0	0	0	0	0	--			
EOA 6 Suburban	1	7	0	7	0	7	0	0	0	0	7	0	100.00%	\$0	0	
	2	10	0	10	0	10	0	0	0	0	10	0	100.00%	\$0	0	
	C3A	8	0	8	0	8	0	0	0	0	8	0	100.00%			
	C3B	3	0	3	0	3	0	0	0	0	3	0	100.00%			
	3	8	0	8	0	8	0	0	0	0	8	0	100.00%			
	4	0	0	0	0	0	0	0	0	0	0	0	--			
	5	0	0	0	0	0	0	0	0	0	0	0	--			
	6	0	0	0	0	0	0	0	0	0	0	0	--			
	7	0	0	0	0	0	0	0	0	0	0	0	--			
	8	0	0	0	0	0	0	0	0	0	0	0	--			
EOA 6 Urban	1	11	2	13	0	13	2	1	1	0	12	1	91.67%	\$0	0	
	2	15	1	16	0	16	1	0	0	0	16	1	93.75%	\$0	0	
	C3A	26	1	27	0	27	1	0	0	0	27	1	96.30%			
	C3B	19	2	21	0	21	2	0	0	0	21	2	90.48%			
	3	17	0	17	0	17	0	0	0	0	17	0	100.00%			
	4	0	0	0	0	0	0	0	0	0	0	0	--			
	5	0	0	0	0	0	0	0	0	0	0	0	--			
	6	34	21	55	0	55	21	0	0	0	55	21	61.82%			
	7	1	1	2	0	2	1	0	0	0	2	1	50.00%			
	8	0	0	0	0	0	0	0	0	0	0	0	--			
EOA 6 Wilderness	1	2	0	2	0	2	0	0	0	0	2	0	100.00%	\$0	0	
	2	3	0	3	0	3	0	0	0	0	3	0	100.00%	\$0	0	
	C3A	3	0	3	0	3	0	0	0	0	3	0	100.00%			
	C3B	0	0	0	0	0	0	0	0	0	0	0	--			
	3	1	0	1	0	1	0	0	0	0	1	0	100.00%			
	4	0	0	0	0	0	0	0	0	0	0	0	--			
	5	0	0	0	0	0	0	0	0	0	0	0	--			
	6	0	0	0	0	0	0	0	0	0	0	0	--			
	7	0	0	0	0	0	0	0	0	0	0	0	--			
	8	0	0	0	0	0	0	0	0	0	0	0	--			
EOA 7 Metro	1	33	2	35	0	35	2	0	0	0	35	2	94.29%	\$0	0	
	2	70	4	74	0	74	4	0	0	0	74	4	94.59%	\$0	0	
	C3A	52	1	53	0	53	1	0	0	0	53	1	98.11%			
	C3B	39	1	40	0	40	1	0	0	0	40	1	97.50%			
	3	22	1	23	0	23	1	0	0	0	23	1	95.65%			
	4	0	0	0	0	0	0	0	0	0	0	0	--			
	5	0	0	0	0	0	0	0	0	0	0	0	--			
	6	46	12	58	0	58	12	0	0	0	58	12	79.31%			



Kern County - Liberty Ambulance Response Compliance and Penalty

Period: Jul 2023 to Jul 2023

Report Status: In Progress with 63 calls in Working Status

	10	1	2	3	C3A	C3B	3	4	5	6	7	8	10			
EOA 7 Rural	0	0	0	0	0	0	0	0	0	0	0	0	0	0	0	--
	4	0	4	0	4	0	4	0	0	0	0	0	0	4	0	100.00%
	2	0	2	0	2	0	2	0	0	0	0	0	0	2	0	100.00%
	C3A	3	0	3	0	3	0	0	0	0	0	0	0	3	0	100.00%
	C3B	1	0	1	0	1	0	0	0	0	0	0	0	1	0	100.00%
	3	1	0	1	0	1	0	0	0	0	0	0	0	1	0	100.00%
	4	0	0	0	0	0	0	0	0	0	0	0	0	0	0	--
	5	0	0	0	0	0	0	0	0	0	0	0	0	0	0	--
	6	0	0	0	0	0	0	0	0	0	0	0	0	0	0	--
	7	0	0	0	0	0	0	0	0	0	0	0	0	0	0	--
EOA 7 Suburban	2	0	2	0	2	0	0	0	0	0	0	0	0	2	0	100.00%
	7	0	7	0	7	0	0	0	0	0	0	0	0	7	0	100.00%
	C3A	0	0	0	0	0	0	0	0	0	0	0	0	0	0	--
	C3B	0	0	0	0	0	0	0	0	0	0	0	0	0	0	--
	3	1	0	1	0	1	0	0	0	0	0	0	0	1	0	100.00%
	4	0	0	0	0	0	0	0	0	0	0	0	0	0	0	--
	5	0	0	0	0	0	0	0	0	0	0	0	0	0	0	--
	6	0	0	0	0	0	0	0	0	0	0	0	0	0	0	--
	7	0	0	0	0	0	0	0	0	0	0	0	0	0	0	--
	8	0	0	0	0	0	0	0	0	0	0	0	0	0	0	--
EOA 7 Urban	1	0	1	0	1	0	0	0	0	0	0	0	0	1	0	100.00%
	4	0	4	0	4	0	0	0	0	0	0	0	0	4	0	100.00%
	6	0	6	0	6	0	0	0	0	0	0	0	0	6	0	100.00%
	C3A	6	0	6	0	6	0	0	0	0	0	0	0	6	0	100.00%
	C3B	5	0	5	0	5	0	0	0	0	0	0	0	5	0	100.00%
	3	9	0	9	0	9	0	0	0	0	0	0	0	9	0	100.00%
	4	0	0	0	0	0	0	0	0	0	0	0	0	0	0	--
	5	0	0	0	0	0	0	0	0	0	0	0	0	0	0	--
	6	0	0	0	0	0	0	0	0	0	0	0	0	0	0	--
	7	0	0	0	0	0	0	0	0	0	0	0	0	0	0	--
EOA 7 Wilderness	0	0	0	0	0	0	0	0	0	0	0	0	0	0	0	--
	1	0	0	0	0	0	0	0	0	0	0	0	0	0	0	--
	2	1	0	1	0	1	0	0	0	0	0	0	0	1	0	100.00%
	C3A	0	0	0	0	0	0	0	0	0	0	0	0	0	0	--
	C3B	0	0	0	0	0	0	0	0	0	0	0	0	0	0	--
	3	0	0	0	0	0	0	0	0	0	0	0	0	0	0	--
	4	0	0	0	0	0	0	0	0	0	0	0	0	0	0	--
	5	0	0	0	0	0	0	0	0	0	0	0	0	0	0	--
	6	0	0	0	0	0	0	0	0	0	0	0	0	0	0	--
	7	0	0	0	0	0	0	0	0	0	0	0	0	0	0	--
TOTAL:															\$0	0



Kern County - Liberty Ambulance Response Compliance and Penalty

Period: Aug 2023 to Aug 2023

Report Status: In Progress with 76 calls in Working Status

Zone	Priority	Compliance Reporting 2023/08/01 - 2023/08/31											Compliance Period Reporting for Repetitive Non-Compliance		Out of Compliance Count for 12 Periods Including Current Period	
		On Time	Late	Total Incidents	Do Not Count	Adjusted Total Incidents	Adjusted Late	Exemptions Requested	Exemptions Approved	Time Corrections Approved	Compliance Calculated Incidents	Compliance Calculated Late	Response Time Compliance	Response Time Penalty		Consecutive Periods Out of Compliance Including Current Period
EOA 6 Metro	1	24	6	30	0	30	6	0	0	0	30	6	80.00%	\$1,000	1	0.80
	2	26	3	29	0	29	3	3	3	0	26	0	100.00%	\$0	0	1.00
	C3A	32	0	32	0	32	0	0	0	0	32	0	100.00%			1.00
	C3B	20	1	21	0	21	1	0	0	0	21	1	95.24%			0.95
	3	24	0	24	0	24	0	0	0	0	24	0	100.00%			1.00
	4	0	0	0	0	0	0	0	0	0	0	0				0.00
	5	0	0	0	0	0	0	0	0	0	0	0				0.00
	6	0	0	0	0	0	0	0	0	0	0	0				0.00
	7	0	0	0	0	0	0	0	0	0	0	0				0.00
	8	0	1	1	0	1	1	0	0	0	1	1	0.00%			0.00
EOA 6 Rural	1	5	1	6	0	6	1	0	0	1	6	0	100.00%	\$0	0	1.00
	2	7	0	7	0	7	0	0	0	0	7	0	100.00%	\$0	0	1.00
	C3A	4	0	4	0	4	0	0	0	0	4	0	100.00%			1.00
	C3B	2	0	2	0	2	0	0	0	0	2	0	100.00%			1.00
	3	2	0	2	0	2	0	0	0	0	2	0	100.00%			1.00
	4	0	0	0	0	0	0	0	0	0	0	0				0.00
	5	0	0	0	0	0	0	0	0	0	0	0				0.00
	6	0	0	0	0	0	0	0	0	0	0	0				0.00
	7	0	0	0	0	0	0	0	0	0	0	0				0.00
	8	0	0	0	0	0	0	0	0	0	0	0				0.00
EOA 6 Suburban	1	6	0	6	0	6	0	0	0	0	6	0	100.00%	\$0	0	1.00
	2	7	2	9	0	9	2	1	1	1	8	0	100.00%	\$0	0	1.00
	C3A	7	0	7	0	7	0	0	0	0	7	0	100.00%			1.00
	C3B	5	0	5	0	5	0	0	0	0	5	0	100.00%			1.00
	3	6	1	7	0	7	1	0	0	0	7	1	85.71%			0.86
	4	0	0	0	0	0	0	0	0	0	0	0				0.00
	5	0	0	0	0	0	0	0	0	0	0	0				0.00
	6	0	0	0	0	0	0	0	0	0	0	0				0.00
	7	0	0	0	0	0	0	0	0	0	0	0				0.00
	8	0	0	0	0	0	0	0	0	0	0	0				0.00
EOA 6 Urban	1	28	0	28	0	28	0	0	0	0	28	0	100.00%	\$0	0	1.00
	2	23	2	25	0	25	2	1	1	1	24	0	100.00%	\$0	0	1.00
	C3A	16	1	17	0	17	1	0	0	0	17	1	94.12%			0.94
	C3B	14	0	14	0	14	0	0	0	0	14	0	100.00%			1.00
	3	9	0	9	0	9	0	0	0	0	9	0	100.00%			1.00
	4	0	0	0	0	0	0	0	0	0	0	0				0.00
	5	2	0	2	0	2	0	0	0	0	2	0	100.00%			1.00
	6	30	19	49	0	49	19	0	0	0	49	19	61.22%			0.61
	7	3	3	6	0	6	3	0	0	0	6	3	50.00%			0.50
	8	0	0	0	0	0	0	0	0	0	0	0				0.00
EOA 6 Wilderness	1	2	0	2	0	2	0	0	0	0	2	0	100.00%	\$0	0	1.00
	2	0	0	0	0	0	0	0	0	0	0	0		\$0	0	0.00
	C3A	4	0	4	0	4	0	0	0	0	4	0	100.00%			1.00
	C3B	3	0	3	0	3	0	0	0	0	3	0	100.00%			1.00
	3	1	0	1	0	1	0	0	0	0	1	0	100.00%			1.00
	4	0	0	0	0	0	0	0	0	0	0	0				0.00
	5	0	0	0	0	0	0	0	0	0	0	0				0.00
	6	0	0	0	0	0	0	0	0	0	0	0				0.00
	7	0	0	0	0	0	0	0	0	0	0	0				0.00
	8	0	0	0	0	0	0	0	0	0	0	0				0.00
EOA 7 Metro	1	37	3	40	0	40	3	0	0	0	40	3	92.50%	\$0	0	0.93
	2	69	2	71	0	71	2	0	0	0	71	2	97.18%	\$0	0	0.97
	C3A	41	0	41	0	41	0	0	0	0	41	0	100.00%			1.00
	C3B	43	0	43	0	43	0	0	0	0	43	0	100.00%			1.00
	3	31	2	33	0	33	2	0	0	0	33	2	93.94%			0.94
	4	0	0	0	0	0	0	0	0	0	0	0				0.00
	5	0	0	0	0	0	0	0	0	0	0	0				0.00
	6	42	21	63	0	63	21	0	0	0	63	21	66.67%			0.67
7	25	5	30	0	30	5	0	0	0	30	5	83.33%			0.83	
8	1	0	1	0	1	0	0	0	0	1	0	100.00%			1.00	



Kern County - Liberty Ambulance Response Compliance and Penalty

Period: Aug 2023 to Aug 2023

Report Status: In Progress with 76 calls in Working Status

EOA 7 Rural	10	1	0	1	0	1	0	0	0	0	1	0	100.00%			1.00
	1	5	0	5	0	5	0	0	0	0	5	0	100.00%	\$0	0	1.00
	2	1	0	1	0	1	0	0	0	0	1	0	100.00%	\$0	0	1.00
	C3A	1	0	1	0	1	0	0	0	0	1	0	100.00%			1.00
	C3B	2	0	2	0	2	0	0	0	0	2	0	100.00%			1.00
	3	0	0	0	0	0	0	0	0	0	0	0				0.00
	4	0	0	0	0	0	0	0	0	0	0	0				0.00
	5	0	0	0	0	0	0	0	0	0	0	0				0.00
	6	0	0	0	0	0	0	0	0	0	0	0				0.00
	7	0	0	0	0	0	0	0	0	0	0	0				0.00
EOA 7 Suburban	10	0	0	0	0	0	0	0	0	0	0	0				0.00
	1	1	0	1	0	1	0	0	0	0	1	0	100.00%	\$0	0	1.00
	2	5	0	5	0	5	0	0	0	0	5	0	100.00%	\$0	0	1.00
	C3A	4	0	4	0	4	0	0	0	0	4	0	100.00%			1.00
	C3B	2	0	2	0	2	0	0	0	0	2	0	100.00%			1.00
	3	0	0	0	0	0	0	0	0	0	0	0				0.00
	4	0	0	0	0	0	0	0	0	0	0	0				0.00
	5	0	0	0	0	0	0	0	0	0	0	0				0.00
	6	0	0	0	0	0	0	0	0	0	0	0				0.00
	7	0	0	0	0	0	0	0	0	0	0	0				0.00
EOA 7 Urban	10	0	0	0	0	0	0	0	0	0	0	0				0.00
	1	3	0	3	0	3	0	0	0	0	3	0	100.00%	\$0	0	1.00
	2	5	0	5	0	5	0	0	0	0	5	0	100.00%	\$0	0	1.00
	C3A	8	0	8	0	8	0	0	0	0	8	0	100.00%			1.00
	C3B	4	0	4	0	4	0	0	0	0	4	0	100.00%			1.00
	3	4	0	4	0	4	0	0	0	0	4	0	100.00%			1.00
	4	0	0	0	0	0	0	0	0	0	0	0				0.00
	5	0	0	0	0	0	0	0	0	0	0	0				0.00
	6	0	0	0	0	0	0	0	0	0	0	0				0.00
	7	0	0	0	0	0	0	0	0	0	0	0				0.00
EOA 7 Wilderness	10	0	0	0	0	0	0	0	0	0	0	0				0.00
	1	0	0	0	0	0	0	0	0	0	0	0		\$0	0	0.00
	2	0	0	0	0	0	0	0	0	0	0	0		\$0	0	0.00
	C3A	1	1	2	0	2	1	0	0	0	2	1	50.00%			0.50
	C3B	0	0	0	0	0	0	0	0	0	0	0				0.00
	3	0	0	0	0	0	0	0	0	0	0	0				0.00
	4	0	0	0	0	0	0	0	0	0	0	0				0.00
	5	0	0	0	0	0	0	0	0	0	0	0				0.00
	6	0	0	0	0	0	0	0	0	0	0	0				0.00
	7	0	0	0	0	0	0	0	0	0	0	0				0.00
TOTAL:														\$1,000		47.50



Zone	Priority	Compliance Reporting 2023/09/01 - 2023/09/30										Compliance penalty reporting for repetitive non-compliance				
		On Time	Late	Total Incidents	Do Not Count	Adjusted Total Incidents	Adjusted Late	Exemptions Requested	Exemptions Approved	Time Corrections Approved	Compliance Calculated Incidents	Compliance Calculated Late	Response Time Compliance	Response Time Penalty	Consecutive Periods Out of Compliance Including Current Period	Out of Compliance Count for 12 Periods Including Current Period
EOA 6 Metro	1	19	2	21	0	21	2	0	0	0	21	2	90.48%	\$0	0	0.90
	2	42	4	46	0	46	4	0	0	0	46	4	91.30%	\$0	0	0.91
	C3A	32	1	33	0	33	1	0	0	0	33	1	96.97%			0.97
	C3B	21	0	21	0	21	0	0	0	0	21	0	100.00%			1.00
	3	12	0	12	0	12	0	0	0	0	12	0	100.00%			1.00
	4	0	0	0	0	0	0	0	0	0	0	0				0.00
	5	0	0	0	0	0	0	0	0	0	0	0				0.00
	6	0	0	0	0	0	0	0	0	0	0	0				0.00
	7	0	0	0	0	0	0	0	0	0	0	0				0.00
	8	0	2	2	0	2	2	0	0	0	2	2	0.00%			
EOA 6 Rural	1	0	0	0	0	0	0	0	0	0	0	0				0.00
	2	4	0	4	0	4	0	0	0	0	4	0	100.00%	\$0	0	1.00
	3	5	0	5	0	5	0	0	0	0	5	0	100.00%	\$0	0	1.00
	C3A	4	0	4	0	4	0	0	0	0	4	0	100.00%			1.00
	C3B	3	0	3	0	3	0	0	0	0	3	0	100.00%			1.00
	4	0	0	0	0	0	0	0	0	0	0	0				0.00
	5	0	0	0	0	0	0	0	0	0	0	0				0.00
	6	0	0	0	0	0	0	0	0	0	0	0				0.00
	7	0	0	0	0	0	0	0	0	0	0	0				0.00
	8	0	0	0	0	0	0	0	0	0	0	0				0.00
EOA 6 Suburban	1	0	0	0	0	0	0	0	0	0	0	0				0.00
	2	0	0	0	0	0	0	0	0	0	0	0				0.00
	3	0	0	0	0	0	0	0	0	0	0	0				0.00
	4	0	0	0	0	0	0	0	0	0	0	0				0.00
	5	0	0	0	0	0	0	0	0	0	0	0				0.00
	6	0	0	0	0	0	0	0	0	0	0	0				0.00
	7	0	0	0	0	0	0	0	0	0	0	0				0.00
	8	0	0	0	0	0	0	0	0	0	0	0				0.00
	9	0	0	0	0	0	0	0	0	0	0	0				0.00
	10	0	0	0	0	0	0	0	0	0	0	0				0.00
EOA 6 Urban	1	2	0	2	0	2	0	0	0	0	2	0	100.00%	\$0	0	1.00
	2	9	0	9	0	9	0	0	0	0	9	0	100.00%	\$0	0	1.00
	C3A	6	0	6	0	6	0	0	0	0	6	0	100.00%			1.00
	C3B	4	1	5	0	5	1	0	0	0	5	1	80.00%			0.80
	3	4	0	4	0	4	0	0	0	0	4	0	100.00%			1.00
	4	0	0	0	0	0	0	0	0	0	0	0				0.00
	5	0	0	0	0	0	0	0	0	0	0	0				0.00
	6	0	0	0	0	0	0	0	0	0	0	0				0.00
	7	0	0	0	0	0	0	0	0	0	0	0				0.00
	8	0	0	0	0	0	0	0	0	0	0	0				0.00
EOA 6 Wilderness	1	10	0	10	0	10	0	0	0	0	10	0	100.00%	\$0	0	1.00
	2	23	3	26	0	26	3	2	2	1	24	0	100.00%	\$0	0	1.00
	C3A	21	0	21	0	21	0	0	0	0	21	0	100.00%			1.00
	C3B	16	0	16	0	16	0	0	0	0	16	0	100.00%			1.00
	3	8	0	8	0	8	0	0	0	0	8	0	100.00%			1.00
	4	0	0	0	0	0	0	0	0	0	0	0				0.00
	5	0	0	0	0	0	0	0	0	0	0	0				0.00
	6	0	0	0	0	0	0	0	0	0	0	0				0.00
	7	0	0	0	0	0	0	0	0	0	0	0				0.00
	8	0	0	0	0	0	0	0	0	0	0	0				0.00
EOA 7 Metro	1	38	6	44	1	43	5	0	1	43	4	90.70%	\$0	0	0.91	
	2	66	2	68	0	68	2	0	0	0	68	2	97.06%	\$0	0	0.97
	C3A	44	3	47	0	47	3	0	0	0	47	3	93.62%			0.94
	C3B	41	1	42	0	42	1	0	0	0	42	1	97.62%			0.98
	3	31	1	32	0	32	1	0	0	0	32	1	96.88%			0.97
	4	0	0	0	0	0	0	0	0	0	0	0				0.00
	5	0	0	0	0	0	0	0	0	0	0	0				0.00
	6	42	20	62	0	62	20	0	0	0	62	20	67.74%			0.68
	7	13	4	17	0	17	4	0	0	0	17	4	76.47%			0.76
	8	0	1	1	0	1	1	0	0	0	1	1	0.00%			0.00
EOA 7 Rural	1	0	0	0	0	0	0	0	0	0	0	0				0.00
	2	7	0	7	0	7	0	0	0	0	7	0	100.00%	\$0	0	1.00
	3	1	0	1	0	1	0	0	0	0	1	0	100.00%	\$0	0	1.00
	C3A	0	0	0	0	0	0	0	0	0	0	0				0.00
	C3B	0	0	0	0	0	0	0	0	0	0	0				0.00
	3	0	0	0	0	0	0	0	0	0	0	0				0.00
	4	0	0	0	0	0	0	0	0	0	0	0				0.00
	5	0	0	0	0	0	0	0	0	0	0	0				0.00
	6	0	0	0	0	0	0	0	0	0	0	0				0.00
	7	0	0	0	0	0	0	0	0	0	0	0				0.00
EOA 7 Suburban	1	0	0	0	0	0	0	0	0	0	0	0				0.00
	2	1	0	1	0	1	0	0	0	0	1	0	100.00%	\$0	0	1.00
	3	2	0	2	0	2	0	0	0	0	2	0	100.00%	\$0	0	1.00
	C3A	5	0	5	0	5	0	0	0	0	5	0	100.00%			1.00
	C3B	0	0	0	0	0	0	0	0	0	0	0				0.00
	3	1	0	1	0	1	0	0	0	0	1	0	100.00%			1.00
	4	0	0	0	0	0	0	0	0	0	0	0				0.00
	5	0	0	0	0	0	0	0	0	0	0	0				0.00
	6	0	0	0	0	0	0	0	0	0	0	0				0.00
	7	0	0	0	0	0	0	0	0	0	0	0				0.00
EOA 7 Urban	1	0	0	0	0	0	0	0	0	0	0	0				0.00
	2	0	0	0	0	0	0	0	0	0	0	0				0.00
	3	0	0	0	0	0	0	0	0	0	0	0				0.00
	4	0	0	0	0	0	0	0	0	0	0	0				0.00
	5	0	0	0	0	0	0	0	0	0	0	0				0.00
	6	0	0	0	0	0	0	0	0	0	0	0				0.00
	7	0	0	0	0	0	0	0	0	0	0	0				0.00
	8	0	0	0	0	0	0	0	0	0	0	0				0.00
	9	0	0	0	0	0	0	0	0	0	0	0				0.00
	10	0	0	0	0	0	0	0	0	0	0	0				0.00
EOA 7 Wilderness	1	0	0	0	0	0	0	0	0	0	0	0				0.00
	2	0	0	0	0	0	0	0	0	0	0	0				0.00
	3	0	0	0	0	0	0	0	0	0	0	0				0.00
	4	0	0	0	0	0	0	0	0	0	0	0				0.00
	5	0	0	0	0	0	0	0	0	0	0	0				0.00
	6	0	0	0	0	0	0	0	0	0	0	0				0.00
	7	0	0	0	0	0	0	0	0	0	0	0				0.00
	8	0	0	0	0	0	0	0	0	0	0	0				0.00
	9	0	0	0	0	0										



Kern County - Liberty Ambulance Response Compliance and Penalty

Period: Oct 2023 to Oct 2023

Report Status: In Progress with 81 calls in Working Status

Zone	Priority	Compliance Reporting 2023/10/01 - 2023/10/31											Compliance Period Reporting for Repetitive Non-Compliance		Out of Compliance Count for 12 Periods Including Current Period	
		On Time	Late	Total Incidents	Do Not Count	Adjusted Total Incidents	Adjusted Late	Exemptions Requested	Exemptions Approved	Time Corrections Approved	Compliance Calculated Incidents	Compliance Calculated Late	Response Time Compliance	Response Time Penalty		Consecutive Periods Out of Compliance Including Current Period
EOA 6 Metro	1	17	2	19	0	19	2	1	1	1	18	0	100.00%	\$0	0	1.00
	2	24	7	31	0	31	7	2	2	3	29	2	93.10%	\$0	0	0.93
	C3A	27	0	27	0	27	0	0	0	0	27	0	100.00%			1.00
	C3B	22	0	22	0	22	0	0	0	0	22	0	100.00%			1.00
	3	20	1	21	0	21	1	0	0	0	21	1	95.24%			0.95
	4	0	0	0	0	0	0	0	0	0	0	0				0.00
	5	0	0	0	0	0	0	0	0	0	0	0				0.00
	6	0	0	0	0	0	0	0	0	0	0	0				0.00
	7	0	0	0	0	0	0	0	0	0	0	0				0.00
	8	2	0	2	0	2	0	0	0	0	2	0	100.00%			1.00
10	0	0	0	0	0	0	0	0	0	0	0				0.00	
EOA 6 Rural	1	7	0	7	0	7	0	0	0	0	7	0	100.00%	\$0	0	1.00
	2	2	0	2	0	2	0	0	0	0	2	0	100.00%	\$0	0	1.00
	C3A	4	0	4	0	4	0	0	0	0	4	0	100.00%			1.00
	C3B	3	0	3	0	3	0	0	0	0	3	0	100.00%			1.00
	3	0	0	0	0	0	0	0	0	0	0	0				0.00
	4	0	0	0	0	0	0	0	0	0	0	0				0.00
	5	0	0	0	0	0	0	0	0	0	0	0				0.00
	6	0	0	0	0	0	0	0	0	0	0	0				0.00
	7	0	0	0	0	0	0	0	0	0	0	0				0.00
	8	0	0	0	0	0	0	0	0	0	0	0				0.00
10	0	0	0	0	0	0	0	0	0	0	0				0.00	
EOA 6 Suburban	1	12	0	12	0	12	0	0	0	0	12	0	100.00%	\$0	0	1.00
	2	9	0	9	0	9	0	0	0	0	9	0	100.00%	\$0	0	1.00
	C3A	12	0	12	0	12	0	0	0	0	12	0	100.00%			1.00
	C3B	9	0	9	0	9	0	0	0	0	9	0	100.00%			1.00
	3	5	0	5	0	5	0	0	0	0	5	0	100.00%			1.00
	4	0	0	0	0	0	0	0	0	0	0	0				0.00
	5	0	0	0	0	0	0	0	0	0	0	0				0.00
	6	0	0	0	0	0	0	0	0	0	0	0				0.00
	7	0	0	0	0	0	0	0	0	0	0	0				0.00
	8	0	0	0	0	0	0	0	0	0	0	0				0.00
10	0	0	0	0	0	0	0	0	0	0	0				0.00	
EOA 6 Urban	1	11	0	11	0	11	0	0	0	0	11	0	100.00%	\$0	0	1.00
	2	19	1	20	0	20	1	0	0	1	20	0	100.00%	\$0	0	1.00
	C3A	21	2	23	0	23	2	0	0	0	23	2	91.30%			0.91
	C3B	16	0	16	0	16	0	0	0	0	16	0	100.00%			1.00
	3	21	1	22	0	22	1	0	0	0	22	1	95.45%			0.95
	4	0	0	0	0	0	0	0	0	0	0	0				0.00
	5	1	0	1	0	1	0	0	0	0	1	0	100.00%			1.00
	6	34	19	53	0	53	19	0	0	1	53	18	66.04%			0.66
	7	1	0	1	0	1	0	0	0	0	1	0	100.00%			1.00
	8	1	0	1	0	1	0	0	0	0	1	0	100.00%			1.00
10	0	1	1	0	1	1	0	0	1	1	0	100.00%			1.00	
EOA 6 Wilderness	1	1	0	1	0	1	0	0	0	0	1	0	100.00%	\$0	0	1.00
	2	3	0	3	0	3	0	0	0	0	3	0	100.00%	\$0	0	1.00
	C3A	1	0	1	0	1	0	0	0	0	1	0	100.00%			1.00
	C3B	1	0	1	0	1	0	0	0	0	1	0	100.00%			1.00
	3	0	0	0	0	0	0	0	0	0	0	0				0.00
	4	0	0	0	0	0	0	0	0	0	0	0				0.00
	5	0	0	0	0	0	0	0	0	0	0	0				0.00
	6	0	0	0	0	0	0	0	0	0	0	0				0.00
	7	0	0	0	0	0	0	0	0	0	0	0				0.00
	8	0	0	0	0	0	0	0	0	0	0	0				0.00
10	0	0	0	0	0	0	0	0	0	0	0				0.00	
EOA 7 Metro	1	43	5	48	0	48	5	0	0	4	48	1	97.92%	\$0	0	0.98
	2	71	6	77	0	77	6	0	0	0	77	6	92.21%	\$0	0	0.92
	C3A	53	4	57	0	57	4	0	0	0	57	4	92.98%			0.93
	C3B	29	0	29	0	29	0	0	0	0	29	0	100.00%			1.00
	3	34	1	35	0	35	1	0	0	0	35	1	97.14%			0.97
	4	0	0	0	0	0	0	0	0	0	0	0				0.00
	5	0	0	0	0	0	0	0	0	0	0	0				0.00
	6	46	25	71	0	71	25	0	0	0	71	25	64.79%			0.65
7	9	5	14	0	14	5	0	0	0	14	5	64.29%			0.64	
8	0	5	5	0	5	5	0	0	0	5	5	0.00%			0.00	



Kern County - Liberty Ambulance Response Compliance and Penalty

Period: Oct 2023 to Oct 2023

Report Status: In Progress with 81 calls in Working Status

EOA 7 Rural	10	0	1	1	0	1	1	0	0	0	1	0	100.00%			1.00
	1	5	0	5	0	5	0	0	0	0	5	0	100.00%	\$0	0	1.00
	2	1	0	1	0	1	0	0	0	0	1	0	100.00%	\$0	0	1.00
	C3A	4	0	4	0	4	0	0	0	0	4	0	100.00%			1.00
	C3B	0	0	0	0	0	0	0	0	0	0	0				0.00
	3	0	0	0	0	0	0	0	0	0	0	0				0.00
	4	0	0	0	0	0	0	0	0	0	0	0				0.00
	5	0	0	0	0	0	0	0	0	0	0	0				0.00
	6	0	0	0	0	0	0	0	0	0	0	0				0.00
	7	0	0	0	0	0	0	0	0	0	0	0				0.00
8	0	0	0	0	0	0	0	0	0	0	0				0.00	
10	0	0	0	0	0	0	0	0	0	0	0				0.00	
EOA 7 Suburban	1	2	0	2	0	2	0	0	0	0	2	0	100.00%	\$0	0	1.00
	2	5	0	5	0	5	0	0	0	0	5	0	100.00%	\$0	0	1.00
	C3A	5	0	5	0	5	0	0	0	0	5	0	100.00%			1.00
	C3B	2	0	2	0	2	0	0	0	0	2	0	100.00%			1.00
	3	0	0	0	0	0	0	0	0	0	0	0				0.00
	4	0	0	0	0	0	0	0	0	0	0	0				0.00
	5	0	0	0	0	0	0	0	0	0	0	0				0.00
	6	0	0	0	0	0	0	0	0	0	0	0				0.00
	7	0	0	0	0	0	0	0	0	0	0	0				0.00
	8	0	0	0	0	0	0	0	0	0	0	0				0.00
10	0	0	0	0	0	0	0	0	0	0	0				0.00	
EOA 7 Urban	1	5	0	5	0	5	0	0	0	0	5	0	100.00%	\$0	0	1.00
	2	2	1	3	0	3	1	0	0	1	3	0	100.00%	\$0	0	1.00
	C3A	5	1	6	0	6	1	0	0	0	6	1	83.33%			0.83
	C3B	3	1	4	0	4	1	0	0	0	4	1	75.00%			0.75
	3	4	0	4	0	4	0	0	0	0	4	0	100.00%			1.00
	4	0	0	0	0	0	0	0	0	0	0	0				0.00
	5	0	0	0	0	0	0	0	0	0	0	0				0.00
	6	0	0	0	0	0	0	0	0	0	0	0				0.00
	7	0	0	0	0	0	0	0	0	0	0	0				0.00
	8	0	0	0	0	0	0	0	0	0	0	0				0.00
10	0	0	0	0	0	0	0	0	0	0	0				0.00	
EOA 7 Wilderness	1	0	0	0	0	0	0	0	0	0	0	0				0.00
	2	1	0	1	0	1	0	0	0	0	1	0	100.00%	\$0	0	1.00
	C3A	0	0	0	0	0	0	0	0	0	0	0				0.00
	C3B	0	0	0	0	0	0	0	0	0	0	0				0.00
	3	0	0	0	0	0	0	0	0	0	0	0				0.00
	4	0	0	0	0	0	0	0	0	0	0	0				0.00
	5	0	0	0	0	0	0	0	0	0	0	0				0.00
	6	0	0	0	0	0	0	0	0	0	0	0				0.00
	7	0	0	0	0	0	0	0	0	0	0	0				0.00
	8	0	0	0	0	0	0	0	0	0	0	0				0.00
10	0	0	0	0	0	0	0	0	0	0	0				0.00	
TOTAL:														\$0		

51

48.09
94.29%



Kern County - Liberty Ambulance Response Compliance and Penalty

Period: Nov 2023 to Nov 2023

Report Status: In Progress with 58 calls in Working Status

Zone	Priority	Compliance Reporting 2023/11/01 - 2023/11/30											Compliance Period Reporting for Repetitive Non-Compliance		Out of Compliance Count for 12 Periods Including Current Period		
		On Time	Late	Total Incidents	Do Not Count	Adjusted Total Incidents	Adjusted Late	Exemptions Requested	Exemptions Approved	Time Corrections Approved	Compliance Calculated Incidents	Compliance Calculated Late	Response Time Compliance	Response Time Penalty		Consecutive Periods Out of Compliance Including Current Period	
EOA 6 Metro	1	15	0	15	0	15	0	0	0	0	0	15	0	100.00%	\$0	0	1.00
	2	23	0	23	0	23	0	0	0	0	0	23	0	100.00%	\$0	0	1.00
	C3A	29	1	30	0	30	1	0	0	0	0	30	1	96.67%			0.97
	C3B	19	3	22	0	22	3	0	0	0	0	22	3	86.36%			0.86
	3	17	1	18	0	18	1	0	0	0	0	18	1	94.44%			0.94
	4	0	0	0	0	0	0	0	0	0	0	0	0				0.00
	5	0	0	0	0	0	0	0	0	0	0	0	0				0.00
	6	0	0	0	0	0	0	0	0	0	0	0	0				0.00
	7	0	0	0	0	0	0	0	0	0	0	0	0				0.00
	8	0	0	0	0	0	0	0	0	0	0	0	0				0.00
EOA 6 Rural	1	6	0	6	0	6	0	0	0	0	0	6	0	100.00%	\$0	0	1.00
	2	4	0	4	0	4	0	0	0	0	0	4	0	100.00%	\$0	0	1.00
	C3A	4	0	4	0	4	0	0	0	0	0	4	0	100.00%			1.00
	C3B	6	0	6	0	6	0	0	0	0	0	6	0	100.00%			1.00
	3	3	0	3	0	3	0	0	0	0	0	3	0	100.00%			1.00
	4	0	0	0	0	0	0	0	0	0	0	0	0				0.00
	5	0	0	0	0	0	0	0	0	0	0	0	0				0.00
	6	0	0	0	0	0	0	0	0	0	0	0	0				0.00
	7	0	0	0	0	0	0	0	0	0	0	0	0				0.00
	8	0	0	0	0	0	0	0	0	0	0	0	0				0.00
EOA 6 Suburban	1	7	1	8	0	8	1	1	1	0	0	7	0	100.00%	\$0	0	1.00
	C3A	11	0	11	0	11	0	0	0	0	0	11	0	100.00%		1	0.00
	C3B	5	1	6	0	6	1	0	0	0	0	6	1	83.33%			1.00
	3	6	1	7	0	7	1	0	0	0	0	7	1	85.71%			0.83
	4	0	0	0	0	0	0	0	0	0	0	0	0				0.86
	5	0	0	0	0	0	0	0	0	0	0	0	0				0.00
	6	0	0	0	0	0	0	0	0	0	0	0	0				0.00
	7	0	0	0	0	0	0	0	0	0	0	0	0				0.00
	8	0	0	0	0	0	0	0	0	0	0	0	0				0.00
	10	0	0	0	0	0	0	0	0	0	0	0	0				0.00
EOA 6 Urban	1	4	1	5	0	5	1	0	0	1	0	5	0	100.00%	\$0	0	1.00
	2	21	3	24	0	24	3	1	1	0	0	23	2	91.30%	\$0	0	0.91
	C3A	25	1	26	0	26	1	0	0	0	0	26	1	96.15%			0.96
	C3B	17	0	17	0	17	0	0	0	0	0	17	0	100.00%			1.00
	3	20	0	20	0	20	0	0	0	0	0	20	0	100.00%			1.00
	4	0	0	0	0	0	0	0	0	0	0	0	0				0.00
	5	1	0	1	0	1	0	0	0	0	0	1	0	100.00%			1.00
	6	34	18	52	0	52	18	0	0	0	0	52	18	65.38%			0.65
	7	1	0	1	0	1	0	0	0	0	0	1	0	100.00%			1.00
	8	0	0	0	0	0	0	0	0	0	0	0	0				0.00
EOA 6 Wilderness	1	0	0	0	0	0	0	0	0	0	0	0	0		\$0	0	0.00
	2	2	0	2	0	2	0	0	0	0	0	2	0	100.00%	\$0	0	1.00
	C3A	0	0	0	0	0	0	0	0	0	0	0	0				0.00
	C3B	1	0	1	0	1	0	0	0	0	0	1	0	100.00%			1.00
	3	0	0	0	0	0	0	0	0	0	0	0	0				0.00
	4	0	0	0	0	0	0	0	0	0	0	0	0				0.00
	5	0	0	0	0	0	0	0	0	0	0	0	0				0.00
	6	0	0	0	0	0	0	0	0	0	0	0	0				0.00
	7	0	0	0	0	0	0	0	0	0	0	0	0				0.00
	8	0	0	0	0	0	0	0	0	0	0	0	0				0.00
EOA 7 Metro	1	40	4	44	0	44	4	0	0	0	0	44	4	90.91%	\$0	0	0.91
	2	64	1	65	0	65	1	0	0	0	0	65	1	98.46%	\$0	0	0.98
	C3A	53	2	55	0	55	2	0	0	0	0	55	2	96.36%			0.96
	C3B	40	0	40	0	40	0	0	0	0	0	40	0	100.00%			1.00
	3	28	0	28	0	28	0	0	0	0	0	28	0	100.00%			1.00
	4	0	0	0	0	0	0	0	0	0	0	0	0				0.00
	5	0	0	0	0	0	0	0	0	0	0	0	0				0.00
	6	45	18	63	0	63	18	0	0	0	0	63	18	71.43%			0.71
7	9	2	11	0	11	2	0	0	0	0	11	2	81.82%			0.82	
8	0	0	0	0	0	0	0	0	0	0	0	0				0.00	



Kern County - Liberty Ambulance Response Compliance and Penalty

Period: Nov 2023 to Nov 2023

Report Status: In Progress with 58 calls in Working Status

EOA 7 Rural	10	0	0	0	0	0	0	0	0	0	0	0	0	100.00%	\$0	0	0.00
	1	6	0	6	0	6	0	0	0	0	6	0	0	100.00%	\$0	0	1.00
	2	2	0	2	0	2	0	0	0	0	2	0	0	100.00%	\$0	0	1.00
	C3A	2	0	2	0	2	0	0	0	0	2	0	0	100.00%			1.00
	C3B	1	0	1	0	1	0	0	0	0	1	0	0	100.00%			1.00
	3	1	0	1	0	1	0	0	0	0	1	0	0	100.00%			1.00
	4	0	0	0	0	0	0	0	0	0	0	0	0				0.00
	5	0	0	0	0	0	0	0	0	0	0	0	0				0.00
	6	0	0	0	0	0	0	0	0	0	0	0	0				0.00
	7	0	0	0	0	0	0	0	0	0	0	0	0				0.00
EOA 7 Suburban	10	0	0	0	0	0	0	0	0	0	0	0	0				0.00
	1	4	0	4	0	4	0	0	0	0	4	0	0	100.00%	\$0	0	1.00
	2	2	0	2	0	2	0	0	0	0	2	0	0	100.00%	\$0	0	1.00
	C3A	7	0	7	0	7	0	0	0	0	7	0	0	100.00%			1.00
	C3B	4	0	4	0	4	0	0	0	0	4	0	0	100.00%			1.00
	3	4	0	4	0	4	0	0	0	0	4	0	0	100.00%			1.00
	4	0	0	0	0	0	0	0	0	0	0	0	0				0.00
	5	0	0	0	0	0	0	0	0	0	0	0	0				0.00
	6	0	0	0	0	0	0	0	0	0	0	0	0				0.00
	7	0	0	0	0	0	0	0	0	0	0	0	0				0.00
EOA 7 Urban	10	0	0	0	0	0	0	0	0	0	0	0	0				0.00
	1	5	0	5	0	5	0	0	0	0	5	0	0	100.00%	\$0	0	1.00
	2	4	0	4	0	4	0	0	0	0	4	0	0	100.00%	\$0	0	1.00
	C3A	3	0	3	0	3	0	0	0	0	3	0	0	100.00%			1.00
	C3B	5	0	5	0	5	0	0	0	0	5	0	0	100.00%			1.00
	3	0	0	0	0	0	0	0	0	0	0	0	0				0.00
	4	0	0	0	0	0	0	0	0	0	0	0	0				0.00
	5	0	0	0	0	0	0	0	0	0	0	0	0				0.00
	6	0	0	0	0	0	0	0	0	0	0	0	0				0.00
	7	0	0	0	0	0	0	0	0	0	0	0	0				0.00
EOA 7 Wilderness	10	0	0	0	0	0	0	0	0	0	0	0	0				0.00
	1	2	0	2	0	2	0	0	0	0	2	0	0	100.00%	\$0	0	1.00
	2	0	0	0	0	0	0	0	0	0	0	0	0		\$0	0	0.00
	C3A	1	0	1	0	1	0	0	0	0	1	0	0	100.00%			1.00
	C3B	0	0	0	0	0	0	0	0	0	0	0	0				0.00
	3	0	0	0	0	0	0	0	0	0	0	0	0				0.00
	4	0	0	0	0	0	0	0	0	0	0	0	0				0.00
	5	0	0	0	0	0	0	0	0	0	0	0	0				0.00
	6	0	0	0	0	0	0	0	0	0	0	0	0				0.00
	7	0	0	0	0	0	0	0	0	0	0	0	0				0.00
TOTAL:														\$1,000			
Adjusted Total														\$0			
																	47

Exempt under Less than 10 volume rule

EOA 6 Suburban	2	8	1	9	0	9	1	0	0	0	9	1	88.89%	\$1,000			
----------------	---	---	---	---	---	---	---	---	---	---	---	---	--------	---------	--	--	--

45.38
96.56%



Kern County - Liberty Ambulance Response Compliance and Penalty

Period: Dec 2023 to Dec 2023

Report Status: In Progress with 65 calls in Working Status

Compliance Reporting 2023/12/01 - 2023/12/31															Compliance Period reporting for repetitive non-compliance		
Zone	Priority	On Time	Late	Total Incidents	Do Not Count	Adjusted Total Incidents	Adjusted Late	Exemptions Requested	Exemptions Approved	Time Corrections Approved	Compliance Calculated Incidents	Compliance Calculated Late	Response Time Compliance	Response Time Penalty	Consecutive Periods Out of Compliance Including Current Period	Out of Compliance Count for 12 Periods Including Current Period	
EOA 6 Metro	1	20	2	22	0	22	2	0	0	0	22	2	90.91%	\$0	0	0.91	
	2	29	1	30	0	30	1	0	0	0	30	1	96.67%	\$0	0		0.97
	C3A	37	1	38	0	38	1	0	0	0	38	1	97.37%				0.97
	C3B	24	2	26	0	26	2	0	0	0	26	2	92.31%				0.92
	3	23	1	24	0	24	1	0	0	0	24	1	95.83%				0.96
	4	0	0	0	0	0	0	0	0	0	0	0					0.00
	5	0	0	0	0	0	0	0	0	0	0	0					0.00
	6	0	0	0	0	0	0	0	0	0	0	0					0.00
	7	0	0	0	0	0	0	0	0	0	0	0					0.00
	8	0	0	0	0	0	0	0	0	0	0	0					0.00
10	0	0	0	0	0	0	0	0	0	0	0				0.00		
EOA 6 Rural	1	2	0	2	0	2	0	0	0	0	2	0	100.00%	\$0	0	1.00	
	2	6	0	6	0	6	0	0	0	0	6	0	100.00%	\$0	0	1.00	
	C3A	9	0	9	0	9	0	0	0	0	9	0	100.00%			1.00	
	C3B	5	0	5	0	5	0	0	0	0	5	0	100.00%			1.00	
	3	2	0	2	0	2	0	0	0	0	2	0	100.00%			1.00	
	4	0	0	0	0	0	0	0	0	0	0	0				0.00	
	5	0	0	0	0	0	0	0	0	0	0	0				0.00	
	6	0	0	0	0	0	0	0	0	0	0	0				0.00	
	7	0	0	0	0	0	0	0	0	0	0	0				0.00	
	8	0	0	0	0	0	0	0	0	0	0	0				0.00	
10	0	0	0	0	0	0	0	0	0	0	0				0.00		
EOA 6 Suburban	1	5	0	5	0	5	0	0	0	0	5	0	100.00%	\$0	0	1.00	
	2	11	0	11	0	11	0	0	0	0	11	0	100.00%	\$0	0	1.00	
	C3A	10	0	10	0	10	0	0	0	0	10	0	100.00%			1.00	
	C3B	7	0	7	0	7	0	0	0	0	7	0	100.00%			1.00	
	3	5	0	5	0	5	0	0	0	0	5	0	100.00%			1.00	
	4	0	0	0	0	0	0	0	0	0	0	0				0.00	
	5	0	0	0	0	0	0	0	0	0	0	0				0.00	
	6	0	0	0	0	0	0	0	0	0	0	0				0.00	
	7	0	0	0	0	0	0	0	0	0	0	0				0.00	
	8	0	0	0	0	0	0	0	0	0	0	0				0.00	
10	1	0	1	0	1	0	0	0	0	1	0	100.00%			1.00		
EOA 6 Urban	1	12	0	12	0	12	0	0	0	0	12	0	100.00%	\$0	0	1.00	
	2	24	1	25	0	25	1	0	0	0	25	1	96.00%	\$0	0	0.96	
	C3A	16	2	18	0	18	2	0	0	0	18	2	88.89%			0.89	
	C3B	13	0	13	0	13	0	0	0	0	13	0	100.00%			1.00	
	3	16	0	16	0	16	0	0	0	0	16	0	100.00%			1.00	
	4	0	0	0	0	0	0	0	0	0	0	0				0.00	
	5	0	0	0	0	0	0	0	0	0	0	0				0.00	
	6	35	16	51	0	51	16	0	0	0	51	16	68.63%			0.69	
	7	0	3	3	0	3	3	0	0	0	3	3	0.00%			0.00	
	8	0	0	0	0	0	0	0	0	0	0	0				0.00	
10	0	0	0	0	0	0	0	0	0	0	0				0.00		
EOA 6 Wilderness	1	1	0	1	0	1	0	0	0	0	1	0	100.00%	\$0	0	1.00	
	2	2	0	2	0	2	0	0	0	0	2	0	100.00%	\$0	0	1.00	
	C3A	2	0	2	0	2	0	0	0	0	2	0	100.00%			1.00	
	C3B	0	0	0	0	0	0	0	0	0	0	0				0.00	
	3	1	0	1	0	1	0	0	0	0	1	0	100.00%			1.00	
	4	0	0	0	0	0	0	0	0	0	0	0				0.00	
	5	0	0	0	0	0	0	0	0	0	0	0				0.00	
	6	0	0	0	0	0	0	0	0	0	0	0				0.00	
	7	0	0	0	0	0	0	0	0	0	0	0				0.00	
	8	0	0	0	0	0	0	0	0	0	0	0				0.00	
10	0	0	0	0	0	0	0	0	0	0	0				0.00		
EOA 7 Metro	1	43	6	49	0	49	6	2	2	1	47	3	93.62%	\$0	0	0.94	
	2	46	0	46	0	46	0	0	0	0	46	0	100.00%	\$0	0	1.00	
	C3A	57	3	60	0	60	3	0	0	0	60	3	95.00%			0.95	
	C3B	35	0	35	0	35	0	0	0	0	35	0	100.00%			1.00	
	3	38	0	38	0	38	0	0	0	0	38	0	100.00%			1.00	
	4	0	0	0	0	0	0	0	0	0	0	0				0.00	
	5	0	0	0	0	0	0	0	0	0	0	0				0.00	
6	39	17	56	0	56	17	0	0	0	56	17	69.64%			0.70		



Kern County - Liberty Ambulance Response Compliance and Penalty

Period: Dec 2023 to Dec 2023

Report Status: In Progress with 65 calls in Working Status

	7	11	4	15	0	15	4	0	0	0	0	15	4	73.33%				0.73
	8	0	0	0	0	0	0	0	0	0	0	0	0					0.00
	10	0	0	0	0	0	0	0	0	0	0	0	0					0.00
EOA 7 Rural	1	4	0	4	0	4	0	0	0	0	0	4	0	100.00%	\$0	0		1.00
	2	1	0	1	0	1	0	0	0	0	0	1	0	100.00%	\$0	0		1.00
	C3A	9	0	9	0	9	0	0	0	0	0	9	0	100.00%				1.00
	C3B	2	0	2	0	2	0	0	0	0	0	2	0	100.00%				1.00
	3	1	0	1	0	1	0	0	0	0	0	1	0	100.00%				1.00
	4	0	0	0	0	0	0	0	0	0	0	0	0					0.00
	5	0	0	0	0	0	0	0	0	0	0	0	0					0.00
	6	0	0	0	0	0	0	0	0	0	0	0	0					0.00
	7	0	0	0	0	0	0	0	0	0	0	0	0					0.00
	8	0	0	0	0	0	0	0	0	0	0	0	0					0.00
10	1	0	1	0	1	0	0	0	0	0	1	0	100.00%				1.00	
EOA 7 Suburban	1	2	0	2	0	2	0	0	0	0	0	2	0	100.00%	\$0	0		1.00
	2	1	0	1	0	1	0	0	0	0	0	1	0	100.00%	\$0	0		1.00
	C3A	6	0	6	0	6	0	0	0	0	0	6	0	100.00%				1.00
	C3B	1	0	1	0	1	0	0	0	0	0	1	0	100.00%				1.00
	3	2	0	2	0	2	0	0	0	0	0	2	0	100.00%				1.00
	4	0	0	0	0	0	0	0	0	0	0	0	0					0.00
	5	0	0	0	0	0	0	0	0	0	0	0	0					0.00
	6	0	0	0	0	0	0	0	0	0	0	0	0					0.00
	7	0	0	0	0	0	0	0	0	0	0	0	0					0.00
	8	0	0	0	0	0	0	0	0	0	0	0	0					0.00
10	0	0	0	0	0	0	0	0	0	0	0	0					0.00	
EOA 7 Urban	2	3	0	3	0	3	0	0	0	0	0	3	0	100.00%	\$0	0	1	0.00
	C3A	5	0	5	0	5	0	0	0	0	0	5	0	100.00%				1.00
	C3B	8	0	8	0	8	0	0	0	0	0	8	0	100.00%				1.00
	3	6	1	7	0	7	1	0	0	0	0	7	1	85.71%				0.86
	4	0	0	0	0	0	0	0	0	0	0	0	0					0.00
	5	0	0	0	0	0	0	0	0	0	0	0	0					0.00
	6	0	0	0	0	0	0	0	0	0	0	0	0					0.00
	7	0	0	0	0	0	0	0	0	0	0	0	0					0.00
	8	0	0	0	0	0	0	0	0	0	0	0	0					0.00
	10	0	0	0	0	0	0	0	0	0	0	0	0					0.00
EOA 7 Wilderness	1	0	0	0	0	0	0	0	0	0	0	0	0		\$0	0		0.00
	2	0	0	0	0	0	0	0	0	0	0	0	0		\$0	0		0.00
	C3A	1	0	1	0	1	0	0	0	0	0	1	0	100.00%				1.00
	C3B	0	0	0	0	0	0	0	0	0	0	0	0					0.00
	3	0	0	0	0	0	0	0	0	0	0	0	0					0.00
	4	0	0	0	0	0	0	0	0	0	0	0	0					0.00
	5	0	0	0	0	0	0	0	0	0	0	0	0					0.00
	6	0	0	0	0	0	0	0	0	0	0	0	0					0.00
	7	0	0	0	0	0	0	0	0	0	0	0	0					0.00
	8	0	0	0	0	0	0	0	0	0	0	0	0					0.00
10	0	0	0	0	0	0	0	0	0	0	0	0					0.00	
TOTAL:														\$0			50	47.44

Exempt per Less than 10 Policy

EOA 7 Urban	1	3	1	4	0	4	1	0	0	0	0	4	1	75.00%	\$1,000			94.88%
-------------	---	---	---	---	---	---	---	---	---	---	---	---	---	--------	---------	--	--	--------

9. Annual EMCAB Agenda Summary

Emergency Medical Care Advisory Board Summary 2023

The Emergency Medical Care Advisory Board (EMCAB) was established pursuant to section 1797.270 et seq. of the California Health and Safety Code. EMCAB is advisory to the Kern County Board of Supervisors. EMCAB is made up of eleven primary members and alternates for each position representing various multi-disciplinary community organizations and consumers. EMCAB meets quarterly. Details regarding the topics below can be found on the Division's website at <https://kernpublichealth.com/ems-meeting-schedule/>

The following offers a summary of EMCAB actions for the calendar year 2023:

February 9, 2023		
Item	Suggested Action	EMCAB Action
Role Call	Quorum	Quorum
Approval of Minutes	Approve	Approved
APOT Task Force Report	Move future meetings to quarterly	Approved
EMD Study Implementation	Approve and implement	Denied
ASPS Update	Approve and implement	Approved
Maddy Fund Quarterly Report	Receive and File	Received
Legislation Report	Receive and File	Received
Quarterly APOT	Receive and File	Received
Quarterly Response Time Compliance	Receive and File	Received
Managers' Report	Receive and File	Received
May 11, 2023		
Role Call	Quorum	Quorum
Approval of Minutes	Approve	Approved
APOT Task Force Report	Receive and File	Received
EMD Study	Approve and implement	Approved
Maddy Fund Annual Report	Receive and File	Received
Legislation Report	Receive and File	Received
Annual Core Measure and APOT Report	Receive and File	Received
EMCAB Agenda Summary	Receive and File	Received
Annual OA Report	Receive and File	Received
Annual EMS System Report	Receive and File	Received
Annual Response Compliance	Received and File	Received
EMCAB Member Update	Receive and File	Received
Grand Jury Report	Receive and File	Received
Managers' Report	Receive and File	Received
Request for Maddy Fund Release-Warehouse space	Approve	Approved
August 10, 2023 – Meeting Canceled		

November 9, 2023		
Role Call	Quorum	Quorum
Consent Agenda	Approve	Approved
Approval of Minutes	Approve	Approved
Apot Task Force Report	Receive and File	Received
Maddy Fund Quarterly Report	Receive and File	Received
Legislation Report	Receive and File	Received
Quarterly APOT	Received and File	Received
Quarterly Response Compliance	Receive and File	Received
2024 EMCAB Meeting Dates	Approve	Approved
Managers' Report	Receive and File	Received

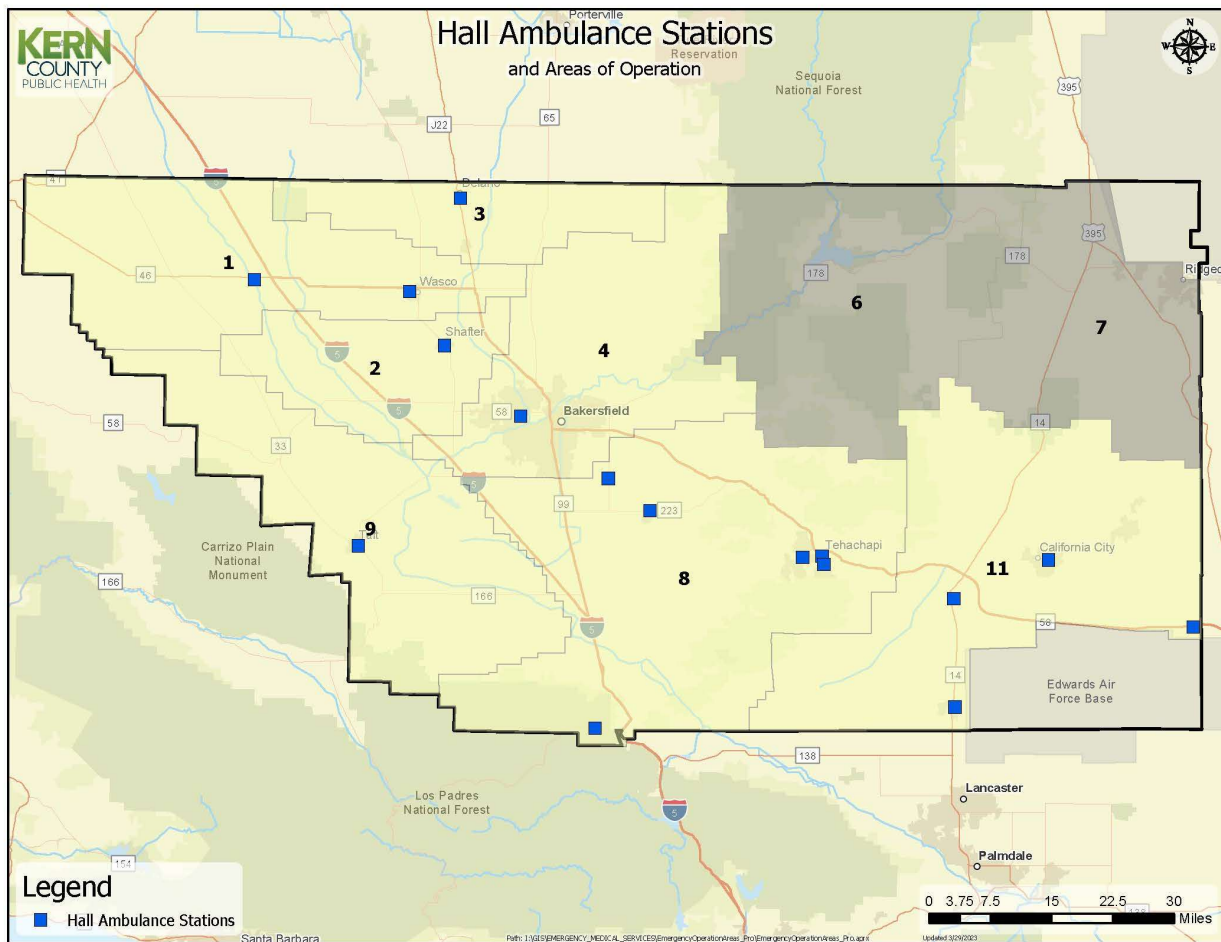
10. Annual EOA Reports



Annual Performance Report Summary Hall Ambulance 2023

Exclusive Operating Areas 1, 2, 3, 4, 8, 9 and 11

Operational Maps



Grounded in Health

Ordinance Compliance –

The ambulance provider’s extent of ordinance compliance, any notices of exceptions or instances of non-compliance and provider’s performance in curing those deficiencies.

In 2023, Hall Ambulance Service was found to be out of compliance with Kern County Ordinance 8.12.170.E.7: “Failure to meet the zone response time standards for three consecutive months in the same zone, or four (4) months in any consecutive twelve (12) month period in the same zone. In at least one of the contracted EOA’s in the months of January, February, March, April, May, June, July, August, September, October, and December, Hall Ambulance Service failed to meet mandatory response times as mandated by the county. The fine waiver that had been in place due to the county and state declarations of emergency due to COVID-19, were lifted beginning march of 2023.

The issues with ordinance compliance continued to be affected by the impact COVID-19 had on our entire emergency medical services system. Hall Ambulance Service continued to experience staffing shortages and increased call volumes in their EOAs.

Contract compliance –

The ambulance provider’s extent of contract compliance, any notices of exceptions or instances of non-compliance and provider’s performance in curing those deficiencies.

In 2023, Hall Ambulance service was found to be out of compliance with Agreement # 461-2020, #872-2006, # 875-2006, # 876-2006 and #493-2021 Section 3.1.4: “Failure of PROVIDER to meet the zone response time standards specified in the performance standards for three consecutive months in the same zone, or four months in any consecutive 12-month period in the same zone”. In at least one of the contracted EOA’s in the months of January, February, March, April, May, June, July, August, September, October, and December, Hall Ambulance Service failed to meet mandatory response times as mandated by the county. The fine waiver that had been in place due to the county and state declarations of emergency due to COVID-19, were lifted beginning march of 2023

The issues with contract compliance continued to be affected by the impact COVID-19 had on our entire emergency medical services system. Hall Ambulance Service experienced staffing shortages and increased call volumes in their EOAs.

Sub-contracts-

The ambulance providers extent of sub-contracting or mutual aid.

In 2023, Hall continued to subcontract for out of state paramedics and added EMTs as well and subcontracted with numerous ambulance providers from Los Angeles and Orange County’s as well as Pro Safety and Rescue and Trinity Safety in an effort to assure responses to the community.

Grounded in Health

Hall Ambulance Service provided Mutual Aid outside of their EOA's on 260 occasions:

Date	UnitID	descr	Priority	EMD	EOA	Community
1/1/2023	482	ALS	1	10D04	EDWARDS AFB	EDWARDS
1/1/2023	516	BLS	6	-	LACO-C	LOS ANGELES
1/3/2023	470	ALS	2	29B03	LACO-B20	ROSAMOND
1/5/2023	482	ALS		32B03	LACO-B20	ROSAMOND
1/6/2023	497	ALS	2	29B01	EDWARDS AFB	EDWARDS
1/8/2023	467	ALS	9	29D02	SAN BERNADINO	BORON
1/9/2023	459	ALS	9	-	VENTURA	LOCKWOOD VALLEY
1/14/2023	522	ALS	1	29D02	TULARE	DELANO
1/25/2023	432	Critical Care- Ground		29B01	EDWARDS AFB	EDWARDS
1/27/2023	446	ALS	9	23C07	SAN BERNADINO	BORON
1/30/2023	459	ALS		30A01	LACO-A40	LEBEC
2/1/2023	403	ALS	9	29D03	SAN BERNADINO	BORON
2/2/2023	463	ALS	2	32B03	EDWARDS AFB	EDWARDS
2/2/2023	482	ALS	2	12A01	EDWARDS AFB	EDWARDS
2/4/2023	522	ALS	9	29B05	TULARE	RICHGROVE
2/5/2023	498	ALS	9	29B05	<None>	CUYAMA
2/5/2023	459	ALS	9	30B01	VENTURA	FRAZIER PARK
2/6/2023	432	Critical Care- Ground	2	29B05	EDWARDS AFB	EDWARDS
2/6/2023	432	Critical Care- Ground	2	-	EDWARDS AFB	EDWARDS
2/6/2023	432	Critical Care- Ground	2	-	EDWARDS AFB	EDWARDS
2/6/2023	465	ALS	2	29B05	EDWARDS AFB	EDWARDS
2/6/2023	470	ALS	2	29B05	EDWARDS AFB	EDWARDS
2/7/2023	463	ALS	9	29B05	SAN BERNADINO	BORON
2/8/2023	473	ALS	9	06D02	TULARE	RICHGROVE
2/8/2023	463	ALS	1	29D03	EDWARDS AFB	EDWARDS
2/8/2023	S-38	ALS 1st Responder	1	29D03	EDWARDS AFB	EDWARDS
2/8/2023	473	ALS	9	17B03	TULARE	DELANO
2/14/2023	470	ALS	1	29D03	RIDGECREST, U 7	ROSAMOND
2/15/2023	492	BLS	9	29B05	TULARE	RICHGROVE
2/16/2023	463	ALS	9	23C04	SAN BERNADINO	BORON
2/16/2023	446	ALS	2	29B05	EDWARDS AFB	EDWARDS
2/18/2023	444	ALS		17A02	LACO-B20	ROSAMOND
2/19/2023	470	ALS	2	29B01	EDWARDS AFB	EDWARDS
2/23/2023	483	ALS	6	-	LACO-C	LOS ANGELES
2/24/2023	468	BLS	9	29B05	TULARE	DELANO
2/25/2023	489	ALS	9	29B05	TULARE	DELANO
2/28/2023	468	BLS	9	17A01	TULARE	DELANO
2/28/2023	463	ALS	1	21D03	EDWARDS AFB	EDWARDS AFB
3/2/2023	463	ALS	9	32B03	SAN BERNADINO	BORON
3/3/2023	482	ALS	2	26B01	LACO-B20	LANCASTER
3/5/2023	463	ALS	9	29D02	SAN BERNADINO	KRAMER
3/6/2023	452	ALS	1	29D05	EDWARDS AFB	EDWARDS
3/7/2023	452	ALS	1	29D02	EDWARDS AFB	EDWARDS
3/7/2023	452	ALS	1	-	EDWARDS AFB	EDWARDS
3/11/2023	461	ALS	9	32B03	TULARE	POSEY



3/15/2023	490	ALS	9	06D01	TULARE	DELANO
3/15/2023	465	ALS	9	32B03	SAN BERNADINO	BORON
3/17/2023	490	ALS	9	28C02	TULARE	DELANO
3/19/2023	465	ALS	9	10D04	SAN BERNADINO	BORON
3/22/2023	530	BLS	9	26A01	TULARE	DELANO
3/26/2023	465	ALS		17B04	SAN BERNADINO	BORON
3/29/2023	498	ALS	2	33C01	<None>	SHAFTER
4/2/2023	459	ALS	9	21B02	VENTURA	FRAZIER PARK
4/2/2023	461	ALS	9	13C02	TULARE	DELANO
4/6/2023	497	ALS	1	29D02	EDWARDS AFB	EDWARDS
4/6/2023	474	ALS	9	12D04	SAN BERNADINO	BORON
4/8/2023	490	ALS	9	29A00	TULARE	DELANO
4/9/2023	474	ALS	9	29D02	SAN BERNADINO	BORON
4/10/2023	465	ALS	1	29D02	EDWARDS AFB	EDWARDS
4/10/2023	461	ALS	9	13D01	TULARE	DELANO
4/10/2023	465	ALS	2	32B03	EDWARDS AFB	EDWARDS
4/10/2023	470	ALS	9	04B03	SAN BERNADINO	BORON
4/10/2023	466	BLS	9	12D02	TULARE	DELANO
4/11/2023	461	ALS	9	30B01	TULARE	DELANO
4/19/2023	488	ALS	9	32B03	LACO-A40	LEBEC
4/20/2023	461	ALS	9	29B05	TULARE	DELANO
4/21/2023	515	ALS	1	06D02	LAKE ISABELLA, W 6	CALIENTE
4/22/2023	487	ALS	2	32B03	LAKE ISABELLA, R 6	GLENNVILLE
4/24/2023	522	ALS	9	32B03	TULARE	RICHGROVE
4/26/2023	474	ALS	9	30B01	SAN BERNADINO	BORON
4/26/2023	467	ALS	1	29D02	LACO-B20	ROSAMOND
4/27/2023	482	ALS		26A08	LACO-B20	ROSAMOND
4/27/2023	472	ALS	9	25A01	TULARE	DELANO
4/28/2023	467	ALS	9	06C01	SAN BERNADINO	BORON
5/2/2023	446	ALS	1	32D01	EDWARDS AFB	EDWARDS
5/8/2023	459	ALS	9	30A02	VENTURA	HUNGRY VALLEY
5/9/2023	482	ALS		29B05	LACO-B20	ROSAMOND
5/11/2023	467	ALS	9	29D01	SAN BERNADINO	KRAMER
5/11/2023	466	BLS	9	29B05	TULARE	DELANO
5/12/2023	467	ALS	9	31C02	SAN BERNADINO	BORON
5/13/2023	459	ALS	9	29D02	<None>	
5/16/2023	482	ALS	1	29D02	LACO-B20	ROSAMOND
5/17/2023	459	ALS	9	-	VENTURA	LOCKWOOD VALLEY
5/17/2023	484	BLS	9	32B03	SAN BERNADINO	KRAMER
5/18/2023	467	ALS	2	32B03	EDWARDS AFB	EDWARDS
5/19/2023	467	ALS	9	29D02	SAN BERNADINO	BORON
5/19/2023	474	ALS	9	12D04	TULARE	RICHGROVE
5/20/2023	464	BLS	9	25D03	TULARE	DELANO
5/21/2023	447	ALS	9	29D02	VENTURA	FRAZIER PARK
5/22/2023	467	ALS	2	10C01	EDWARDS AFB	EDWARDS
5/23/2023	484	BLS	2	10C00	EDWARDS AFB	EDWARDS
5/24/2023	467	ALS	1	29D03	SAN BERNADINO	BORON
5/25/2023	490	ALS	9	-	TULARE	RICHGROVE

Grounded in Health

5/25/2023	445	BLS	9	10C01	EDWARDS AFB	EDWARDS
5/26/2023	459	ALS	9	-	VENTURA	FRAZIER PARK
5/28/2023	459	ALS	9	29B02	VENTURA	LEBEC
6/4/2023	459	ALS	9	01C06	VENTURA	FRAZIER PARK
6/5/2023	421	ALS	9	29B05	SAN BERNADINO	BORON
6/6/2023	445	BLS	1	29D02	EDWARDS AFB	EDWARDS
6/9/2023	473	ALS		13D01	LACO-C	LANCASTER
6/9/2023	490	ALS	9	29D02	TULARE	CALIFORNIA HOT SPRINGS
6/10/2023	421	ALS	9	29D02	SAN BERNADINO	RIDGECREST
6/10/2023	421	ALS		30B01	SAN BERNADINO	KRAMER
6/15/2023	522	ALS	9	27D04	TULARE	RICHGROVE
6/16/2023	421	ALS	9	29B05	SAN BERNADINO	RIDGECREST
6/18/2023	482	ALS		-	LACO-C	LANCASTER
6/18/2023	467	ALS	1	29D02	RIDGECREST, R 7	CANTIL
6/18/2023	467	ALS	1	-	RIDGECREST, R 7	CANTIL
6/20/2023	497	ALS		29B05	RIDGECREST, R 7	CANTIL
6/20/2023	497	ALS		29B05	RIDGECREST, R 7	CANTIL
6/21/2023	449	ALS	9	23C01	VENTURA	LOCKWOOD VALLEY
6/21/2023	529	BLS	9	26A08	TULARE	DELANO
6/24/2023	465	ALS	1	29D02	SAN BERNADINO	EDWARDS
6/24/2023	522	ALS	9	04B03	TULARE	DELANO
6/25/2023	449	ALS	9	10C01	VENTURA	GORMAN
6/27/2023	522	ALS	6	-	<None>	FRESNO
6/28/2023	465	ALS	1	10D01	LACO-C	LANCASTER
6/29/2023	522	ALS	9	10D02	TULARE	RICHGROVE
6/29/2023	522	ALS	9	13A01	TULARE	RICHGROVE
7/1/2023	464	BLS	9	32B03	TULARE	DELANO
7/5/2023	522	ALS	9	29D01	TULARE	DELANO
7/5/2023	449	ALS	9	30B01	VENTURA	LOCKWOOD VALLEY
7/6/2023	483	ALS		31C02	LACO-B20	ROSAMOND
7/9/2023	483	ALS		06D02	EDWARDS AFB	EDWARDS
7/13/2023	444	ALS		29B05	LACO-C	PALMDALE
7/13/2023	443	BLS	2	17B01	LACO-A40	LEBEC
7/15/2023	462	ALS	9	10D01	TULARE	RICHGROVE
7/16/2023	466	BLS	9	32B02	TULARE	DELANO
7/16/2023	454	BLS	1	29D02	EDWARDS AFB	EDWARDS
7/16/2023	454	BLS	1	29D02	EDWARDS AFB	EDWARDS
7/17/2023	482	ALS	1	29D02	LACO-B20	ROSAMOND
7/17/2023	482	ALS	1	29D02	LACO-B20	ROSAMOND
7/18/2023	522	ALS	9	25B06	TULARE	RICHGROVE
7/20/2023	522	ALS	9	26A07	TULARE	DELANO
7/20/2023	459	ALS	2	32B03	VENTURA	FRAZIER PARK
7/22/2023	514	BLS	9	05A01	TULARE	DELANO
7/22/2023	522	ALS	9	02C01	TULARE	RICHGROVE
7/24/2023	510	ALS	9	32B03	TULARE	DELANO
7/30/2023	459	ALS	9	32B03	VENTURA	LEBEC
7/30/2023	527	ALS	2	26B01	LAKE ISABELLA, W 6	CALIENTE
7/30/2023	514	BLS		26A07	TULARE	DELANO

Grounded in Health

8/3/2023	528	ALS	2	26C02	SAN LUIS OBISPO	
8/3/2023	453	ALS	1	29D03	LACO-B20	ROSAMOND
8/7/2023	473	ALS	6	-	LACO-C	LANCASTER
8/9/2023	459	ALS	9	17A02	VENTURA	FRAZIER PARK
8/22/2023	490	ALS	9	09E01	TULARE	DELANO
8/25/2023	490	ALS	9	29D02	TULARE	DELANO
8/29/2023	474	ALS	1	26D01	TULARE	DELANO
8/31/2023	483	ALS	2	26B01	EDWARDS AFB	EDWARDS
9/2/2023	PSR-1	BLS	6	-	<None>	RIVERSIDE
9/2/2023	459	ALS	9	31A03	VENTURA	LOCKWOOD VALLEY
9/3/2023	459	ALS	9	32B03	VENTURA	HUNGRY VALLEY
9/3/2023	459	ALS	9	32B03	VENTURA	FRAZIER
9/5/2023	490	ALS	9	13D01	TULARE	RICHGROVE
9/6/2023	467	ALS	9	32B03	SAN BERNADINO	KRAMER
9/6/2023	459	ALS	9	26C02	VENTURA	FRAZIER PARK
9/7/2023	482	ALS		29B05	LACO-B20	ROSAMOND
9/8/2023	467	ALS	9	29D02	SAN BERNADINO	BORON
9/9/2023	467	ALS	9	01C03	SAN BERNADINO	BORON
9/10/2023	522	ALS	9	29D01	TULARE	DELANO
9/10/2023	522	ALS	9	29D01	TULARE	DELANO
9/11/2023	459	ALS	9	32B03	VENTURA	LEBEC
9/11/2023	459	ALS	9	32B03	VENTURA	HUNGRY VALLEY
9/12/2023	522	ALS	9	-	TULARE	DELANO
9/12/2023	459	ALS	9	18C02	VENTURA	LOCKWOOD VALLEY
9/16/2023	459	ALS	9	32B03	VENTURA	LEBEC
9/18/2023	522	ALS	9	29D05	TULARE	DELANO
9/19/2023	466	BLS	9	32B03	TULARE	DELANO
9/21/2023	459	ALS	9	32B03	VENTURA	HUNGRY VALLEY
9/24/2023	483	ALS		29B05	LACO-B20	ROSAMOND
9/28/2023	542	ALS	9	06D02	SAN BERNADINO	BORON
10/2/2023	542	ALS	9	30B01	SAN BERNADINO	BORON
10/5/2023	522	ALS	9	28C01	TULARE	RICHGROVE
10/5/2023	466	BLS	9	05A01	TULARE	DELANO
10/7/2023	490	ALS	9	25A01	TULARE	DELANO
10/7/2023	542	ALS	9	29D02	SAN BERNADINO	BORON
10/7/2023	459	ALS	9	29D02	VENTURA	LEBEC
10/8/2023	490	ALS	9	-	TULARE	DELANO
10/10/2023	482	ALS	7	-	LACO-C	LANCASTER
10/10/2023	482	ALS		25C04	LACO-B20	ROSAMOND
10/12/2023	542	ALS	1	31D04	SAN BERNADINO	RIDGECREST
10/13/2023	461	ALS	9	32B03	TULARE	DELANO
10/16/2023	474	ALS	9	30D00	TULARE	DELANO
10/19/2023	483	ALS		29B01	LACO-B20	ROSAMOND
10/19/2023	483	ALS		29B01	LACO-B20	ROSAMOND
10/20/2023	452	ALS	9	32B03	TULARE	RICHGROVE
10/21/2023	452	ALS	9	29B05	TULARE	DELANO
10/21/2023	452	ALS	9	29B05	TULARE	DELANO
10/21/2023	452	ALS	9	29B05	TULARE	DELANO

Grounded in Health

10/22/2023	452	ALS	9	28C01	TULARE	DELANO
10/22/2023	462	ALS		32B03	EDWARDS AFB	EDWARDS
10/23/2023	542	ALS	9	32B03	SAN BERNADINO	BORON
10/24/2023	542	ALS	9	06C01	SAN BERNADINO	BORON
10/27/2023	447	ALS	7	-	LACO-C	LANCASTER
10/27/2023	526	ALS	9	26A09	VENTURA	FRAZIER PARK
10/31/2023	490	ALS	9	-	TULARE	DELANO
11/1/2023	522	ALS	9	32B03	TULARE	DELANO
11/1/2023	522	ALS	9	-	TULARE	DELANO
11/1/2023	522	ALS	9	-	TULARE	DELANO
11/1/2023	542	ALS	9	32B03	SAN BERNADINO	BORON
11/2/2023	490	ALS	9	13C01	TULARE	RICHGROVE
11/2/2023	483	ALS	1	32B03	<None>	EDWARDS
11/3/2023	445	BLS		32B03	SAN BERNADINO	BORON
11/5/2023	457	ALS	9	32B02	VENTURA	GORMAN
11/6/2023	522	ALS	9	31D02	TULARE	RICHGROVE
11/7/2023	522	ALS	9	26A08	TULARE	DELANO
11/7/2023	482	ALS	6	-	LACO-C	LANCASTER
11/8/2023	445	BLS	9	29B01	EDWARDS AFB	EDWARDS
11/9/2023	540	ALS	9	26C01	VENTURA	FRAZIER PARK
11/9/2023	533	ALS	2	29B05	LAKE ISABELLA, S 6	LAKE ISABELLA
11/10/2023	520	BLS	6	-	SAN BERNADINO	LOMA LINDA
11/10/2023	482	ALS	1	21D03	LACO-B20	ROSAMOND
11/11/2023	522	ALS	9	-	TULARE	RICHGROVE
11/13/2023	490	ALS	9	29B05	TULARE	DELANO
11/14/2023	419	ALS	9	26A08	VENTURA	LOCKWOOD VALLEY
11/15/2023	542	ALS	9	26B01	SAN BERNADINO	BORON
11/16/2023	542	ALS	9	26B01	SAN BERNADINO	BORON
11/18/2023	504	ALS		-	<None>	
11/18/2023	457	ALS	9	32B03	VENTURA	
11/22/2023	457	ALS	9	01D01	VENTURA	FRAZIER PARK
11/22/2023	466	BLS	9	25A01	TULARE	DELANO
11/24/2023	457	ALS	9	06D02	VENTURA	LOS ANGELES
11/24/2023	542	ALS		32D01	SAN BERNADINO	BORON
11/24/2023	542	ALS	9	32B03	SAN BERNADINO	BORON
11/25/2023	457	ALS	9	32B03	VENTURA	GORMAN
11/25/2023	457	ALS	9	17B04	VENTURA	GORMAN
11/25/2023	508	ALS	1	29D02	VENTURA	
11/25/2023	496	ALS		17B04	LACO-C	LANCASTER
11/26/2023	457	ALS	9	29D02	VENTURA	GORMAN
11/27/2023	457	ALS	9	06D04	VENTURA	FRAZIER PARK
12/1/2023	530	BLS	9	04B03	TULARE	RICHGROVE
12/2/2023	522	ALS	9	04B03	TULARE	RICHGROVE
12/2/2023	453	ALS		26A08	<None>	EDWARDS
12/2/2023	449	ALS	9	31C02	VENTURA	FRAZIER PARK
12/3/2023	464	BLS	9	32B03	TULARE	DELANO
12/5/2023	444	ALS	2	32B03	LACO-C	LANCASTER
12/5/2023	542	ALS	9	23C05	SAN BERNADINO	BORON

Grounded in Health

12/7/2023	459	ALS	9	29D02	VENTURA	HUNGRY VALLEY
12/8/2023	490	ALS	9	30B01	TULARE	DELANO
12/10/2023	467	ALS		-	LACO-C	LANCASTER
12/10/2023	467	ALS		-	LACO-C	LANCASTER
12/12/2023	444	ALS		30B01	SAN BERNADINO	KRAMER
12/13/2023	490	ALS	9	-	TULARE	RICHGROVE
12/15/2023	459	ALS	2	26B01	VENTURA	LOCKWOOD VALLEY
12/16/2023	459	ALS	9	32B03	<None>	
12/18/2023	421	ALS		06D01	LACO-C	LANCASTER
12/18/2023	482	ALS		-	LACO-C	LANCASTER
12/18/2023	S-49	ALS 1st Responder		-	LACO-C	LANCASTER
12/18/2023	511	ALS	9	32B03	SANTA BARBARA	MARICOPA
12/18/2023	421	ALS	1	29D03	RIDGECREST, U 7	ROSAMOND
12/19/2023	455	ALS	9	23C05	SAN BERNADINO	BORON
12/23/2023	455	ALS	1	29D03	LACO-B20	ROSAMOND
12/25/2023	522	ALS	9	32B03	TULARE	DELANO
12/25/2023	459	ALS		01C04	VENTURA	FRAZIER PARK
12/26/2023	455	ALS	2	32B01	EDWARDS AFB	EDWARDS
12/26/2023	542	ALS	9	28C11	SAN BERNADINO	BORON
12/28/2023	542	ALS	9	26A10	SAN BERNADINO	RIDGECREST
12/30/2023	455	ALS	7	-	LACO-C	LANCASTER
12/30/2023	483	ALS		-	LACO-C	LANCASTER
12/30/2023	455	ALS		32B03	LACO-C	LANCASTER

Ambulance Performance Standards Compliance –

The ambulance provider’s extent of compliance with performance standards, including response time compliance, any notices of exceptions or instances of non-compliance and provider’s performance in curing those deficiencies.

Response time compliance is complex; there are 25 categories of response time compliance that must be met each month. In addition, there are three other categories of response compliance we measure to ensure that advanced life support (ALS) units are predominately used in the system for pre-hospital emergency calls. See Annual Ambulance Response Time Compliance reports for total call volume, response time compliance, Out of Service Area responses, and Mutual Aid Given, for the calendar year.

In 2023, Hall Ambulance Service showed an 87.4% improvement in response times compliance across all of their EOAs.

Turned Calls-

A *turned call* occurs when an ambulance service fails to respond to a call within its EOA and another agency must respond from outside of the area.

In 2023, Hall Ambulance received mutual aid on 39 occasions.



Data Reporting –

Ambulance provider’s extent of cooperation in the submission of required and/or requested data

In 2023, Hall Ambulance Service provided all ePCR data as mandated by statute and all data requested by the county.

Customer Service Performance –

Demonstrating the ambulance provider’s efforts and acumen at providing customer service.

The components of this section will include:

Inquiry and Compliant Tracking Database –

Date	Source	Type	Outcome	Report number
1/1/2023	Family	Service	No patient contact made and complaint unfounded	81327
1/3/2023	Patient	Service	No complaint. Patient had questions about the surge policy	81355
1/10/2023	Family	Service	Family upswet the patient was not transported. The call was assessed and referred. No error by crew. Follow up with family and they were happy with the follow up.	81389
1/13/2023	Family	Service	Patient was assessed and referred. No error by crew	81413
1/15/2023	Patient	Service	Pt requesting transport to urgent care. Pt signed AMA - no error by crew.	81442
1/19/2023	Hospital	behavior	Employee coached on behavior	81447
1/10/2023	Family	rude behavior	Employee denied being rude. The patient was not happy about going to the waiting room. No error by crew.	81448
1/21/2023	Patient	Service	Patient assessed and referred. Requested to be transported for covid testing. No error by crew.	81464
1/21/2023	Family	Service	Same call as 81464. Concern by family. No error by crew	81471
1/26/2023	Family	Service	Pateint complaint of feeling hot. Pt assessed and referred by crew. No error by crew.	81484
1/10/2023	Family	response time	Response time was 38 minutes. This was a p-3 call that had been reassigned due to higher level of calls in the area and high call volume . Family upset at response time.	81485
1/28/2023	Patient	Service	Crew cancelled upon arrival with no patient contact.	81489
2/2/2023	Family	Service	No Error by crew. Ex-husband upset at mom for cxl ambulance	81521
2/3/2023	Family	Service	Same complaint as npted in 81521. No error by crew	81540
2/2/2023	patient	service	Several attempts were made to contact the customer and she never returned any calls. Cconcern closed due to no response.	81550
12/23/2021	Husband	response time	Call was P-3 and reassigned four times due to higher levels of calls. The unit arrived on scene 57 minutes after call time.	81572
1/31/2023	Family	Destination	Due to patient condition, pt transported to closest facility. No family on scene to advise going to Adv Bakersfield. Crew chose Adv Delano due to these reasons.	81589
2/10/2023	Family	Service	Family upset by the service recived and after supervisor discussed call with family, they did nothave any concerns. No error by crew.	81593
2/14/2023	Patient	Rude behavior	Concern was not founded and no action taken	81623
2/14/2023	Patient	Rude Behavior	The patient was upset stating the crew did not know what a POLST was and when to use it. She stated the crew was unprofessional. Investigation reveiled the concern is unfounded and no action needed.	81624
2/15/2023	Family	Rude Behavior	Crew member stated the family misunderstood what he was askign and why. I shared with Marcus how someone might percieve a statement differently than intended. Marcus was re-educatated on being professional at all times.	81627

Grounded in Health

2/15/2023	Family	Service	Family claiming crew dropped patient. Video from ambulance revealed the patient fell prior to the crew or the fire dept making contact. Concern unfounded.	81629
2/17/2023	Family	Rude behavior	Concern was not founded and no action taken	81637
2/18/2023	Family	Service	Family waited an hour for an ambulance to arrive. The call was a p-3 and reassigned several times due to higher level of calls received during response. Concern founded	81640
2/22/2023	Family	treatment	Concern unfounded. Verified by fire department as well. No further action required	81666
2/23/2023	Patient	Rude behavior	Concern founded and employee received reprimand	81671
2/23/2023	bystander	Service	Crew parked incorrectly at Starbucks. The concern was founded and the crew received coaching.	81672
2/23/2023	Patient	Billing issue	Patient was educated on billing and she did not have any additional concerns. Concern unfounded.	81673
3/1/2023	family	treatment	Crew was coached to utilized all equipment that is stock in the unit to promote the best care of the Pt.	81699
3/2/2023	family	destination	Pt wanted to go to AVH	81708
3/7/2023	family	treatment	Spoke to Shane Curtis and he stated the family was Spanish speaking and they were having communication issues. A translator arrived and translating for the crew. The Pt was in the back seat of a vehicle when Shane and Felipe were having a discussion how to move the Pt from the back seat onto the gurney. During the conversation the Pt came out of the vehicle and started walking on the soft cast onto the gurney and slid onto the gurney. Shane grab his arm to assist and to have him wait, but the Pt was already on the gurney. They slid him up and loaded the Pt into the ambulance. They did a full assessment on the Pt with negative findings of a stroke. The Pt did have weakness to the arm he fell on.	81733
3/7/2023	family	treatment	Darrell Stapley is going to coach the crew	81734
3/11/2023	family	Transport	Given to Darrin Stacey to follow up	81752
3/13/2023	Medical staff	Rude	Not founded	81761
3/13/2023	family	Rude	Not founded proper questions to ask on an altered PT	81769
3/15/2023	Medical staff	rude	Terminated	81733
3/17/2023	family	rude	The Pt did not want help from the EMT	81782
3/17/2023	family	Rude	Not Founded	81791
3/18/2023	family	Rude	Not founded	81793
3/19/2023	Customer	Rude	Not founded	81794
3/23/2023	Customer	HIPPA	Not founded	81821
3/23/2023	bystander	driving	The EMT was coached	81818
3/25/2023	Family	Rude	No fault on the crew. Wife was upset at the crew because they could not convince her husband into going to the ER.	81847
3/25/2023	Medical staff	Rude	Spoke to Rachel and stated James was being professional with the staff and Pt. She has not seen any rude behavior from James.	81848
3/25/2023	bystander	Rude	Spoke to Isaiah and he stated the medic reach done to feel a pulse and did not kick the Pt. They tried to pick the Pt by his clothes but the clothes was coming off the Pt. They had to sit the Pt up in order to lift the Pt up.	81863
3/25/2023	Customer	Transport	No fault on the crew. County Protocol	81879
3/30/2023	Customer	Rude	No fault on the crew. The wife was not letting the Pt speak and the medic had to tell her to stop. The Pt's vitals did not warrant an IV per Protocol.	81883
4/7/2023	Family	Assess and refer	The patient met assess and refer criteria. Brian could have done a better job by leading off with assessment questions and vital signs before discussing assess and refer. No further action required.	81926
4/20/2023	Patient	behavior	Incident happen in 2013. The crew is no longer employed at H.A.S.	81981
4/22/2023	family	behavior	This is a repeat complaint. The husband did not feel the comment made by the paramedic was appropriate during a cardiac arrest. The employee no longer works for Hall Ambulance	82003

Grounded in Health

4/24/2023	Spouse	behavior	No error by crew. Wife stated she was tired and needed some rest and wanted her husband transported so she could get the rest. Several attempts were made to contact the wife without any return calls.	82021
4/27/2023	Friend	Behavior	Concern not founded. Attempts were made to follow up with the firend with no return calls. Concern closed	82040
5/9/2023	Family	Rude	unfounded	82102
5/9/2023	Medical staff	Rude	unfounded	82112
5/11/2023	Customer	Transport	unfounded	82116
5/16/2023	Customer	Broken Item	Fault on the crew	82139
5/19/2023	Family	Rude	unfounded	82155
5/19/2023	Customer	Rude	unfounded	82156
5/21/2023	Staff	Rude	unfounded	82170
5/26/2023	KCFD	Treatment	unfounded	82190
5/30/2023	Family	Transport	unfounded	82206
5/30/2023	Customer	Transport	unfounded	82208
5/31/2023	Customer	Treatment	unfounded	82226
6/1/2023	Customer	rude	No fault on the crew	82242
6/3/2023	Family	rude	No fault on the crew	82247
6/4/2023	Customer	Rude	unfounded	82251
6/4/2023	Family	rude	No fault on the crew	82257
6/5/2023	Medical staff	transport	No fault on the crew	82261
6/5/2023	Customer	Treatment	Darrell Stapley	82275
6/16/2023	family	transport	Fault on the crew	82284
6/16/2023	bystander	transport	No fault on the crew	82311
6/22/2023	bystander	transport	No fault on the crew	82345
6/27/2023	bystander	rude	The bystander was called x3 times for the video with no submissions. No fault on the crew	82362
6/29/2023	Family	injury	Crew stated nothing fell on the Pt's leg. The only incident was the gurney unlatching from the gurney's latch bar. The gurney pinched the pt's leg between the gurney and bench seat. Incident submitted to the insurance for review.	82376
6/29/2023	Family	rude	No fault on the crew	82377
8/9/2023	Customer	Rude	Spoke to Mark and he stated he was not rude and believed to had a good report with the Pt. He walked in and said, excuse me twice to the family that were standing in front of her. He spoke to the fiancé as well before leaving the scene. He did missed the IV because she jerked, and became upset when he asked try not to move. He asked many questions about her migraine condition and how they manifest like stroke like symptoms'. She spoke about her engagement and wedding plans. They arrived at BMH and placed her into the lobby, and she became upset again. Spoke to Andrew and he stated Mark is caring, but his tone comes across harsh. His actions are sincere. The Pt's family did not move the first time and Mark and to ask again when they finally moved. Other than that he did not see any rude comments or actions from Mark.	82658
8/11/2023	Customer	Treatment	Spoke to the customer and he stated he is upset because the bill is to high if he was sharing the ride with another person. They did not go anything for him except to have him sit down. (Capt. Chair). They took to long to get on scene. Informed the customer it was a second unit response at 1247, enroute at 1248 at scene 1301, and enroute to the ER at 1314. I can understand how 13 minutes can be forever when you are in pain. the bill is set by the County of Kern and not by H.A.S. It is the standard billing in accordance with rules and regulation by the State and Federal Government. When they are multiple pts' on scene of a call, we try to transport the pts in a safe manner. Since your vitals was within normal range you meet the criteria to be transported in a seat with restraints. He was not happy still. NO call back needed.	82671
8/12/2023	Customer	Rude	Customer never called back for further information.	82679

Grounded in Health

8/15/2023	Family	Treatment	Spoke with Shannon and she stated the Pt was living in a small mobile home, and his bedroom was located in the back. He was sitting on his bed with obvious distress. They were not able to use the stair chair because of the broken steps, and the clutter in the mobile home. The Pt also made a comment his stairs are broken with weak support structure. They could not use the mega tarp because of the tight quarters and the clutter surrounding the EMS crews. He was able to walk outside and boarded steps were cracking, and the Pt received a small incision on his foot. Some of the blood from his foot transferred onto Shannon's shirt as she assisted the Pt onto the gurney. They did not lay him flat when they were treating the Pt. The only time they lay the Pt down is when EMS had to perform CPR.	82693
8/16/2023	Customer	Treatment	Darrell Stapley to follow up on Supervisors' complaints	82696
8/22/2023	Family	Treatment	Spoke to Tammy and she wanted to know why her husband was taken to KM and not to AHTV while he was having a stroke. He could have been treated at AHTV with a clot buster. Instead he had to wait for another hour for the medication, and now he is dead. She was also told by her neighbors the ambulance took 30 minutes to an hour to arrive on scene. I offered my condolences for her loss. Informed her of the times that are stamped into the system. The call was at 1113 and at scene at 1119 with fire on scene. Informed her per Kern County EMS AHTV is not a stroke center for any ambulance to transport into their ER. She kept blaming the crew for not going to AHTV. I stayed on phone and answered all of her questions until she was ready to hang up. No further calls needed.	82708
8/25/2023	Bystander	rude	Employee was coached by Darrell Stapley and updated the Bystander.	82744
8/26/2023	Bystander	Rude	spoke to Cwik and his partner LaRue, they state the daughter was very upset on scene and rushing to the ambulance asking the crew to hurry. they state the patient was assessed and taken to the ambulance where the daughter insisted, she be transported with him for translation. the crew had recommended she go in her own car. the crew was trying to get vitals from the patient before transport and the pt kept spitting on the walls and on the floor. the daughter was banging on the ambulance wondering why the crew was taking so long to transport. once at the er they never saw the daughter in the ambulance bay or in the ER. they state they never made that comment as well.	82752
8/29/2023	Family	Rude	Spoke to Jacob and he remembered the call. The Pt was frantic and he tried to calm her down. He had to keep bringing the Pt back to the original question, which was how fast she was driving. She kept telling him the incident. He was asked by the Pt if her arm was broken and he told her he does not think so, but only an x-ray will tell. On the way to the ER the Pt told Jacob she thought he was a psychiatrist. He did not know why she thought that.	82763
8/30/2023	Customer	Rude	Spoke to Debbie she did ask her if she could have called someone to take her to the ER instead of calling 911. Her vitals are normal and in cases like this, there is nothing she cant do for her other than a ride. Once they arrived at the ER she was told by the charge RN, Pt is going to triage. The Pt's pain became strong and she was having trouble in standing and walking. Debbie grabbed her arm and the Pt started to lean towards her. The more she tried to hold up the Pt, more weight was leaning her way.	82766
7/2/2023	Customer	Protocol	Pending on Admin	82405
7/2/2023	Customer	Rude	Pt's vitals were within normal range. No fault on the crew	82420
7/9/2023	Staff	Transport	Medic was asking medical staff if they had the ability of prescribing meds to the Pt. and asked the Pt if he wanted to go to the ER, or if he wanted to go to an urgent care for quicker treatment time. Staff became upset and told him to transport. Pt transported to BMH to the lobby. NO fault	82449
7/10/2023	Family	Rude	No fault on the crew	82434
7/10/2023	Family	Protocol	No fault on the crew	82437
7/12/2023	Customer	Rude	No fault on the crew	82462
7/22/2023	Family	Rude	No fault on the crew	82533
9/6/2023	Family	Response	Pt did not meet transport protocol.	82803
9/6/2023	Customer	Response	the call was reassigned 13 minutes after the call, and another ambulance from a further distance was given the assignment. Ten minutes later the call was canceled by ECC. I also told her when the school called 911 for her son's medical emergency, ECC gave us the call to respond with no lights or sirens, and with no fire department response.	82826
9/6/2023	Customer	Response	Infomed the custome to contact KCFD	82825

Grounded in Health

9/10/2023	Facility	Rude	Spoke to Jason and he stated the call was going well. They arrived at MSW and went into the ER, They were told by the charge RN to take the Pt into the lobby. The Pt was not happy and became upset at the crew. She unbuckled the belts, ripped the IV line out, and started to lunge at Ingrid. Jason stepped in front of the Pt and the security guard grabbed her from behind and kicked her out of the ER. I called and left a message for the customer to call me back. The customer always calls and complaint on the crews whenever she is taken to the Lobb	82847
9/10/2023	Customer	Treatment	Pt 's vitals did not meet protocol to be transported code 3 to the ER.	82856
9/15/2023	Customer	Rude	I spoke with Sam in person this morning and he advised that they were responded for a seizure and arrived to find the patient fully alert and oriented. Sam stated emotions were high on scene between the patient, her mother and the ambulance crew. Sam reported he moved the patient to the gurney and to the ambulance to try and speak with her away from her mother, and at that point the patient became verbally abusive, telling the crew to "go fuck themselves." Patient got herself off the gurney and left without providing any information.	82880
9/16/2023	Customer	Rude	Crew does not decides who stays in the ER and who goes to the looby. BLS unit was not at fault	82886
9/23/2023	Bystander	Driving	Spoke to the crew and coached them about their driving when going back to their station.	82906
9/23/2023	Customer	Rude	Informed him that I had spoke to the crew and they had filled two bags of his belongings plus a walker. They were not able to take all of his possession to KM from White lane and Gosford. He continue to state the crew threw away his stuff, and wanted to be reimbursed. I told him we are not able to reimburse him when the crew tried to bring as much items as they could in a small ambulance	82914
9/23/2023	Customer	Transport	Spoke to Israel and informed him the unit 2as serviced on 11-30-2020. The issued of the unit was a bad DEF injector. Unfortunately these injectors does not give any warning of failure until they fail. We do keep records of service and records when the units breakdown.	82917
9/26/2023	family	Rude	Spoke to Dylan and he stated Jonathan was not being rude to the Pt. The was seen at the ER a couple of days ago for seizures, and she is not able to locate the medications. They tried to look for the meds but not able to find them. She was afraid of having another seizure..Johnathan EHR is documented no Pt contacted.	82922
9/29/2023	Customer	Stolen	The transport occurred back in March and waited until now to report his complaint. Told him, the company is not going to replace the TV.	82630
10/1/2023	family	treatment	Pt was not DX with dementia by a MD, and was waiting for testing by a neurologist. The E.H.R. was documented about the family concerns and reason for the 911 call.	82957
10/2/2023	family	Billing	Pt and her boyfriend were in a rollover. Pt was told 3 times if she rides in the front she is a passenger, and if she rides in the back with her boyfriend she is a Pt. She decided to ride in the back.	82960
10/5/2023	family	treatment	Paramedic was coached by the Supervisor Joe Eastwood about empathy.	82978
10/10/2023	customer	treatment	Called the customer 3 times with no call back.	82999
10/12/2023	staff	Rude	The Paramedic was coached by Darrell Stapley that every inmate has to be transported to an ER if directed by the medical staff.	83028
10/17/2023	family	Surge call	Call was taken by OCD and the call met the surge criteria	83048
10/19/2023	Bystander	Driving	Crew was coached about driving with courtesy	83073
10/22/2023	customer	Rude	Pt was assess and refer for her condition. Pt has called 911 several times for the month.	83082
10/23/2023	customer	treatment	Pt wanted them to take her without taking vitals or answering their questions.	83085
10/30/2023	BFD	treatment		83137
11/6/2023	Family	Treatment	Family was informed the unit was a BLS unit and the unit does not have that kind of treatment capabilities, and the Pt's vitals did not warrant these types of treatment at the time.	83163
11/8/2023	Customer	Treatment	Per E.H.R. Pt was sitting at home and sat in the gurney with no issues. Charge RN directed the crew to the lobby.	83224
11/21/2023	Family	Transport	Paramedic stated he was trying to TeleMed the pt, but the family became verbally abusive at him, so he assessed and referred the Pt	83233
11/21/2023	Bystanders	Sirens	Informed the bystanders CHP requires ambulance to have emergency's lights and sirens activated at all times while responding to a call.	83239
11/21/2023	Customer	Treatment	E.H.R. stated Pt was placed on the EKG 4 lead was placed onto the Pt.	83241

Grounded in Health

11/22/2023	Customer	rude	Fire stated the customer would not open the door and was being rude to them. The crew arrived and the customer started to yell at them. They tried to perform a physical assessment and explained the TeleMed when the customer became upset, started to yell at them. They did not feel safe and they left the scene.	83243
11/22/2023	Customer	Treatment	Paramedic did not document the call properly.	83253
11/28/2023	Customer	Treatment	Fault on the crew for documenting no medical aid needed. Referred to Darrell Stapley	83277
11/30/2023	Customer	Treatment	Called and left message for the customer to call me back with no call back. Pt was treated according to the seizure protocol.	83293
11/30/2023	Rn/AHD	Treatment	Waiting on Ryan Strange outcome notes	83296
12/9/2023	bystander	Driving	Video shows railroad arms are down as the unit drove around them.	83349
12/9/2023	Customer	Rude	The crew was coached to transport the Pt to the ER when requested by a MD.	83351
12/12/2023	Kern Family	Pt care	The Pt did not tell the crew he needed to use the restroom. He did tell the MD, but the MD did not inform the crew.	83366
12/14/2023	Family	Rude	Spoke to the crew and they stated there was no female on scene of the call only two males. They did not say that the Pt smell. However they asked the Pt if he had step on dog feces because it the smell is coming from his shoes, as they loaded him into the unit. The Pt told him it is cat feces, because he has a lot of cat feces in his home. Called Vanessa with the events.	83374
12/14/2023	Customer	Rude	Called x2 with no call back	83377
12/19/2023	Customer	Rude	Fault on the crew	83401
12/20/2023	Family	Transport	Spoke to Heloy and he stated the Pt was refusing to go to the ER. Family asked Ismail what did he thinks. Ismail stated drinking two cups of water and coffee is not enough in a day, and he thinks she is dehydrated. If she does not want to go to the ER, she can go to the U/C or to her PMD. He did a complete assessment and asked the family on their decision.	83407
12/21/2023	Family	Transport	Explain the Kern County EMS protocol with his understanding	83408
12/22/2023	Customer	Rude	Spoke to Alyssa and she stated when they arrived on scene Pt was screaming in pain and wanting to go the ER. Pt was not able to walk to the gurney. They retrieve a stair chair and placed the Pt onto the chair, then onto the gurney. Pt gave her a hard time in getting vitals and lying about prescribe medication for her chronic problem. She did ask the Pt if she try telling the MD for a new medication for her to take daily. Pt was upset when the charge RN told them to go to the Lobby. The Pt did not want to give her information to Alyssa or the ER clerk. Alyssa went back into the ER to grab a pair of socks for her while the RN told the Pt she needed to be registered if she wants to be seen. Alyssa placed the socks onto the Pt's feet and asked if she needed anything else. Customer stated she is going to make a complaint against her and Alyssa gave the Pt her name.	83414
12/30/2023	Family	Transport	Spoke to Ramiro about his concerns for not transporting his husband in a timely manner. Informed Ramiro CCT transfer is not a daily use, and at times even days goes by without a transfer. The call volume does not support having two or more CCT units. There are times when 2 or more CCT transfer request occurs in one day, and we schedule the transfer according to the Pt's readiness for transport. In this case your husband was not ready for transport and another request was made with the Pt ready for transport upon CCT arrival. Your husband accepting hospital called and arrange a time for tomorrow morning. There is a set schedule time for him to be taken and transported. Ramiro understood and thanked me for the call back.	83444
12/30/2023	Family	Billing	Called billing and they were going to take care of the bill and adjust to 0.00	83447
12/30/2023	Family	Transport	Pt was Telemed on scene of the call and happy with the results.	83448
12/31/2023	bystander	Transport	RP was security guard trying to get PT off property. PT refused any services provided by Hall, including tele911. RP should have reported PT to BPD instead.	83451

Customer Survey –

If the Program required a customer service survey be conducted, the results of the survey shall be included.

The Program did not request a customer service survey in 2023.

Grounded in Health

Clinical Performance –

Ambulance provider's extent of compliance with the clinical performance requirements in the following categories:

Maintains all required clinical equipment in good working order

Hall Ambulance Maintains a fleet of 102 ambulances, 7 Suburban Medic Units/Field Supervisor Units, and 6 Explorer Medic First Response Units on a 24 hours per day schedule. They operate within all county policies, procedures and protocols which includes maintaining all mandatory equipment.

Adherence to clinical protocols

In 2023, there were no issue with Hall Ambulance Service staff regarding clinical protocols.

Quality Improvement Process

Hall Ambulance Service has a robust Quality Improvement (QI) program and fully cooperates with the County on all QI requests.

Qualifications of clinical personnel (including certifications and continuing education)

All Hall Ambulance Service staff are state certified and locally accredited and therefore qualified to provide proper patient care.

Emergency Medical Dispatch (EMD) Quality Assurance (QA) compliance

Hall Ambulance Service is currently the only ambulance dispatch agency in the county. They contract to dispatch all existing ambulance providers including Liberty Ambulance Service, Pro Safety and Rescue and Trinity Safety and Rescue. They have a robust Quality Assurance program and have been awarded Accredited Center of Excellence (A.C.E.) by the International Academics of Emergency Medical Dispatch.

Participation in County clinical processes

Hall Ambulance Service staff participate in all required projects, committees, and task forces.

Active participation in Program projects, committees, task forces, etc.

Hall Ambulance Staff participated in all required projects, committees and task forces.

Continuing Education

Date	Course	Location	Instructor/s	Hours	# of Students	Total # of CE's Issued This Month
1/3/2023	Kern Co. EMT Skills	HLH Academy	Pate	1	1	1

Grounded in Health

1/5/2023	Kern Co. Medic Skills	HLH Academy	Harker	1	1	1
1/9/2023	Kern Co. EMS EMT Skills	HLH Academy	Pate	1	1	1
1/9/2023	Kern Co. EMS Medic Skills	HLH Academy	Harker	1	1	1
1/10/2023	ACLS Instructor Monitoring	Kern CPR - Westwind Drive	Harker	4	3	12
1/12/2023	Temporary Work Force	HLH Academy	Pate, Harker, Att	8	7	56
1/12/2023	CPR	HLH Academy	Pate	0.5	1	0.5
1/13/2023	Kern Co. EMS Medic Skills	HLH Academy	Harker	1	1	1
1/13/2023	CPR	HLH Academy	Pate	0.5	1	0.5
1/19/2023	Kern Co. EMS Medic Skills	HLH Academy	Harker	1	1	1
1/19/2023	CPR	HLH Academy	Pate	0.5	1	0.5
1/20/2023	CPR	Post 1	Pate	0.5	1	0.5
1/24/2023	CPR	Post 1	Pate	0.5	2	1
1/24/2023	New Hire Training (01/24 - 01/31)	HLH Academy	Pate, Harker, Lee	8	5	40
1/24/2023	CPR	HLH Academy	Pate	0.5	1	0.5
1/27/2023	Temporary Work Force (Medics x 5)	HLH Academy	Pate, Harker, Att	8	1	8
1/30/2023	CPR	HLH Academy	Pate	0.5	1	0.5
1/30/2023	Temporary Work Force (EMTs x 3)	HLH Academy	Pate, Harker, Att	24	3	72
2/6/2023	Kern Co. EMS Paramedic Skills	HLH EMS Academy and Training	Harker	1	1	1
2/7/2023	EMT #43 Academy (Feb. 7th Start x 20 days x 8 hrs/ day)	HLH EMS Academy and Training	Harker & Pate	160	17	2720
2/9/2023	Temp. Work Force (5 Best Practice Paramedics)	HLH EMS Academy and Training	Harker & Pate	8	5	40
2/14/2023	BLS CPR	West Kern, Metro, and HLH Training Center	Pate	0.5	5	2.5
2/15/2023	Kern Co. EMS Skills (Paramedic)	HLH EMS Academy and Training	Harker	1	2	2
2/16/2023	CPR	HLH EMS Academy and Training	Pate	1	0.5	0.5
2/16/2023	Kern Co. EMS Skills (Paramedic)	HLH EMS Academy and Training	Harker	1	1	1
2/21/2023	CPR	HLH EMS Academy and Training	Pate	0.5	1	0.5
2/22/2023	Kern Co. EMS Skills (Paramedic)	HLH EMS Academy and Training	Harker	1	1	1
2/22/2023	Kern Co. EMS Skills (EMT)	HLH EMS Academy and Training	Pate	1	2	2

Grounded in Health

2/24/2023	CPR	HLH EMS Academy and Training	Pate	0.5	2	1
2/24/2023	Best Practice Tutoring Medic to Pass Kern Co. EMS Exam	HLH EMS Academy and Training	Harker	8	1	8
2/27/2023	Kern Co. Skills (EMT)	HLH EMS Academy and Training	Pate	1	1	1
2/28/2023	Kern Co. Skills (EMT)	HLH EMS Academy and Training	Pate	1	2	2
3/3/2023	Trinity Amb.- eso PCR, Tele911, Narcan Leave Behind	HLH EMS Academy	Att	3	14	42
3/6/2023	EMT Kern Co. Skills	HLH EMS Academy	Pate	0.5	1	0.5
3/6/2023	New Hire - (2 EMTs & 2 Dispatchers, 8 days x 8 hrs/day)	HLH EMS Academy	Pate	8	4	32
3/7/2023	Medic 1st Responder, Tele911 update, Narcan Leave Behind	HLH EMS Academy	Att	1.5	8	12
3/9/2023	CPR	HLH EMS Academy	Pate	0.5	3	1.5
3/9/2023	Medic 1st Responder, Tele911 update, Narcan Leave Behind	HLH EMS Academy	Att	1.5	2	3
3/13/2023	EMT Kern Co. Skills	HLH EMS Academy	Pate	1	2	2
3/14/2023	Medic 1st Responder, Tele911 update, Narcan Leave Behind	HLH EMS Academy	Att	1.5	6	9
3/15/2023	Medic 1st Responder, Tele911 update, Narcan Leave Behind	HLH EMS Academy	Att	1.5	5	7.5
3/16/2023	PHTLS (Day 1)	HLH EMS Academy	Harker	8	6	48
3/17/2023	PHTLS (Day 2)	HLH EMS Academy	Harker	8	6	48
3/17/2023	Paramedic Kern Co. Skills	HLH EMS Academy	Harker	1	6	6
3/17/2023	EMT Kern Co. Skills	HLH EMS Academy	Pate	1	3	3
3/17/2023	Medic 1st Responder, Tele911 update, Narcan Leave Behind	HLH EMS Academy	Att	1.5	4	6
3/20/2023	EMT Kern Co. Skills	HLH EMS Academy	Pate	1	1	1
3/20/2023	CPR	HLH EMS Academy	Pate	0.5	1	0.5
3/21/2023	CPR	HLH EMS Academy	Pate	0.5	1	0.5

Grounded in Health

3/21/2023	Medic 1st Responder, Tele911 update, Narcan Leave Behind	HLH EMS Academy	Att	1.5	15	22.5
3/22/2023	Medic 1st Responder, Tele911 update, Narcan Leave Behind	HLH EMS Academy	Att	1.5	13	19.5
3/24/2023	Medic 1st Responder, Tele911 update, Narcan Leave Behind	HLH EMS Academy	Att	1.5	24	36
3/28/2023	Medic 1st Responder, Tele911 update, Narcan Leave Behind	HLH EMS Academy	Att	1.5	18	27
3/28/2023	New Hire - (3 EMTs, 9 days x 8 hrs/day)	HLH EMS Academy	Pate	72	3	216
3/29/2023	EMT Kern Co. Skills	HLH EMS Academy	Pate	1	3	3
3/29/2023	Medic 1st Responder, Tele911 update, Narcan Leave Behind	HLH EMS Academy	Att	1.5	12	18
3/30/2023	Medic 1st Responder, Tele911 update, Narcan Leave Behind	HLH EMS Academy	Att	1.5	25	37.5
4/5/2023	CPR	HLH EMS Academy	Pate	0.5	2	1
4/6/2023	CPR	HLH EMS Academy	Pate	0.5	1	0.5
4/17/2023	CPR	HLH EMS Academy	Harker	0.5	1	0.5
4/19/2023	CPR	Post 1, Post 67	Pate	0.5	4	2
4/21/2023	CPR	Kerr, DDS Office in Tehachapi	Pate	0.5	6	3
4/21/2023	CPR	Boron - Post 17	Pate	0.5	1	0.5
4/24/2023	Kern Co Paramedic Skills	HLH EMS Academy	Harker	1	1	1
4/24/2023	Kern Co. EMT Skills	HLH EMS Academy	Pate	1	1	1
4/25/2023	New Hires (8 days x 8 hrs/day)	HLH EMS Academy	Att, Pate, Jarler	64	3	192
4/25/2023	Kern Co EMT Skills	HLH EMS Academy	Pate	1	6	6
4/25/2023	CPR	HLH EMS Academy	Pate	0.5	6	3
4/28/2023	PHTLS Hybrid	HLH EMS Academy	Harker	8	5	40
4/28/2023	CPR	East Kern x 2 & Post 1 x1	Pate	0.5	3	1.5
5/2/2023	EMT Kern Co. Update Class (Narcan leave behind, Tele911)	HLH EMS Academy	Att	1.5	16	24
5/4/2023	EMT Kern Co. Update Class	HLH EMS Academy	Att	1.5	19	28.5

Grounded in Health

	(Narcan leave behind, Tele911)					
5/10/2023	EMT Kern Co. Update Class (Narcan leave behind, Tele911)	HLH EMS Academy	Att	1.5	6	9
5/12/2023	EMT Kern Co. Update Class (Narcan leave behind, Tele911)	HLH EMS Academy	Att	1.5	22	33
5/15/2023	PHTLS Hybrid	HLH EMS Academy	Harker	8	5	40
5/16/2023	CPR	HLH EMS Academy	Pate	0.5	2	1
5/16/2023	EMT Kern Co. Update Class (Narcan leave behind, Tele911)	HLH EMS Academy	Att	1.5	27	40.5
5/17/2023	EMT Kern Co. Update Class (Narcan leave behind, Tele911)	HLH EMS Academy	Att	1.5	5	7.5
5/18/2023	CPR	HLH EMS Academy	Pate	0.5	2	1
5/19/2023	EMT Kern Co. Update Class (Narcan leave behind, Tele911)	HLH EMS Academy	Att	1.5	22	33
5/23/2023	CPR	HLH EMS Academy	Pate	0.5	2	1
5/23/2023	EMT Kern Co. Update Class (Narcan leave behind, Tele911)	HLH EMS Academy	Att	1.5	23	34.5
5/23/2023	New Hire x1 & EMT Class #44 Orientation (6 days x 8 hr/day)	HLH EMS Academy	Pate, Harker, Att	48	18	864
5/24/2023	CPR	HLH EMS Academy	Pate	0.5	1	0.5
5/25/2023	EMT Kern Co. Update Class (Narcan leave behind, Tele911)	HLH EMS Academy	Att	1.5	24	36
5/30/2023	CPR	HLH EMS Academy	Pate	0.5	1	0.5
5/30/2023	Temporary Work Force (2 EMTs 8hr x 2 days)	HLH EMS Academy	Pate, Att	16	2	32
5/31/2023	CPR	HLH EMS Academy	Pate	0.5	1	0
5/31/2023	EMT Kern Co. Skills	HLH EMS Academy	Pate	1	1	1
6/7/2023	EMT Class 44 (8 hrs/day x 22 Days)	HLH EMS Training Center	Harker	176	15	2640
6/7/2023	Kern Co. EMT Skills	HLH EMS Training Center	Pate	0.5	2	1
6/7/2023	CPR	Post 1	Pate	1	1	1
6/7/2023	Kern Co. Medic Skills	HLH EMS Training Center	Harker	1	1	1
6/8/2023	CPR	Post 1	Pate	0.5	1	0.5
6/13/2023	Kern Co. EMT Skills	HLH EMS Training Center	Pate	1	1	1
6/13/2023	Kern Co. Medic Skills	HLH EMS Training Center	Harker	1	1	1

Grounded in Health

6/14/2023	CPR	HLH EMS Training Center	Pate	0.5	2	1
6/14/2023	Kern Co EMT Skills	HLH EMS Training Center	Pate	1	1	1
6/15/2023	CPR	Post 1	Pate	0.5	1	0.5
6/16/2023	CPR	HLH EMS Training Center	Pate	0.5	1	0.5
6/19/2023	Kern Co. Medic Skills	HLH EMS Training Center	Harker	1	1	1
6/20/2023	New Hires - 1 Dispatcher 2 days	HLH EMS Training Center	Pate, Harker	16	1	16
6/20/2023	New Hires cont. 4 EMTs x 9 days	HLH EMS Training Center	Pate, Hutchin	72	4	288
6/22/2023	New Hires cont. RN x 3 Days	HLH EMS Training Center	Pate Harker	24	1	24
6/23/2023	PHTLS	HLH EMS Training Center	Harker	8	5	40
6/23/2023	Kern Co Medic Skills	HLH EMS Training Center	Harker	1	2	2
6/27/2023	CPR	Post 1	Pate	0.5	1	0.5
6/27/2023	CPR (Riverlakes Dentist's Office Staff)	Off Site: Community Service	Pate	0.5	6	3
6/28/2023	CPR	HLH EMS Training Center	Pate	0.5	3	1.5
6/29/2023	CPR	HLH EMS Training Center	Pate	0.5	2	1
6/30/2023	CPR	HLH EMS Training Center	Pate	0.5	1	0.5
7/3/2023	EMT Class 44 (8 hrs/day x 20 Days)	HLH EMS Academy & Training Center	Harker	160	15	2400
7/6/2023	CPR	HLH EMS Academy & Training Center	Pate	0.5	1	0.5
7/6/2023	Kern Co. Annual Medic Skills	HLH EMS Academy & Training Center	Harker	1	2	2
7/7/2023	Kern Co. Annual Medic Skills	HLH EMS Academy & Training Center	Harker	1	1	1
7/11/2023	Kern Co. Annual Medic Skills	HLH EMS Academy & Training Center	Harker	1	1	1
7/18/2023	Kern Co. Annual EMT Skills	HLH EMS Academy & Training Center	Pate	1	1	1
7/20/2023	Kern Co. Annual Medic Skills	HLH EMS Academy & Training Center	Harker	1	2	2
7/24/2023	CPR	HLH EMS Academy & Training Center	Pate	0.5	1	0.5
7/26/2023	Kern Co. Annual EMT Skills	HLH EMS Academy & Training Center	Pate	1	1	1
8/1/2023	EMT Class 44 (8 hrs/day x 10 Days)	HLH EMS Academy & TC	Harker/Pate	80	14	1120
8/1/2023	EMT Kern Co Skills	HLH EMS Academy & TC	Pate	1	1	1
8/3/2023	EMT - Kern Co Skills	HLH EMS Academy & TC	Pate	1	1	1

Grounded in Health

8/4/2023	Paramedic - Kern Co Skills	HLH EMS Academy & TC	Harker	0.5	1	0.5
8/14/2023	Paramedic Class #6 (8 hrs/day x 10 Days)	HLH EMS Academy & TC	Harker	80	9	720
8/17/2023	CPR	Post 1 & East Kern	Pate	0.5	4	2
8/18/2023	CPR	Post 1	Pate	0.5	3	1.5
8/22/2023	New Hire (8 hr/day x 10 days) EMTs	HLH EMS Academy & TC	Pate & Att	80	3	240
8/22/2023	New Hire (8 hr/day x 2 days) Dispatcher	HLH EMS Academy & TC	Pate	16	1	16
8/22/2023	CPR	HLH EMS Academy & TC	Harker	0.5	1	0.5
8/22/2023	Opt IQ Training (Aug. 22, 23, 24, 29, 30, 31)	HLH EMS Academy & TC	Robles	0.5	117	58.5
8/25/2023	EMT - Kern Co. Skills	HLH EMS Academy & TC	Pate	1	1	1
8/25/2023	CPR	HLH EMS Academy & TC	Pate	0.5	1	0.5
8/30/2023	CPR	HLH EMS Academy & TC	Pate	0.5	1	0.5
9/1/2023	Kern Co. Paramedic Skills	HLH Academy & TC	Harker/Eichelberger	1	1	1
9/10/2023	Kern Co. EMT Skills	HLH Academy & TC	Pate	1	1	1
9/11/2023	CPR	HLH Academy & TC	Pate	0.5	1	0.5
9/13/2023	Kern Co. Paramedic Skills	HLH Academy & TC	Harker	1	1	1
9/14/2023	Kern Co. EMT Skills	HLH Academy & TC	Pate	1	2	2
9/14/2023	Kern Co. Paramedic Skills	HLH Academy & TC	Harker	1	1	1
9/19/2023	CPR	Bakersfield Ortho	Pate	0.5	2	1
9/19/2023	CPR	HLH Academy & TC	Pate	0.5	2	1
9/19/2023	Kern Co. EMT Skills	HLH Academy & TC	Pate	1	1	1
9/20/2023	CPR	HLH Academy & TC	Pate	0.5	3	1.5
9/21/2023	Kern Co. Paramedic Skills	HLH Academy & TC	Harker	1	1	1
9/22/2023	CPR	HLH Academy & TC	Pate	3	17	51
9/29/2023	Kern Co. Paramedic Skills	HLH Academy & TC	Harker	1	1	1
11/1/2023	CPR	Post 1	Pate	0.5	2	1
11/1/2023	EMT Kern Co. Skills	HLH EMS Academy	Pate	1	1	1
11/1/2023	New Hire Training	HLH EMS Academy	Pate	1	1	1
11/2/2023	Paramedic Kern Co. Skills	HLH EMS Academy	Harker	24	6	144
11/3/2023	Paramedic Kern Co. Skills	HLH EMS Academy	Harker	1	1	1
11/3/2023	CPR	Post 1	Pate	0.5	1	0.5
11/6/2023	EMT Kern Co. Skills	HLH EMS Academy	Pate	1	1	1
11/7/2023	Paramedic Kern Co. Skills	HLH EMS Academy	Harker	1	1	1
11/8/2023	CPR	Kern Dental	Pate	0.5	18	9

Grounded in Health

11/14/2023	CPR	Post 1	Pate	0.5	1	0.5
11/16/2023	CPR	Post 1	Pate	0.5	1	0.5
11/17/2023	CPR	Shirpio's Dental Office	Pate	0.5	6	3
11/17/2023	Paramedic Kern Co. Skills	HLH EMS Academy	Harker	1	1	1
11/27/2023	CPR	HLH EMS Academy	Pate	0.5	3	1.5
11/27/2023	EMT Kern Co. Skills	HLH EMS Academy	Pate	1	1	1
11/28/2023	CPR	Post 1	Pate	0.5	1	0.5
11/30/2023	CPR	Post 1 and Taft Station	Pate	0.5	2	1
12/1/2023	Kern Co Paramedic Skills	HLH Training Center	Harker	1	2	2
12/4/2023	Medic Class 6 (8 hrs/day x 10 Days)	HLH Training Center	Harker	80	9	720
12/4/2023	CPR	HLH Training Center	Pate	0.5	1	0.5
12/6/2023	Temp Work Force (8 hrs/day x 3 Days)	HLH Training Center	Pate, Att, Harker	24	6	144
12/7/2023	Kern Co EMT Skills	HLH Training Center	Pate	1	1	1
12/7/2023	Kern Co Paramedic Skills	HLH Training Center	Harker	1	1	1
12/11/2023	Kern Co Paramedic Skills	HLH Training Center	Harker	1	1	1
12/12/2023	Kern Co Paramedic Skills	HLH Training Center	Harker	1	1	1
12/18/2023	Kern Co Paramedic Skills	HLH Training Center	Harker	1	2	2
12/20/2023	CPR	DDS office, Delano, Shafter	Pate	1	4	4
12/21/2023	Kern Co Paramedic Skills	HLH Training Center	Harker	1	1	1
12/22/2023	Kern Co Paramedic Skills	HLH Training Center	Harker	1	1	1
12/27/2023	CPR	HLH Training Center	Pate	0.5	1	0.5
12/28/2023	CPR	HLH Training Center	Pate	0.5	2	1
12/29/2023	Kern Co Paramedic Skills	HLH Training Center	Harker	1	2	2
Apr 3 - Apr 20	EMT Academy Class #43 (14 days x 8 hrs/day)	HLH EMS Academy	Harker	112	14	1568
Apr. 18 - Apr. 21	TWF x 5 EMTs (2.5 days x 8 hrs/day)	HLH EMS Academy	Att, Pate, Harker	20	5	100
Mar. 1 - Mar. 31, 2023	EMT Academy 43 (23 days x 8 hrs/day)	HLH EMS Academy	Harker	184	17	3128
Nov. 1 - Nov. 30	Medic Class 6 (8 hrs/day x 19 Days)	HLH EMS Academy	Eichelberger & Harker	152	9	1368
Nov. 15 - 28	New Hire (2 Dispatchers, 1 EMT)	HLH EMS Academy	Pate	8	3	88
Nov. 1-Nov.30	EMT Class 45 (8 hrs/day x 19 Days)	HLH EMS Academy	Eichelberger & Harker	152	16	2432
Sept.1 - 29	EMT Class 44 (8 hrs/day x 21 Days)	HLH Academy & TC	Harker/Eichelberger	168	16	2688

Grounded in Health

Sept.1 - 29	Paramedic Class 6 (8 hrs/day x 21 Days)	HLH Academy & TC	Harker/Eichelberger	168	9	1512
Sept.12-22	New Hires EMTs (8hrs/day x 9 days)	HLH Academy & TC	Pate, Att	72	2	144
				2475.5	944.5	26762

Tele911

Ambulance provider's extent of use of the Tele911 system

Tele911 allows for the emergency crew on scene to contact a physician via cell phone or tablet allowing the patient to be treated in their home without the need for transport to a local hospital. In 2023, Hall Ambulance Service utilized Tele911 on 1,471 occasions with 1,017, or 69.14% of the patients being treated at home without transport to a local hospital.

First Response, Tiered System (Fly Car) -

The addition of Advanced Life Support, First Response vehicles in our system has had a very positive effect on the ambulance providers ability to clear hospitals and scenes and remain available for those patients that truly need medical assistance. In 2023, Hall Ambulance Service deployed 6 ALS first response vehicles thus increasing the number of emergency response vehicles on the road and providing a greater number of patient care and transport options.

Community Services

Ambulance provider's extent of community participation

Date:	Location:	Event:
1/8/2023	Lake Ming	Fog Run for Probation Auxillary
1/15/2023	CSUB	Men's Basketball
1/18/2023	CSUB	Men's Basketball
1/20/2023	CSUB	Men's Basketball
1/23/2023	CSUB	Wrestling
1/27/2023	CSUB	Women's Basketball
1/29/2023	CSUB	Women's Basketball
2/3/2023	CSUB	Women's Basketball
2/5/2023	CSUB	Women's Basketball
2/7/2023	South High	Demo for high school students
2/10/2023	CSUB	Men's Basketball
2/12/2023	CSUB	Men's Basketball
2/17/2023	CSUB	Women's Basketball
2/19/2023	CSUB	Women's Basketball
2/19/2023	CSUB	Wrestling
2/22/2023	CSUB	Women's Basketball

Grounded in Health

2/24/2023	CSUB	Women's Basketball
3/3/2023	CSUB	Men's basketball
3/3/2023	McFarland Jr. High	Career fair
3/5/2023	CSUB	Men's basketball
3/6/2023	CSUB	Soccer
3/24/2023	Foothill High	Career fair
3/7/2023	CSUB	Soccer
3/29/2023	Arvin High	Career fair
4/1/2023	School	Stemposium
4/2/2023	Yokuts Park	Autism Awareness
4/3/2023	Post one	Ambulance Demo
4/16/2023	Action Sports	Courage Kids Climbing
4/23/2023	CSUB	Soccer
4/26/2023	KCSO office Norris	Law enforcement support
4/29/2023	CSUB	Soccer
5/7/2023	Fairgrounds	relay for life
5/7/2023	KCRP	charity concert
5/10/2023	South high	ambulance demo
5/19/2023	HLH child development	Siren apperance
5/28/2023	National Cemetery	Memorial day service
6/21/2023	Shafter Youth Center	Ambulance Demonstration
7/23/2023	KCFD	KCFD funeral procession 2 units
7/23/2023	Adventist Health	Demo
8/2/2023	Bakersfield	Ambulance Demo at post one. Developmentally delayed adults.
8/4/2023	Bakersfield	Ambulance Demo at post one. Developmentally delayed adults.
8/8/2023	Bakersfield	Ambulance Demo at post one. Developmentally delayed adults.
8/10/2023	Bakersfield	Ambulance Demo at post one. Developmentally delayed adults.
8/10/2023	Bakersfield	CSUB soccer
8/11/2023	Bakersfield	CSUB soccer
8/12/2023	Boron	Boron football standby
8/13/2023	Bakersfield	CSUB soccer
8/14/2023	Bakersfield	CSUB soccer
8/18/2023	Tehachapi	Tehachapi high school football standby
8/19/2023	Rosamond	Rosamond high school football standby
8/19/2023	Boron	Boron high school football standby
8/20/2023	Bakersfield	Ambulance Demo at Pyles boys camp. Autism network
8/25/2023	Boron	Boron high school football standby
8/25/2023	Tehachapi	Tehachapi high school football standby
8/26/2023	Tehachapi	Tehachapi high school football standby
8/27/2023	Rosamond	Rosamond high school football standby
8/27/2023	California City	California city high school football standby

Grounded in Health

1800 Mt. Vernon Ave., Bakersfield, CA. 93306 | 661.321.3000 | www.kernpublichealth.com

8/31/2023	Tehachapi	Tehachapi high school football standby
9/1/2023	Tehachapi	football standby
9/1/2023	CSUB	soccer standby
9/2/2023	Cal City	football standby
9/2/2023	McFarland	Ambulance demo National Night out
9/3/2023	BC	football standby
9/4/2023	CSUB	soccer standby
9/8/2023	CSUB	soccer standby
9/9/2023	CSUB	soccer standby
9/9/2023	Boron	football standby
9/9/2023	Rosamond	football standby
9/11/2023	CSUB	soccer standby
9/15/2023	CSUB	soccer standby
9/15/2023	Tehachapi	football standby
9/16/2023	Boron	football standby
9/17/2023	BC	football standby
9/17/2023	CSUB	soccer standby
9/17/2023	Bakersfield	Siren appearance at the cancer walk at Yokuts park
9/18/2023	CSUB	soccer standby
9/22/2023	Tehachapi	Career fair
9/23/2023	Tehachapi	football standby
9/23/2023	Mojave	football standby
9/23/2023	Cal City	football standby
9/24/2023	BC	football standby
9/28/2023	CSUB	soccer standby
9/29/2023	CSUB	soccer standby
9/29/2023	Delano	Health and wellness fair Adventist Health
9/29/2023	Tehachapi	football standby
9/30/2023	Tehachapi	football standby
9/30/2023	Cal City	football standby
10/2/2023	CSUB	Soccer
10/4/2023	Yokuts Park	National night out
10/4/2023	California City	National night out
10/4/2023	Arvin	National night out
10/5/2023	CSUB	Soccer
10/6/2023	CSUB	Career Fair
10/7/2023	MLK Elementary	Ambulance Demo
10/7/2023	Mojave	high school football
10/7/2023	California City	high school football
10/8/2023	Post one	Ambulance Demo Girl Scouts
10/8/2023	CSUB	Soccer

Grounded in Health

10/9/2023	CSUB	Soccer
10/14/2023	Boron	high school football
10/15/2023	CSUB	Heart and stroke Walk standby
10/15/2023	CSUB	Heart and stroke Walk Siren appearance
10/15/2023	CSUB	Soccer
10/20/2023	KCSO headquarters	Trunk or treat event
10/20/2023	CSUB	Soccer
10/21/2023	California City	high school football
10/21/2023	Mojave	high school football
10/21/2023	Rosamond	high school football
10/21/2023	Tehachapi	high school football
10/22/2023	Bakersfield College	football
10/22/2023	CSUB	Soccer
10/26/2023	West High	Career Fair
10/27/2023	Delano	Trunk or treat event
10/27/2023	Arvin	Trunk or treat event
10/27/2023	BPD headquarters	Trunk or treat event
10/27/2023	Vista West	Career Fair
10/28/2023	Oildale Mike Maggard	Trunk or treat event
10/28/2023	Rosamond	high school football
10/29/2023	Riverwalk Park	Superhero Run ambulance standby
10/29/2023	Riverwalk Park	Superhero Run Siren appearance
10/30/2023	Kern County Museum	Ambulance standby
10/31/2023	Kern County Museum	Ambulance standby
11/3/2023	Downtown	BPD event unit one
11/3/2023	Downtown	BPD event unit two
11/3/2023	Downtown	BPD event unit three
11/3/2023	CSUB	basketball
11/4/2023	Tehachapi	footbal
11/5/2023	Delano	parade
11/5/2023	CSUB	basketball
11/7/2023	CSUB	basketball
11/7/2023	Rio Bravo school	demo
11/10/2023	Tehachapi	football
11/11/2023	Downtown	parade
11/12/2023	BC	football
11/16/2023	Vista high school	demo
11/18/2023	Shafter	demo
11/29/2023	CSUB	basketball
12/1/2023	Downtown	Christmas parade

Grounded in Health

12/1/2023	Downtown	CHP toy drive
12/2/2023	California City	Christmas parade
12/2/2023	Shafter	Christmas parade
12/3/2023	Frazier Park	Christmas parade
12/3/2023	Tehachapi	Christmas parade
12/3/2023	Lamont	Christmas parade
12/3/2023	Wasco	Christmas parade
12/4/2023	CSUB	Basketball
12/5/2023	Taft	Christmas parade
12/8/2023	Delano	Christmas parade
12/10/2023	Jastro Park	WW2 memorial dedication
12/10/2023	Pine Mt. Club	Christmas parade
12/17/2023	CSUB	Basketball
12/20/2023	CSUB	Basketball
12/22/2023	CSUB	Basketball
12/29/2023	CSUB	Basketball
12/31/2023	CSUB	Basketball

Summary

COVID-19 continued to have an effect on our system in 2023. Staffing issues continued to be an issue for Hall Ambulance Service as well as increased call volumes as primary care physician appointments were difficult to obtain in a timely manner causing more patients to engage the 911 system. As a result of these and other factors Hall Ambulance Service struggled with response times. John Surface, Chief Operating Officer, and Myron Smith, Operations Manager, did an outstanding job in 2023 balancing the system by bringing in resources from outside the county and state to improve responses. As a direct result of their efforts, we saw an improvement of 87.4% in Hall's response time compliance in 2023.

As we emerge from the shadow of COVID-19, Hall Ambulance response numbers are improving, they continue to contract with local agencies and out of state resources in an effort to maintain staffing levels until they return to full staffing. Hall Ambulance is actively working to add staffing by hosting multiple EMT and Paramedic academy's each year. They have also offered a large signing bonus in an attempt to entice EMTs and Paramedics to the area as well as increasing their base pay to all employees in an attempt to retain and attract staff. Hall Ambulance Service maintains a fleet of 115 ambulances and first response vehicles 24 hours per day and are in the process of increasing these numbers to help meet the need.

Grounded in Health

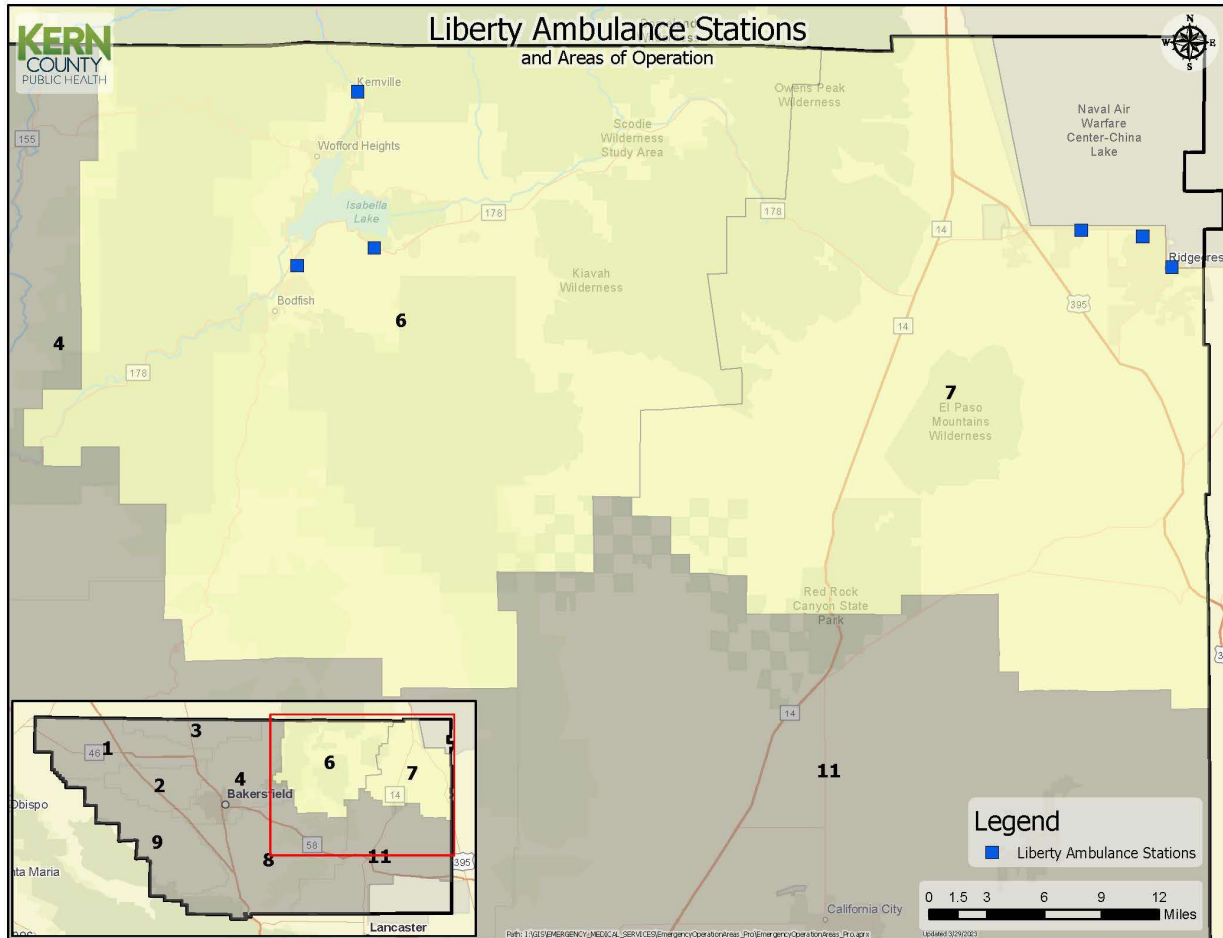
2023 Annual Performance Report

Ground Ambulance Service Provider

Liberty Ambulance

Exclusive Operating Areas (EOAs) 6 and 7

Operational Maps



Grounded in Health

Ordinance Compliance –

The ambulance provider’s compliance with Kern County Ordinance Code, any notices of exceptions or instances of non-compliance, and performance in curing deficiencies.

In 2023, Liberty Ambulance service was out of compliance with Kern County Ordinance 8.12.170.E.7: “Failure to meet the zone response time standards for three (3) consecutive months in the same zone, or four (4) months in any consecutive twelve (12) month period in the same zone.” In one or both EOA 6 and 7 in the months of January, February, April, May, June, August, November and December, Liberty Ambulance Service failed to meet mandatory response times. The fine waiver that had been in place due to the county and state declarations of emergency due to COVID-19, were lifted beginning march of 2023.

The issues with ordinance compliance continued to be effected by the impact COVID-19 had on our entire emergency medical services system. Liberty Ambulance Service experienced staffing shortages and increased call volumes in their own EOAs.

Contract compliance –

The ambulance provider’s compliance with County contract, any notices of exceptions or instances of non-compliance, and performance in curing deficiencies.

In 2023, Liberty Ambulance service was found to be out of compliance with Agreement 873-2006 and 460-2020 in Section 3.1.4: “Failure of provider to meet the zone response time standards specified in the performance standards for three consecutive months in the same zone or four months in any consecutive 12-month period in the same zone.” In one or both EOA 6 and 7 in the months of January, February, April, May, June, , August, November and December, Liberty Ambulance Service failed to meet mandatory response. The fine waiver that had been in place due to the county and state declarations of emergency due to COVID-19, were lifted beginning march of 2023.

The issues with contract compliance continued to be effected by the impact COVID-19 had on our entire emergency medical services system. Liberty Ambulance Service experienced staffing shortages and increased call volumes in their own EOAs.

Sub-contracts –

The ambulance provider’s sub-contracting or mutual aid.

In 2023, Liberty Ambulance Service did not engage in sub-contracting of staff or vehicles.

Liberty Ambulance Service provided mutual aid outside of their EOAs on 738 occasions to the following areas:

Bakersfield, Tulare County, Caliente, California City, Cantil, China Lake Acres, China Lake NWC, Edwards, Hinkley, Tehachapi and Trona.

Ambulance Performance Standards Compliance –

The ambulance provider’s compliance with performance standards, including response time compliance, any notices of exceptions or instances of non-compliance, and performance in curing deficiencies.

Response time compliance is complex; there are 25 categories of response time compliance that must be met each month in each EOA. In addition, there are three other categories of response compliance we measure to ensure that advanced life support (ALS) units are predominately used in the system for pre-hospital emergency calls. See exhibit A for total call volume, response time compliance, out of service area responses, and mutual aid given for calendar year 2023.

Turned Calls –

A *turned call* occurs when an ambulance service fails to respond to a call within its EOA and another agency must respond from outside of the area.

In 2023, Liberty Ambulance Service received no mutual aid assistance from Hall Ambulance Service.

Data Reporting –

Ambulance provider’s cooperation in the submission of required and/or requested data.

In December, Liberty Ambulance Service was found to be in breach of Agreement 873-2006, and 460-2020, section 3.1.5, for “Failure to provide data, repeated or willful submission of incorrect data, or falsification of data supplied during the course of operations, including by way of example but not by way of exclusion, dispatch data, patient report data, response time data, financial data or altering response code designations to enhance PROVIDER’S apparent performance or falsification of any other data required under this agreement.”

Customer Service Performance –

Ambulance provider’s efforts and acumen at providing customer service, including:

Inquiry and Compliant Tracking Database –

Date:	Source:	Type:	Outcome:
10/5/2023	Hospital	Clinical	Founded improper securing of Pt. to gurney retraining of crew completed
9/20/2023	Pt. Family	Clinical	Unfounded after investigation.

5/30/2023	Pt. Family	Clinical	Crew Member given strategies to better deal with difficult interactions between family members involving a Patient.
5/24/2023	Patient	Clinical	Crew Member got sick on call (Motion Sick). Patient lead changed enroute.
3/14/2023	Patient	Customer Service	Crew Member was reminded to provide good customer service to all patients. He was also reminded to provide good customer service to other professionals he comes in contact with including hospital staff, fire fighters and law enforcement.

Customer Survey – If the Program required a customer service survey be conducted, the results of the survey shall be included.

In 2023, the Program did not request a customer service survey.

Clinical Performance –

Ambulance provider’s compliance with the clinical performance requirements in the following categories:

Maintains all required clinical equipment in good working order

Liberty Ambulance Service maintains a fleet of 8 ambulances on a 24 hours per day schedule. They operate within all county policies, procedures and protocols which includes maintaining all mandatory equipment.

Adherence to clinical protocols

In 2023, there were no issues with Liberty Ambulance Service staff regarding clinical protocols.

Quality Improvement Process

Liberty Ambulance Service has a robust Quality Improvement (QI) program and fully cooperates with the County on all QI requests.

Qualifications of clinical personnel (including certifications and continuing education)

All Liberty Ambulance Service staff are state certified and locally accredited and therefore qualified to provide proper patient care.

Emergency Medical Dispatch (EMD) QA compliance

Liberty Ambulance Service contracts with Hall Ambulance Service to provide Emergency Medical Dispatch and is therefore in compliance.

Participation in County clinical processes

Liberty Ambulance Service staff attended all mandated clinical training and update courses held in 2023 and are willing participants in the County's clinical process.

Active participation in Program projects, committees, task forces, etc.

Liberty Ambulance Staff participated in all required projects, committees, and task forces.

CONTINUING EDUCATION -

Date:	Topic:	Hours:
1/11/2023	APOT Standards	1- No CE
1/20/2023	HICS	1- No CE
1/27/2023	Portable Electric Suction	1- No CE
2/1/2023	Peer Support Program Establishment/Availability	1- No CE
2/9/2023	MCI Drill with NAWS	4 - No CE03
3/16/2023	Review of Quarterly QI Results	Email
4/5/2023	Gurney SOP	Email
4/13/2023	Use of Nitro with Inferior MI	Video
4/20/2023	Documentation requirements and grading rubric	Station Rounding
5/1/2023	Documentation requirements and grading rubric	Station Rounding
5/10/2023	Documentation requirements and grading rubric	Station Rounding
5/12/2023	Documentation requirements and grading rubric	Station Rounding
5/15/2023	Use of Magnesium for Atrial Fibrillation	Video
5/17/2023	Boat Medic Training Lecture BB	2 hr
5/19/2023	Boat Medic Training Lecture BB	2 hr
6/1/2023	HIPAA Compliance	Rounding with S.D
6/23/2023	Narcan Leave Behind	Email
6/26/2023	IBP monitoring	In Person instruction
6/30/2023	IBP monitoring	In Person instruction
7/13/2023	EVOC	In Person instruction
7/14/2023	EVOC	In Person instruction
7/27/2023	EMD update review	Email
8/2/2023	Difficult Intubation with RT Mariana Goins	In Person Class
8/14/2023	IBP monitoring	In Person instruction
8/16/2023	IBP monitoring	In Person instruction
8/22/2023	HIPAA Compliance	Rounding with S.D
8/23/2022	HIPAA Compliance	Rounding with S.D
9/11/2023	Station Rounding Q&A Review of Quarterly QI results	In Person
9/12/2023	Workplace Violence Webinar	Online/Relias
9/13/2023	Station Rounding Q&A Review of Quarterly QI results	In Person
9/14/2023	Station Rounding Q&A Review of Quarterly QI results	In Person
10/11/2023	Managing Difficult Airways	Webinar
11/10/2023	Annual Skills Check off	Roger Rounding both EOAs

Tele911

Ambulance provider's use of the Tele911 system

In 2023, Liberty Ambulance Service continued actively using Tele911 and have seen a slight decrease in unnecessary transports as a result. In 2023, Liberty Ambulance Serviced consulted tele 911 on 101 occasions with only 28 or 27.7% of those resulting in transport to the hospital.

First Response, Tiered System (Fly Car) -

Ambulance provider's use of the First Response, Tiered (Fly Car) System.

In 2023, Liberty Ambulance Service did not participate in the Fly Car option of response.

Community Services

Ambulance provider's community participation.

Date	Location	Event
3/18/2023	Ridgecrest	YOUTH GROUP FIRST AID CLASS
3/30/2023	Ridgecrest	CAREER DAY @ OPPORTUNITES FOR LEARNING
4/26/2023	Ridgecrest	DENIM DAY - WOMEN SHELTER
4/29/2023	Ridgecrest	AUTISM AWARENESS@ STARBUCKS
5/4/2023	Ridgecrest	PRESCHOOL EVENT-FALLER SCHOOL
5/10/2023	Ridgecrest	Ice Cream Social w/ Mercy Air
5/11/2023	Ridgecrest	TACO THURSDAY FOR FIRST RESPONDER
5/17/2023	Ridgecrest	PROCLAMATION CEREMONY
6/3/2023	Ridgecrest	HANDS ONLY CPR- HOME DEPOT
7/10/2023	Ridgecrest	RESOURCE FAIR @ KERR MCGEE
7/10/2023	Ridgecrest	CAPK STORY TIME
7/20/2023	Ridgecrest	SHAVED ICE
7/21/2023	Ridgecrest	RIDGECREST LIBRARY PLAY W AMBULANCE
8/22/2023	Ridgecrest	CAREER DAY @ BURROUGHS HIGH SCHOOL
8/26/2023	Ridgecrest	VOLUNTEER BACK TO SCHOOL SHOPPING
9/9/2023	Ridgecrest	PARADE OF 1000 FLAGS
9/11/2023	Ridgecrest	CANDLELIGHT VIGIL
9/29/2023	Ridgecrest	STAND DOWN RESOURCE FAIR (VETERANS)
10/12/2023	Ridgecrest	WOMEN SHELTER APPRECIATION EMS LUNCH
10/18/2023	Ridgecrest	IWV FLU SHOTS WATER DISTRICT
10/18/2023	Ridgecrest	TUNNEL OF TOWERS
10/24/2023	Ridgecrest	CAREER DAY @ CERRO COSO
10/27/2023	Ridgecrest	RED RIBBON - FIRST RESPONDER
10/27/2023	Ridgecrest	KERR MCGEE TRUNK OR TREAT -
10/28/2023	Ridgecrest	ALTA ONE HALLOWEEN TOUCH A TRUCK
10/29/2023	Ridgecrest	FALL FESTIVAL

10/29/2023	Ridgecrest	FALL FESTIVAL
11/4/2023	Ridgecrest	PETROGLYPH FESTIVAL
11/7/2023	Ridgecrest	GIRLS SCOUT TOUR
11/14/2023	Ridgecrest	BOYS- BHS SOCCER STAND -STAND-BY
11/15/2023	Ridgecrest	OASIS PRESCHOOL
11/17/2023	Ridgecrest	BHS SOCCER STAND-BY
11/18/2023	Ridgecrest	BHS SOCCER STAND-BY
11/21/2023	Ridgecrest	GIRLS BHS SOCCER STAND-BY
11/27/2023	Ridgecrest	BOYS- BHS SOCCER STAND -BY
11/29/2023	Ridgecrest	GIRLS -BHS SOCCER STAND-BY
12/1/2023	Ridgecrest	BOYS-BHS SOCCER STAND-BY
12/8/2023	Ridgecrest	CHRISTMAS TREE LIGHTING
12/9/2023	Ridgecrest	CHRISTMAS PARADE
12/14/2023	Ridgecrest	PATIENT B-DAY PARTY

Summary

COVID-19 continued to have an effect on our system in 2023. Staffing issues continued to be an issue at Liberty Ambulance Service as well as increased call volumes as primary care physician appointments were difficult to obtain in a timely manner causing more patients engaging the 911 system. As a result of these and other factors Liberty Ambulance Service struggled with response times. Erin Cocclione, Director of Operations and Brian Baskin, Operations Manager, did an outstanding job in 2023 balancing the system in the lake and Ridgecrest area.

As we emerge from the shadow of COVID-19, Liberty Ambulance response numbers are improving, they are close to being fully staffed and are operating a fleet of 8 ambulances 24 hours/day. To retain staff, Liberty offered retention bonuses for both paramedics and nurses in the amounts of 3 and 5 thousand dollars per year for three 3 years.

11. Annual EMS System Report

EMS System Annual Report 2023



2023 HIGHLIGHTS

3. A Message From Our EMS Manager

4-7. Operations Updates

8. Emergency Preparedness Updates

9. EMS in the Community

10. New Additions to EMS

11. Future of EMS

12. Thank You to our Providers

A MESSAGE FROM OUR EMS MANAGER

As I look back on the past year, I'm pleased to report significant achievements in our EMS system. As we continue to embrace change and evolve, our team remains busy with improvements to the system, conducting quality improvement reviews, providing training to the public, continually reviewing policies, procedures and protocols, and many other projects.

Technology is always improving and as our system is always evolving, I am pleased to see here in Kern County we always adapt and overcome the challenges we face. This last year we have implemented new tools and systems and, in an effort, to collect the most accurate ambulance APOT data. EMS has coordinated with ReddiNet and FirstWatch to create a bi-directional link between the hospital emergency rooms and EMS. With the most accurate data we can see real numbers in the areas of improvement.



Here at Public Health, we continue our outreach to the community, educating the public with hands only CPR, Stop the bleed, water watchers, and Narcan administration. Advertising from billboards to social media to inspire the community to join in making Kern County ready if they should find themselves in an emergency. In October of 2023 we relaunched the vial of life program for the community so that your loved ones have vital information available to our first responders in a time of crisis.

We have implemented various wellness programs and initiatives to support the mental and physical health of our EMS personnel, recognizing the significant impact that their job can have on their personal lives. This last year brought on a lot of changes necessary to improve our overall pre-hospital setting. In celebrating our success, I also acknowledge the challenges faced along the way from national staffing shortages, to increased demand here in our community, navigating these hurdles required dedication and resilience from each member of our team.

I extend my heartfelt gratitude to our stakeholders and field crews whose unwavering commitment and professionalism has been instrumental in our achievements, your dedication to saving lives and providing exceptional care does not go unnoticed and I am immensely proud to be a part of such a remarkable community.

As we move forward, we are poised for continued growth and excellence and we will continue to innovate, adapt to changing needs, and uphold the highest standard of patient care. Together, we will tackle new challenges and strive for even greater accomplishments in the year ahead.

Thank you for your hard work and dedication,

Jeff Fariss

EMS Program Manager

Operations Updates

In 2023, the Operations Staff made a significant amount of changes to the EMS system as we know it. All of which include updating the EMS personnel accreditation policies, promoting more jobs in EMS, expanding protocol usage in the field, and instructing our citizens of Kern County on basic tools for survival or resuscitation. Our team not only made its presence known throughout EMS, but also inside our communities, urban and rural.

Throughout the year the Operations team trained a total of 755 civilians on the use of Hands-Only CPR. Further, as many as 600 individuals were trained in use of Stop the Bleed and how to control a life threatening injury as a layperson.

EMS Coordinators Alec Larroque and Edlin Blankenship became certified Car Seat Technicians. They are made available to inspect and ensure car seat safety for residents of Kern County at Car Seat check events as well as drive up checks at Public Health.

EMS Coordinator Danielle Stemper became IAED certified to further her education in the EMD system.

EMS Coordinator Anthony Dominguez attended the NAEMSP Conference to bring quality insight and knowledge to revitalize the ePCR grading system we currently use today.

EMS Coordinator Robert Lopez was able to complete multiple ICS certifications adding to his abilities from an administrative side. Further he stated about his experiences, “During my time with the ICS courses, I learned that its also important to zoom out and appreciate the broader perspective of emergency responses and managing incidents from a farther distance. Although I don’t look forward to emergency events, I do feel well equipped to contribute effectively in organized response efforts.”



Operations Updates

Protocols Added:

- Destination Decision Summary– Non emergent patients waiting room criteria
- Seizure Activity– Updated eclamptic seizure protocol
- V-Fib/Pulseless V-Tach– Added Vector Change and Dual Sequential
- Crush Injury Syndrome protocol added
- Updated Trauma Triage Criteria– New ACS Guidelines
- Central Venous Access Policy added
- Buprenorphine, Ketorolac, Ketamine IM added to approved medications

Protocols Changed or Removed:

- Severe Agitation– Excited Delirium name changed
- Aystole/PEA– Epi drip set up changed to 0.8mg epi 1:1000 into 100ml NS
- Cricothyrotomy removed
- Respiratory compromise– Epinephrine IM removed

Operations Updates

EMS System Numbers:

- 68% system wide compliance with Handetvy use.
- Total of 116 EMD coding changes, 89 downgraded, 27 were upgraded
- 654 ePCRs randomly selected for audit
 - 4% received grade C
 - 21% received grade B
 - 75% received grade A
- 48 MICNs, 11 EMDs, 158 Paramedics, 5 Paramedic Preceptors, 1,307 EMTs were reaccredited or initially added to the system
- Over 100 new first responders were granted “Verified Responder” status on PulsePoint. This was done in effort to provide more qualified off-duty responders to the homes of our citizens when in a crisis.



Operations Updates

Bakersfield College Job Fair:

- EMS participated with Bakersfield College in their Public Safety Open House. EMS worked along side multiple agencies to organized an Job Fair that was held on April 14th, 2023.
- This event was the outcome of collaborative efforts among various agencies within the system and proved to be highly successful. With the exception of one rural agency, which wasn't actively hiring at the time, all other EMS agencies in the county, including both private ambulance services and fire departments, participated
- Several colleges in the county offering EMT and Paramedic courses were present at the job fair. We anticipate hosting similar events in the future.



Emergency Preparedness Updates

- Grant funds awarded to healthcare coalition members in the amount of \$114,650.00. These funds are used to buy equipment for our medical health partners to be better prepared during a disaster.
- Assisted the county EOC during the flood events and possible flooding threats to two large medical facilities. Worked one on one with both facilities to ensure they were ready in the event of river flooding.
- Revamped the Kern County Healthcare Coalition. The meetings are more focused on training to make our partners better prepared for disasters.
- Have increased participation in the coalition including our local federally recognized tribe.
- Secured funding to purchase some large items for county preparedness. Including 2 100kw generators and a mobile command unit that will be deployable to incident locations and large events. Expected to take delivery early 2024.
- Started to do a deeper dive into our emergency communications. Including securing more redundant communication devices and in-depth tracking of the use of our MCI and disaster platform Reddinet.
- Created a radiation surge plan for the county.
- Exercises for our coalition and medical health partners.
 - TTX for Heart Hospital
 - Medical Response and surge exercise for HCC
 - Functional fire and evacuation drill for Good Samaritan Hospital
 - HCC chemical surge drill
- Added a new position to manage the emergency preparedness warehouse. This person will help keep inventory always managed and equipment deployable ready.
- Provided training for our medical health partners in standard ICS, Hospital ICS, and formal ICS 300 and 400 classes.
- Established new relationships with non-medical health resources to help provide needed space and transportation in the event of a large scale disaster. These include the Kern County Superintendent of Schools and local bus transit companies.
- Managed the allocations of COVID treatments and the roll out of the HPOP system countywide.
- The RDMHS program assisted the region with the winter storm events, mosquito and vector control issues, and provided chempack training.



EMS in the Community



New Additions to EMS

Throughout 2023, Kern County EMS expanded its program by adding 2 additional EMS Coordinators and to help assist in the workload and responsibilities that the program is in charge of.

Robert Lopez was hired on February 27th, 2023. Roberts call sign is EMS 8. He is tasked with Paramedic, EMD Accreditation, as well as PulsePoint verification and STEMI Designation. Robert also is our primary enforcement liaison. He brings our team 7 years of EMS experience, 2 years of which as Paramedic Supervisor for the counties largest EMS provider.



Tori Yip was also hired in January of 2023. Tori is an administrative coordinator assigned to the warehouse for EMS and Public Health. Tori brings experience as a certified Paramedic and Bachelor's in Social Ecology from UC Irvine. Prior to Kern County EMS, Tori worked in Porterville as an emergency paramedic.

Future of EMS

- Mental Health Symposium 2024
- More protocol and procedure updates
- Continuing public outreach and education
- Build HCC through more trainings and exercises
- Building county and regionwide communication plan
- Grow the Medical Reserve Corps



Thank You to Our Providers

Adventist Health Bakersfield

Adventist Health Delano

Adventist Health Tehachapi

Bakersfield Heart Hospital

Bakersfield Memorial Hospital

Kern Medical

Kern Valley Healthcare District

Mercy Hospital

Mercy Southwest Hospital

Ridgecrest Regional Hospital

Pro Safety

Trinity Safety Group

Bakersfield City Fire Department

California City Fire Department

China Lake Naval Weapons Station

Edwards Air Force Base

Hall Ambulance Services, Inc

Kern County Fire Department

Kern County Sheriff Office

Liberty Ambulance Service

Mercy Air Service

US Borax



1800 Mount Vernon Ave

Bakersfield, CA 93306

Tel: 661-321-3000

Website: <https://www.kernpublichealth.com>

Email: publichealth@kerncounty.com

12. Annual Emcab Member Report



EMCAB Member Update

EMCAB welcomes its newest member and alternate representing the Kern County Medical Society, Dr. William Franklin and Dr. Soham Shah.

Currently, EMCAB has the following vacancies:

- Police Chief's association Alternate
- Urban Consumer Member
- Rural Consumer Alternate
- Kern County Hospital Administrators Alternate
- Kern County Ambulance Association Alternate

13. Approval of Minutes



Minutes

EMERGENCY MEDICAL CARE ADVISORY BOARD (EMCAB)

REGULAR MEETING

THURSDAY – February 8th, 2024

4:00 P.M.

**Location: Kern County Administrative Office,
1115 Truxton Ave, Bakersfield CA, 93301
Board of Supervisors Chambers**

- I. **Call to Order – Jeff Flores**
- II. **Flag Salute – John Surface**
- III. **Roll Call – Danielle Stemper**

Attending	Roll Call
John Surface	X
Leslie Wilmer	X
Dr. Lyon	X
Chairman Jeff Flores	X
Chief Linville	X
Kathy Prout	X
Tyler Whitzell	X

We have a quorum

- IV. **Consent Agenda (CA):** Consideration of the consent agenda.
All items listed with a “CA” are considered by Division staff to be routine and non-controversial. Consent items may be considered first and approved in one motion if no member of the Board or audience wishes to comment or discuss an item. If comment or discussion is desired, the item will be removed from consent and heard in its listed sequence with an opportunity for any member of the public to address the Board concerning the item before action is taken.

No public comment.

Dr. Lyon – Motion to approve.

Tyler Whitzell – Second

Attending	Poll
John Surface	Y
Leslie Wilmer	Y
Dr. Lyon	Y
Chairman Jeff Flores	Y
Chief Linville	Y
Kathy Prout	Y
Tyler Whitezell	Y

V. (CA) Approval of Minutes: EMCAB Meeting November 9th, 2023– approved in consent

VI. Subcommittee Reports:
APOT Task Force – Jeff Fariss

Jeff Fariss - Thank you, Mr. Chairman, the quarterly APOT Task Force meeting was held on January 25th, with representation as follows; 4 Public Health/EMS staff, 1 Kern County Fire rep, 1 ambulance rep, and 5 hospital reps. EMS gave our report which included the total number of APOT hours for the fourth quarter of 2023. In the fourth quarter for 2023, the number of APOT hours totaled 10,174.61. Jenny Wilson, the new Emergency Department Director from Kern Medical reported that she has been assessing her emergency department and believes that she sees areas that could be altered to decrease their offload times. It appears that staffing, transport volumes, the misuse of the 911 and internal hospital systems are continuing to play a role in the continued delays. In an effort to collect the most accurate ambulance APOT data, EMS has coordinated with ReddiNet and FirstWatch to create a bi-directional link between the hospital emergency rooms and EMS. This link provides the information on all ambulance transports and gives the hospitals the ability to timestamp the exact moment the patient is transferred from ambulance crew to hospital gurney or chair. In addition, this link also provides for an automatic redirect for hospitals that are struggling to offload patients. Redirect will last 1 hour giving the hospital time to decompress. This new system was discussed during the meeting, and it was impressed upon the attendees the importance of training the ER staff to submit the offload time appropriately. That concludes my report, and I am available to take any questions.

No comment from the board.

Tyler Whitezell – Motion to approve.

Dr. Lyon – Second

Attending	Poll
John Surface	Y
Leslie Wilmer	Y
Dr. Lyon	Y
Chairman Jeff Flores	Y
Chief Linville	Y
Kathy Prout	Y
Tyler Whitezell	Y

Motion Passes

VII. Public Comments:

This portion of the meeting is reserved for people desiring to address the Board on any matter not on this Agenda and over which the Board has jurisdiction. Members of the public will also have the opportunity to comment as agenda items are discussed.

No public comment.

VIII. Public Requests: None

IX. Unfinished Business: None

X. New Business: None

XI. Manager's Report: - Receive and File

Jeff Fariss –Thank you Mr. Chairman, EMS continues to remain busy with improvements to the system, conducting quality improvement reviews, providing training to the public, continually reviewing policies, procedures and protocols, and many other projects.

Our training team has conducted 1 narcan training, 4 stop the bleed trainings and 4 hands only cpr trainings last quarter. In total over 270 people attended these training courses. EMS has begun providing ride-a-longs for CSUB Nursing students.

Our certification team has completed 224 certifications and accreditations for the Fourth Quarter in 2023. This includes EMTs, Paramedics, Emergency Medical Dispatchers and Mobile Intensive Care Nurses.

We have several upcoming mass gatherings this spring and summer.

- Boots in the park is a one-day Country concert held at the Kaiser Permanente sports complex in Bakersfield on March 15th with 8,000-10,000 expected attendees.
- Neotropolis in N. Edwards is a scifi/ cyberpunk event held April 24th-28th with 2000 people attending.
- Lightning in the bottle returns this year to Buena Vista Aquatic Recreation Area for 5 days in May. 20,000-30,000 attendees expected.
- BEquinox returns to California City in June for 5 days. This is a regional burning man event with 1500-1800 attendees.
- EMS Program staff review and approve the medical plans for these events, conduct background checks of the event medical staff and provide oversight at the event location.
-

Our Emergency Preparedness team has completed the restructuring of the healthcare coalition (HCC). In addition to the numerous training opportunities already provided, we are adding ICS 300 and 400 to the list. In addition, we have scheduled 6 Hospital Incident Command classes coming up in the next 4 months. Our team is currently looking into other training opportunities to bring to the members. Over the last quarter EP have been busy working with our HCC stakeholders to release grant funds. These funds are all provided to help build the emergency preparedness of these facilities. This year EMS/EP released \$115,000 to our HCC partners.

The bid process has been completed for our mobile command unit and it is currently being built. We expect to take delivery in April. This mobile command unit will be used to help bring the EMS agency onsite to help manage large events in the county. Including MCI's and large special events, like Lightning in a Bottle. In addition to the mobile command unit, we have completed the bid process for two large trailer mounted generators large enough to power portions of large facilities or entire smaller facilities. These generators will be used to assist our medical health partners in the event of a long-term power outage.

Our RDMHS team has been very busy over the last few months coordinating with all 7 counties in our region. Most of this help has been spent assisting counties with past and current winter storms and atmospheric weather events. EMS and Ep will be hosting several exercises during the last part of this year. Planning has begun and more details will be released soon.

Kern County EMS, Tulare County EMS, EMSA, and CDPH are currently in the planning process for a region wide multi-jurisdictional earthquake exercise. This exercise will include all our surrounding counties, state agencies, and local medical health providers.

As you may recall, in 2019, Public Health/EMS hosted an EMS Mental Health Symposium at Bakersfield College. This symposium was very successful in reaching EMS professionals and assisting in getting them professional assistance if they felt they needed it. It was our plan to host a second event in 2020, however COVID 19 prevented that from occurring. We are in the very beginning stages of planning a second EMS Mental Health Symposium for later this year. Any agency that is interested in participating with EMS in this important event should contact Alec Larroque or Robert Lopez at EMS. You can find their contact information on the EMS website.

EMS was notified this morning by Kern Behavioral Health and Recovery Services that they are seeing a significant increase in patients that are presenting under the influence of PCP at the Psychiatric Emergency Center (PEC). In quarter 3 of 2023, BHRS reported 8 total cases with 22 cases reported in quarter 4, this represents a 175% increase. So far in 2024 BHRS reported 8 cases. All field staff need to be made aware of this unfortunate increase in PCP use in our system as these patients can present with very aggressive behaviors.

And finally,

EMCAB Member update

Chris Miller has resigned from the Urban Consumer group. We are actively looking for a replacement. The Kern County Medical Society has submitted nominations for William Franklin, DO for the member position and Soham Shah, MD for the alternate position in the Kern County medical society. The Kern County Ambulance Association has submitted a Nomination for Erin Cocciolone from Liberty Ambulance Service to fill the alternate position. Barring any obstacles these nominees should be available for the next meeting.

Our current vacancies include:

Police Chief's Association - Alternate

Urban Consumer – Member

Rural Consumer – Alternate

Kern County Hospital Administrators – Alternate

That concludes my report and I'm available to take any questions at this time.

Comment from the board made by John Surface from the board regarding receiving information on the PCP notifications, Jeff Fariss confirmed he will make sure the information is forwarded.

John Surface – Motion to approve.

Dr. Lyon – Second

Attending	Poll
John Surface	Y
Leslie Wilmer	Y
Dr. Lyon	Y
Chairman Jeff Flores	Y
Chief Linville	Y
Kathy Prout	Y
Tyler Whitezell	Y

Motion passes

Miscellaneous Documents for Information: None

XII. Board Member Announcements or Reports: None

On their own initiative, Board members may make a brief announcement or a brief report on their own activities. They may ask a question for clarification, make a referral to staff, or take action to have staff place a matter of business on the future agenda. (Government Code Section 54954.2 [a.])

XIII. Announcements:

- A. Next regularly scheduled meeting: Thursday, May 9th, 2024, 4:00 p.m., here in the Board of Supervisors Chambers here in the Kern County Administrative Office, 1115 Truxton Ave. Bakersfield, CA 93301
- B. The deadline for submitting public requests on the next EMCAB meeting agenda is Thursday, April 25th, 2024, 5:00 p.m., to the Kern County EMS Program Manager.

XIV. Adjournment

Disabled individuals who need special assistance to attend or participate in a meeting of the Kern County Emergency Medical Care Advisory Board (EMCAB) may request assistance at the Kern County Public Health Services Department located at 1800 Mount Vernon Avenue, Bakersfield, 93306 or by calling (661) 321-3000. Every effort will be made to reasonably accommodate individuals with disabilities by making meeting materials available in alternative formats. Requests for assistance should be made at least three (3) working days in advance whenever possible.